



**Agriculture & NYS  
Horse Breeding  
Development Fund**



**2015**

*Annual Report*



# Table of Contents

Letter	3	Zweig Equine Research	32
Trustees	4	Breeders Award Intro	33
Year in Review	5-6	Breeders Statistics	34
Industry Comments	7-8	Breeders Awards	35-41
Financials/Accounting		Yearling Sales Reports	42
Dispersal of Fund Money	9-11	Goshen	43-45
Cash Flow	12	Harrisburg	46-51
Net Assets	13	Lexington	52-57
Statement Revenue, Expense	14	Morrisville	58-60
Track Purses Paid	15	Advertising and Promotion	61
Economic Impact	16-17	Leaderboard Standings	62
State By State Comparison	18	New York Sire Stakes	63-66
4-H Education	19-22	Excelsior	67-68
Harness Horse Youth Foundation	23	County Fair	69-70
Racing Under Saddle	24	Stallions	71
Scholarship Races	25	New York Stallion Rankings	72
Equine Health Seminar	26	Leading Sire of 3-Year-Olds	73
New Owner Seminar	27	Leading Sire of 2-Year-Olds	74
Goshen Museum Grant Funding	28	National Stallion Rankings	75-84
New York State Fair- Equine Tent	29-30	Goshen Historic Track	85
Ag Calendar	31	Front Cover Photo: Kathy Stockbridge	



## Agriculture & New York State Horse Breeding Development Fund

1 Broadway Center, 6th Floor, Schenectady NY 12305

518-388-0178(p) 518-347-1483(f)

info@nysirestakes.com    www.nysirestakes.com

www.facebook.com/NYSireStakes    www.twitter.com/NYSireStakes

# Introduction



## Agriculture & NYS Horse Breeding Development Fund

The Honorable Andrew M. Cuomo,  
Governor of the State of New York  
Members of the New York State Legislature

On behalf of the trustees of the Agriculture and New York State Horse Breeding Development Fund, I am pleased to present the Fund's 2015 Annual Report.

New York ranks among the nation's largest farming states with agriculture being one of our state's leading domestic economic sectors.

The Agriculture & New York State Horse Breeding Development Fund administers the New York Sire Stakes, the nation's oldest harness racing program of its kind. The Fund's primary mission is to promote and preserve agriculture through the promotion of horse breeding and the conduct of equine research in New York State.

The interest in New York-bred Standardbred horses continues unabated as proof of New York State's strong breeding industry. The many racing opportunities and the quality of horses bred in New York drives the demand for New York-bred yearlings at the sales. The quality of New York bred is also very decisive on the national scene with JL Cruze setting a World Record, Divine Caroline winning a Breeders' Crown Championship, Habitat winning the Colonial Trot and the Yonkers Trot and Sassa Hanover winning the Jugette, all in 2015. NY bred Venus Delight was the richest pacing mare of 2015, with \$603,265 in purses and she was awarded national older female pacer of the year.

New York stallions remained among the leading national earners and most sought after by breeders. This is evidenced by the strong prices at the Lexington, KY sale with NY-bred yearlings averaging \$45,204. New York Stallions consistently sit at or near the top of the National Stallion Standings, with American Ideal as the leading sire in 2015 based as average earnings per foal.

Breeder's awards have also increased to their highest level in many years which also encourages breeders to invest in more and better quality animals. As the demand and quality of New York-bred horses continues, so will the economic and agricultural benefits that the Standardbred breeding and racing industry provides to the State of New York. The Agriculture & NYS Horse Development Fund will continue to promote and support this progress.

Respectfully submitted,

Agriculture & New York State Horse Breeding Development Fund  
1 Broadway Center, 6th Floor, Schenectady, NY 12305  
518-388-0178 Fax: 518-347-1483  
[www.nysirestakes.com](http://www.nysirestakes.com)



**The New York Sire Stakes Are Administered By  
Agriculture and New York State Horse Breeding Development Fund**



**Richard A. Ball**

Commissioner of the New York State  
Department of Agriculture & Markets and Agriculture and  
New York State Horse Breeding Development Fund Trustee



**Michael Kimelman**

Agriculture and New York State  
Horse Breeding Development Fund Trustee



**Peter Arrigenna**

Agriculture and New York State  
Horse Breeding Development Fund Trustee

The Agriculture and New York State Horse Breeding Development Fund (the Fund) is a public benefit corporation established in 1965 by the Laverne Law (Laws of New York, Chapter 567 of the Laws of 1965). The mission of the Fund is to promote agriculture through the breeding of standardbred horses and the conduct of equine research within the State. To carry out its legislative mission, the Fund administers the New York Sire Stakes races, Excelsior/State Fair Series races, and County Fair Races. Additionally, the Fund provides assistance to county agriculture societies and contributes to the statewide 4-H program and to the Harry M. Zweig Fund for Equine Research.

# Agriculture & New York State Horse Breeding Development Fund

The oldest (and first) state sponsored breeding program in North America has been producing top-flight Standardbreds since 1965. The on-track results of the horses bred through the Agriculture and New York State Horse Breeding Development Fund in 2015 provided particularly haughty grades for speed, earnings and stallion reputation.

This year, horses racing in the New York Sire Stakes were responsible for 13 new track records in the Empire State. New York bred horses racing on the Grand Circuit set 16 different National season marks at tracks across North America and four new world records. The fastest 2-year-old and two fastest aged pacers in North America in 2015 were all products of New York State.

All the major stakes this year were well represented by New York bred horses and the fifth richest Standardbred in North America this year was one of them. In all, eight NY-bred horses earned in excess of \$500,000 in 2015 and there was one millionaire.

The stallions that are responsible for all of this success continue to rank high nationally for foals making the races,

## Year In Review

### New York State Standardbreds continue to excel

By Tim Bojarski

their earnings per start and overall moneys won by their progeny.

New York bred trotters and pacers both made headlines all year and the list of notables is long.

Crazy Wow (Crazed-No Pan No Gain 3yo-T) was the biggest money winner, bred in the state, this year. But his \$1,027,612 in earnings also made him the third richest trotter and fifth richest Standardbred of either gait in North America in 2015.

Crazy Wow's list of stake victories on the Grand Circuit included the \$255,325 Empire Breeders Classic at Vernon Downs, \$500,000 Colonial at Pocono Downs, \$109,500 Bluegrass at the Red Mile, \$270,000 Erskine Memorial at Hoosier Park and \$243,550 Matron at

Dover Downs. After two seasons of racing, Crazy Wow has now amassed in excess of \$1.2 million.

Habitat (Conway Hall-Habits Best 3yo-T) was the sixth richest 3-year-old trotter in North America in 2015 earning \$727,814. Highlighting the eight wins he registered were the \$133,170 Dexter Cup at Freehold Raceway, \$500,000 Yonkers Trot at Yonkers Raceway and \$225,000 New York Sire Stake final, also at Yonkers. His lifetime earnings after two seasons are over \$1.2 million.

Dudes The Man (American Ideal-Art's Risk 3yo-P) only scored three victories in 2015 but one of them was significant and buoyed his \$704,271 bankroll for the year. On August 1 at the Meadows, he captured the \$400,000 Adios Pace in 1:48.4 and that turned a lot of heads. The time set a National seasons mark for 3-year-old colts over a five-eight mile track.

His second place finishes were by very narrow margins and in very big races. Dudes The Man was beaten a length in the \$706,000 Meadowlands Pace and by only a nose in the \$500,000 Messenger Stake at Yonkers Raceway. Sassa Hanover (Rock N Roll Heaven-Sayo Hanover 3yo-P) was the second highest money earning 3-year-old filly in North America in 2015, as well as the fifth richest female pacer of any age. Her \$522,878 was earned on the strength of seven wins, the most notable in the fall classic, \$252,250 Juliette in Delaware, Ohio.

That marquee race for 3-year-old pacing fillies featured five other New York bred fillies besides the winner (Band Of Angels, Bettor And Better, Mosquito





## Agriculture & New York State Horse Breeding Development Fund

Blue Chip, Bedroomconfessions and Moremercy Hanover) but Sassa Hanover proved to be the best by not only winning the race, but by setting a National seasons record for 3-year-old pacing fillies of 1:50.4 over the half-mile track in the first heat and a world record for her combined two-heat time of 3:42.2.

Sassa Hanover eclipsed the \$1 million mark after two years of racing. Dime A Dance (Roll With Joe-Hat Dance Hanover 2yo-P) earned the bulk of her \$219,989 on the lucrative New York Sire Stake circuit, winning three legs and the \$225,000 final. But one of those wins made her a world champion.

At Batavia Downs, Dime A Dance scorched the oval with fractions of :26.4, :56 and 1:24.4 before posting a final quarter of :27.4 and a mile time of 1:52.4. That time was a National seasons record for a 2-year-old pacing filly over a half-mile track and it also set a new world record for that same age, gender and gait.

The two-and three-year old New York breders weren't the only classes making news. The older horses were breaking records as well.

JL Cruze (Crazed-Topcat Hall 4yo-T) had a bit of a slow start to his career. But after racing only a handful of starts in the NYSS Excel series at two and three, JL Cruze changed barns in November of 2014 and that was the start of something big.

2015 was a breakout year for the son of Crazed as he won 16 out of 21 starts and earned \$627,456 en route



to being named Aged Trotter of the Year in North America.

JL Cruze swept four late-closer stakes at the Meadowlands and Pocono Downs early in the year before moving on to Grand Circuit competition. Then at the Meadowlands he won the \$443,300 Hambletonian Maturity and the \$250,000 Graduate series, the latter in 1:49.4 which was a National seasons mark and new world record for 4-year-old trotting geldings on a mile track.

On the pacing side, Fireyourguns (American Ideal-Villa Hanover 6yo-P) and JK Panache (Art Major-Paris Hanover 6yo-P) sequentially shattered the all-age track record at Vernon Downs and in doing so, also set a new National seasons mark for aged pacing geldings on a mile track.

Fireyourguns went wire to wire from post eight in 1:47.3 on June 21 and then JK Panache matched that effort in similar fashion on July 19. Both of these horses competed in the NYSS at age two and three and have been racing in New York State ever since. To date, Fireyourguns has racked up 42 lifetime wins and \$304,341 in total purses and JK Panache has 33 lifetime wins and earnings of \$352,212.

2015 was also a good year for New York stallions in the earnings category. Three of the top six leading money winning sires of 2015 in North America for all-age pacers were from New York. Bettor's Delight led the way with over \$18 million in purses earned, American Ideal was fifth with \$11.5 million and Art Major was sixth with \$10.5 million. The top three money winning sires of 2015 in North America for all 3-year-old pacers were all from New York. Bettor's Delight (\$4.6 million) was first, Rock n roll Heaven (\$3.9 million) second and American Ideal (\$3.7 million) third.

On the diagonal gait, three of the top ten leading money winning sires of 2015 in North America for all-age trotters were from New York. Conway Hall ranked seventh with \$5.5 million, Crazed was ninth with \$4.9 million and Credit Winner was tenth with \$4.8 million.

Harness racing in New York is strong and thriving and the product of this state continues to make a name for itself across North America. With a solid breeding program in place and some of the best horsemen in the business handling the stock, the future of the Standardbred sport in the Empire State remains lucrative.

## Industry comments



### Agriculture & NYS Horse Breeding Development Fund

- “The New York Sire Stakes program is undoubtedly the best in North America. The number of races available, along with lucrative purses are very appealing to buyers attending the yearling sales. New York definitely is the place to race!” — **Bill Donovan, Standardbred Owner**
- “In my opinion, the New York Sire Stake program is working well as it enables our best horses to race for decent purses and our next two levels can also earn money racing in the excelsior A and B series. As a breeder, I focus on the New York program and this year I believe I was the second leading breeder in New York and the breeder awards I received were an added bonus. As a yearling buyer, I focus on the New York program as I have had a great deal of success including owning a piece of my namesake, Gural Hanover, who dominated the three year old colt ranks in 2014. This year I have an interest in the top two year old trotting filly, Non-Stick, who was undefeated in five starts. As the owner of Vernon Downs and Tioga Downs, our customers always look forward to the sire stakes races and I think that overall the program has been a huge success.” — **Jeff Gural, President of Tioga and Vernon Downs**
- “Harness Racing was America’s first pastime. The colonial village of Goshen, also known as the ‘Cradle of the Trotter’ houses the National Harness Racing Museum and Hall of Fame as well North America’s oldest continually operated racetrack, Goshen Historic Track. New Yorkers take their place in harness racing history very seriously, yet are equally committed to the future of our sport and the national prominence of our Sire Stakes and Breeding programs. In fact, three of the twelve national Dan Patch champions of 2015 are from New York stallions. That’s why we like to say, “Bred in New York to take on the world.”” — **Chris Tully, USHWA President**
- “One of the barometers to gauge any state legislation is to evaluate overall effectiveness. In my first-hand experiences with both the New York Thoroughbred and Standardbred industries, the 50-year old-plus legislation to promote and sustain those industries has had a positive result. Preservation of green space along with ample financial incentives for breeding and racing participants is a ‘Win-Win-Win’ result. Furthermore, the strength of the New York Sire Stakes program is widely revered throughout North America and with continued guidance will continue to flourish.” — **Joseph A. Spadaro, Standardbred Owner**



## Industry comments

“I believe there has never been a better time to race Standardbreds and am optimistic about the future of the business, particularly in New York” — **Fred Hertrich, Standardbred Owner**

“Morrisville Sale - there were 48 trotters and 14 pacers that produced a sale total of just under \$1 million with an average price per horse of \$15,540. That number is up a substantial 43 percent from last year's average bid of \$10,715 and a 60 percent increase over the average price of the last five years.

The sale had a smaller group of higher caliber yearlings that drove the prices up. Overall it was a very solid group of yearlings. The sale attendance was very impressive and all the seats were full until the last yearling went through the ring.

The students greatly appreciated having the sale and making industry contacts with the consigners. Students are on their internship at some of the farms. The NY breeding and racing program has been a strong economic supporter of the Morrisville Equine Program for many years.” — **Erin Shantel, Morrisville Equine Reproduction Manager**

“The NYSS has returned to its familiar spot at the top of the list in comparison with other Sire Stake Programs throughout the country. The programs offers ample racing opportunities for all classes of horses, from Sire Stakes competition all the way to the County Fairs. It was wise to conduct the Excelsior Series in conjunction with the Sire Stakes, this helps the horseman save on shipping expenses and in turn, helps out the tracks when the horse population is low in the summer.” — **Shawn Wiles, General Manager Monticello Raceway**

“My partners and I participate in the NYSS program because it provides excellent purses with more racing opportunities than any other state. It also provides us with 3 levels of racing to find the best fit to maximize our earning potential while protecting our young developing athletes.

Another benefit is the fulfillment of traveling around the state watching the spectacular NY racing events along with the amazing management and organization of the program. The thrill of excitement we get not only when our horse wins but when our friends and colleagues horse wins is an feeling everyone should have a chance to experience.

The goal of breeding and developing a future champion is a lifelong pursuit for our partnerships and New York provides us with the venues to achieve that goal.” — **Partners, Our Horse Cents Stable**



# Dispersal of Fund Money 2015

## The Agriculture and New York State Horse Breeding Development Fund's disperses money through:

- A) County- and town-fair reimbursements for repairs/property improvements (maximum \$6,000) and Racing Administration (maximum \$2,000) totaling \$8,000 maximum). Total of \$8,000 maximum decreased by fess paid by the Fund for each fair. Total number of fairs that conducted a New York Sire Stakes racing program in 2015 was 21.
- B) Prize money of \$24,000 allocated to competing horsemen at each of the 21 participating county and town fairs.
- C) Prize money, listed as Stakes Purses, for upper-echelon races (Sire Stakes and Excelsior events). This money was distributed to the seven pari-mutuel tracks and Goshen. The pari-mutuels are Batavia in Genesee County; Buffalo in Erie County; Monticello in Sullivan County; Saratoga Raceway in Saratoga County; Tioga Downs in Tioga County; Vernon Downs in Oneida County, and Yonkers in Westchester County. Goshen is in Orange County;
- D) Breeders award money was distributed to the states horsemen, according to their listed residence.

### Western New York

County	Fair Purses	Reimbursements	Stakes Purses	Breeders Awards
Allegany				\$135
Cattaraugus				\$191
Chautauqua	\$24,000	\$4,410		
Erie	\$24,000	\$6,000	\$1,091,900	\$1,114
Niagara				\$2,730

### Finger Lakes

County	Fair Purses	Reimbursements	Stakes Purses	Breeders Awards
Genesee	\$24,000	\$4,500	\$1,192,800	\$1,357
Livingston**	\$24,000	\$5,412		\$68
Monroe				\$1,620
Ontario				\$1,728
Orleans				
Seneca				\$109
Wayne	\$24,000*	\$5,700		
Wyoming				
Yates				\$16,662

\* Wayne, Palmyra received \$500 in grant money for the RUS program.

\*\* Livingston, Hemlock received \$550 in grant money for the RUS program.

# Dispersal of Fund Money 2015

## Southern Tier

County	Fair Purses	Reimbursements	Stakes Purses	Breeders Awards
Broome				\$6,832
Chemung	\$24,000	\$0		
Chenango				
Afton	\$24,000	\$4,600		
Norwich	\$24,000	\$0		
Delaware				
Schuyler				
Steuben**	\$24,000	\$5,250		\$11,466
Tioga			\$1,324,800	\$955
Nichols	\$24,000	\$0		
Tompkins				
Trumansburg***	\$24,000	\$0		

\*The Zweig Memorial Fund at Cornell University in Ithaca received grant money of \$ 296,064.48 in 2015.

\*\* Steuben, Bath received \$700 in grant money for the RUS program.

\*\*\* Tompkins, Trumansburg received \$1,000 in grant money for the RUS program.

## Central New York

County	Fair Purses	Reimbursements	Stakes Purses	Breeders Awards
Cayuga				\$2,874
Cortland				
Madison*				\$67,657
Onondaga				\$18,331
Oswego**	\$24,000	\$0		\$886

\*The 4-H Foundation received grant money of \$ 40,000 in 2015.

\* Oswego, Sandy Creek received \$500 in grant money for the RUS program.

## Mohawk Valley

County	Fair Purses	Reimbursements	Stakes Purses	Breeders Awards
Fulton				\$8,398
Herkimer				
Montgomery				
Oneida			\$1,724,000	\$10,417
Boonville	\$24,000	\$0		
Otsego*	\$24,000	\$6,429		
Schoharie	\$24,000	\$6,300		

\* Otsego, Morris received \$1,000 in grant money for the RUS program.

## Central New York

County	Fair Purses	Reimbursements	Stakes Purses	Breeders Awards
Clinton	\$24,000	\$5,650		\$193
Essex	\$24,000	\$0		
Franklin	\$24,000	\$6,050		\$7,904



# Dispersal of Fund Money 2015

Hamilton				\$49
Jefferson				
Lewis	\$24,000		\$4,750	
St. Lawrence	\$24,000		\$6,450	\$17

## Capital Region

County	Fair Purses	Reimbursements	Stakes Purses	Breeders Awards
Albany				\$5,560
Schenectady				
Columbia				\$145
Greene				
Saratoga			\$1,691,600	\$12,825
Rensselaer				\$214
Warren				
Washington				\$6,645

## Mid-Hudson

County	Fair Purses	Reimbursements	Stakes Purses	Breeders Awards
Dutchess				\$522
Orange				\$158,626
Goshen Fair	\$24,000	\$6,500		
Goshen			\$178,200	
Putnam				
Rockland				
Sullivan	\$80,000	\$0	\$1,207,400	\$508
Ulster				\$29,502
Westchester			\$4,774,900	\$24,348

\*The Harness Racing Museum in Goshen received a \$40,000 grant from the Fund in 2015.

\*The Historic Track in Goshen received a \$40,000 grant from the Fund in 2015.

\* Otsego, Monticello received \$750 in grant money for the RUS program.

Note: Sullivan county received \$80,000 for county fair finals held at Monticello Raceway.

## New York City & Long Island

County	Fair Purses	Reimbursements	Stakes Purses	Breeders Awards
Bronx				
Kings				
Nassau				\$6,534
Queens				\$1,003
Suffolk				\$38,059
New York				\$91,733
Richmond				\$184
Non Resident				\$411,899
<b>Totals</b>	<b>\$584,000</b>	<b>\$78,000</b>	<b>\$13,185,600</b>	<b>\$950,000</b>

\*Not all W9 forms have been collected from breeder award recipients as of the date of this report.

\*\* Non-resident Breeders Awards totaled \$411,899 or 43% of the total.

Currently 7 Fairs have not yet submitted paperwork for repairs/admin reimbursement.

# Statement of Cash Flows

	Year Ended* Dec 31, 2015	Year Ended Dec 31, 2014
<b>CASH FLOWS FROM OPERATING ACTIVITIES</b>		
Cash received from handle, breakage, VLTs & other Fees	\$16,420,500	\$16,419,080
Cash received from interest on cash & cash equivalents	\$29,190	\$13,826
Cash received from other income	\$0	\$92,748
Cash payments for racetrack purses	\$(12,513,671)	\$(13,224,000)
Cash payments for state, county, & town fair purses	\$(1,298,729)	\$(1,007,750)
Cash payments for breeders awards	\$(950,000)	\$(716,485)
Cash payments for general & administrative expenses	\$(693,000)	\$(841,089)
Cash payments for Zweig Memorial Fund	\$(305,146)	\$(299,705)
Cash payments for county fair repairs	\$(96,350)	\$(76,948)
Cash payments for grants	\$(96,948)	\$(70,400)
Cash payments for 4-H standardbred development	\$(40,000)	\$(76,835)
<b>NET CASH PROVIDED BY OPERATING ACTIVITIES</b>	<b>\$455,846</b>	<b>\$212,442</b>
<b>CASH &amp; CASH EQUIVALENTS AT BEGINNING OF YEAR</b>	<b>\$7,036,063</b>	<b>\$7,246,027</b>
<b>RECONCILIATION OF CHANGES IN NET ASSETS TO NET CASH PROVIDED BY OPERATING ACTIVITIES</b>		
Changes in net assets:		
Adjustments to reconcile changes in net assets	\$455,846	\$212,442
Changes in handle, breakage, & VLT receivable	\$317,093	\$(520,752)
Changes in other accrued liabilities	\$31,184	\$25,367
GASB 68 OPEB obligation	\$8,754	
Changes in Net OPEB obligation	\$40,000	\$72,979
Changes in accrued interest receivable	\$0	\$0
<b>NET CASH INCREASE FOR PERIOD</b>	<b>\$852,877</b>	<b>\$(209,964)</b>
<b>CASH &amp; CASH EQUIVALENTS AT END OF YEAR</b>	<b>\$7,888,940</b>	<b>\$7,036,063</b>

\* PRELIMINARY 2015



## Statement of Net Assets

ASSETS	Year Ended* Dec 31,2015	Year Ended Dec 31,2014
<b>CURRENT ASSETS</b>		
Cash and cash equivalents	\$7,888,940	\$7,036,064
Handle, breakage, and VLT receivable	\$1,850,000	\$2,167,093
Accrued interest receivable	\$0	\$0
	<b>\$9,738,940</b>	<b>\$9,203,157</b>
<b>CURRENT LIABILITIES</b>		
State, county & town fair obligations payable	\$42,000	\$30,498
Other accrued liabilities	\$283,750	\$264,068
Deferred revenue	\$0	\$0
	<b>\$325,750</b>	<b>\$294,566</b>
<b>TOTAL CURRENT LIABILITIES</b>	<b>\$325,750</b>	<b>\$294,566</b>
GASB 68 Obligation	\$8,754	
Net OPEB Obligation	\$452,909	\$412,909
	<b>\$787,413</b>	<b>\$707,475</b>
<b>TOTAL LIABILITIES</b>	<b>\$787,413</b>	<b>\$707,475</b>
<b>NET ASSETS</b>		
Restricted for purses	\$3,600,000	\$4,200,369
Restricted for other purposes	\$3,904,427	\$3,670,727
Unrestricted	\$1,447,100	\$624,586
	<b>\$8,951,527</b>	<b>\$8,495,682</b>
<b>TOTAL NET ASSETS</b>	<b>\$8,951,527</b>	<b>\$8,495,682</b>
<b>TOTAL LIABILITIES AND NET ASSETS</b>	<b>\$9,738,940</b>	<b>\$9,203,157</b>

\* PRELIMINARY 2015

# Statement of Revenue, Expenses & Changes in Assets

<b>OPERATING REVENUES</b>	<b>Year Ended* Dec 31,2015</b>	<b>Year Ended Dec 31,2014</b>
Handle and breakage	\$2,604,632	\$2,945,154
Video lottery revenue	\$12,404,218	\$12,065,546
Nomination & sustaining fees	\$1,411,650	\$1,408,380
Interest income	\$29,190	\$13,826
<b>TOTAL OPERATING REVENUES</b>	<b>\$16,449,690</b>	<b>\$16,432,906</b>
 <b>EXPENSES</b>		
Racetrack purses	\$12,513,671	\$13,224,000
State, County Fair Purses/ repairs	\$1,395,079	\$1,084,698
4-H standardbred Dev Grants/Grants	\$136,948	\$147,235
Zweig Memorial Fund	\$305,146	\$299,705
General and administrative	\$693,000	\$841,089
Breeders awards	\$950,000	\$716,485
<b>TOTAL OPERATING EXPENSES</b>	<b>\$15,993,844</b>	<b>\$16,313,212</b>
<b>OPERATING INCOME</b>	<b>\$455,846</b>	<b>\$119,694</b>
<b>OTHER INCOME</b>	<b>\$0</b>	<b>\$92,748</b>
<b>CHANGES IN NET ASSETS</b>	<b>\$455,846</b>	<b>\$212,442</b>
Net assets at beginning of year	\$8,495,682	\$8,283,240
<b>NET ASSETS AT END OF YEAR</b>	<b>\$8,951,528</b>	<b>\$8,495,682</b>

\* PRELIMINARY 2015



## Agriculture & New York State Horse Breeding Development Fund 2015 Purses Paid

<b>Racetrack</b>	Sire Stakes 2 Year Olds	Sire Stakes 3 Year Olds	Excelsior 2 Year Olds	Excelsior 3 Year Olds	Finals	Total
Batavia Downs	\$480,000	\$420,000	\$158,100	\$134,700		\$1,192,800
Buffalo Raceway	\$380,000	\$420,000	\$153,900	\$138,000		\$1,091,900
Monticello Raceway (1)	\$380,000	\$420,000	\$171,000	\$236,400	\$80,000	\$1,287,400
Saratoga Raceway (4)	\$522,500	\$577,500	\$189,900	\$221,700	\$180,000	\$1,691,600
Tioga Downs (2)	\$380,000	\$420,000	\$208,800	\$216,000		\$1,224,800
Vernon Downs (3)	\$380,000	\$620,000	\$190,500	\$253,500	\$180,000	\$1,624,000
Yonkers Raceway (5)	\$1,045,000	\$1,155,000	\$387,300	\$387,600	\$1,800,000	\$4,774,900
<b>Track Subtotal</b>	<b>\$3,567,500</b>	<b>\$4,032,500</b>	<b>\$1,459,500</b>	<b>\$1,587,900</b>	<b>\$2,240,000</b>	<b>\$12,887,400</b>
<b>Other</b>						
Empire Breeders Classic		\$200,000				\$200,000
State Fair at Goshen				\$178,200		\$178,200
County Fair	\$226,800	\$277,200				\$504,000
<b>Other Subtotal</b>	<b>\$226,800</b>	<b>\$477,200</b>		<b>\$178,200</b>		<b>\$882,200</b>
<b>Grand Total</b>	<b>\$3,794,300</b>	<b>\$4,509,700</b>	<b>\$1,459,500</b>	<b>\$1,766,100</b>	<b>\$2,240,000</b>	<b>\$13,769,600</b>

(1) Includes County Fair finals (\$80,000).

(2) Includes State Fair races (\$400,000).

(3) Includes Excelsior Finals (\$180,000) and State Fair races (\$400,000).

(4) Includes Excelsior Finals (\$180,000).

(5) Includes NYSS Finals (\$1,800,000).



## Economic Impact



Soon after New York State enacted its video lottery terminal (VLT) program in 2001, New York’s harness horsemen predicted at a legislative hearing that increased racing purses and new breeding program awards would **“trigger a renaissance for the horse racing industry in New York State”**, according to the NY Standardbred Industry Alliance’s Economic Study of 2013.

Fast forward more than a decade later and these positive harness industry predictions – higher purses, expanded agriculture, thriving breeding farms, and thousands of racing related jobs across New York State – have come true. Not only have VLTs generated hundreds of millions of dollars in funding for education across the state, but New York’s harness industry has been reestablished as a national leader and the promise of a New York racing renaissance has become a reality. As evidenced by the table below, total Standardbred Economic Impact has increased 190% to \$795 million annually and the harness industry alone has seen an increase in jobs of over 190% as a result of the thoughtful, racing based VLT initiative enacted by the New York State Legislature.

ECONOMIC IMPACT	2001	2013	% CHANGE
Direct Impact	\$117,100,000	\$336,400,000	+ 188%
Indirect Impact	\$156,700,000	\$458,400,000	+ 193%
Total Impact	\$273,800,000	\$794,800,000	+ 190%
JOBS IMPACT	2001	2013	% CHANGE
Direct Jobs	690	1,970	+ 186%
Indirect Jobs	1,560	4,570	+ 193%
Total Jobs	2,250	6,540	+ 191%

### ECONOMIC INDICATORS DEMONSTRATE MAJOR INVESTMENTS AND GROWTH

Increased purses and breeding awards have attracted significant new investment into New York’s breeding and agriculture sectors, resulting in new farms and training facilities in regions across the state and generating record prices for New York Standardbred horses at auction.



# Economic Impact

## Positive economic indicators include:

- Harness racing purses - the most important economic drivers, grew 230% from 2001 to 2013.
- Capital expenditures in the decade after VLTs were approved increased over 519% to \$20.9 million per year across New York.
- Total Standardbred industry jobs increased over 204% over the same period to nearly 7,000 jobs.

## New York Standardbred Horse Sale Growth

- The sale of New York-bred Standardbred horses is a great leading indicator of the level of interest in New York racing.
- There were four (4) key regional auctions for Standardbred yearlings, including Harrisburg, Lexington, and Morrisville and Goshen.
- Sales of New York-bred yearlings are up approximately 370%, comprising a 155% increase in count combined with a 88% gain in the average price from 2001 to 2015.

## SUMMARY – Yearling Sales (4 auctions)

	2001	2015	Change	% Change
Yearlings Sold	234	596	362	155%
Total Sales	\$3,900,000	\$18,460,000	\$14,560,000	373%
Average Price	\$16,500	\$30,973	\$14,473	88%

## Economic Impact is Generated by the Purses and Breeders Awards

Purses and breeders awards flow into the industry, setting off a chain reaction as these funds flow from the owners of racehorses to breeders and trainers (including training centers). All these participants in turn expend money in the community during the ordinary course of business on day-to-day expenses and major purchases, thus generating economic impact

As harness horse racing in New York continues on a positive upward direction it has been found that in-state horsemen have increased their inventory of racehorses and out-of-state horsemen have expanded racing operations into New York. In addition, new participants (a younger generation) have begun to enter the industry and former (possibly discouraged) participants have also re-entered the market. This will, in time, increase the need for more live race days, which will generate economic impact in all sectors of the racing industry as well. This conclusion is based on historical evidence from the period in the mid-2000s when purse levels increased substantially followed by significant growth.

## Purses For State-Restricted Races

STATE	2014 PURSES	2015 PURSES	2016 ESTIMATE
Delaware	\$3.6 million	\$3.6 million	\$3.6 million
Florida	\$870,171	\$968,377	\$968,000
Illinois	\$1,493,900	Not Available	Not Available
Indiana	\$5,284,335	\$8,196,000	\$8.1 million
Kentucky	\$1,640,000	\$1.6 million	\$1.6 million
Maine	Not Available	Not Available	Not Available
Maryland	\$1.8 million	\$1,683,285	\$1.8 million
Michigan	\$1,029,992	\$910,985	Not Available
New Jersey	\$2,717,500	\$2,392,900	\$2.4 million
New York	\$15,349,793	\$13.7 million	\$14 million
Ohio	\$4,720,000	\$5.8 million	\$7.5 million
Ontario	\$15,830,000	\$15,962,000	\$14 million
Pennsylvania	\$16 million	\$16 million	\$16 million

*Note: Purses for Pennsylvania include Sire Stakes, Stallion Series and Fair Stakes; New York Purses include Sire Stakes, Excelsior Series and County Fairs; New Jersey purses include N.J. Classic and Miss New Jersey; Maryland purses include Sire Stakes and Maryland Standardbred Race Fund. Purse totals do not include overnight races.*

## Mares Bred in North America in 2015

Alberta .....	323	New Jersey .....	258
British Columbia .....	9	New York .....	1,328
California .....	13	Newfoundland .....	1
Delaware .....	280	North Carolina .....	3
Florida .....	48	North Dakota .....	5
Illinois .....	510	Nova Scotia .....	12
Indiana .....	1,720	Ohio .....	2,373
Iowa .....	203	Ontario .....	2,066
Kentucky .....	15	Pennsylvania .....	1,932
Maine .....	111	Prince Edward Island .....	318
Manitoba .....	59	Quebec .....	87
Maryland .....	224	Saskatchewan .....	2
Michigan .....	68	Texas .....	7
Minnesota .....	128	Virginia .....	11
Mississippi .....	2	Wisconsin .....	4
Missouri .....	31		
New Brunswick .....	3	<b>TOTAL .....</b>	<b>12,154</b>



# New York State 4-H Horse Program

The support from the NYS Horse Breeding Development Fund is a critical component supporting the overall goals of the NYS 4-H Horse Program. According to the New York State 4-H office there were over 3,095 4-H youth enrolled in equine programming in 2015. In 2015, there were nine Standardbred Day Clinics held throughout New York State reaching 1,165 participants including youth and adults. In 2015, there were three Train the Trainer Clinics held throughout New York State reaching 70 participants including youth and adults. These clinics covered:

- Equine Science
- Classroom and Hands-On Learning
- Nutrition
- Anatomy
- Physiology
- Reproduction
- Equine Careers
- Standardbred Racing
- Conditioning and Training
- Harness and Equipment
- Equine Massage Therapy
- Western Dressage
- Driving



## Eastern National 4-H Horse Round — Held annually in Louisville, KY in November.

In 2015, there were a total of 310 contestants from 26 states across the United States. New York had a great showing this year with all of our teams placing in the top 10! In 2016, we hope to increase enrollment and your support would help us improve the New York State 4-H Horse Program.

## Standardbred Day Clinic Awesome Equine 101

*Submitted by Alycia Schick, 4-H Community Educator  
Cornell Cooperative Extension of Madison County*

AWESOME Equine 101 4-H camp was a collaborative effort of CCE Herkimer County, CCE of Madison County and Morrisville State College. The goal of AWESOME Equine 101 is to educate and inform youth about equine science. The camp focused on Standardbred education with hands-on sessions that allowed them to learn about nutrition, anatomy, physiology and reproduction via working in the

lab and working with the animals. The benefits of this program include: the exposure of youth to science and careers associated with equine. This camp spiked their interest in Standardbred education and encouraged them to strive for the college degree that best follows their interests. This program is held in the central part of the state which allowed youth from the entire state to have access to this opportunity. We also have had the added bonus of having a college that specializes in equine science and employs many professionals in the area that are willing to educate our youth.

## Standardbred Education in St. Lawrence County

*Submitted by Fiona Laramay, STEM and Nutrition Educator  
Cornell Cooperative Extension of St. Lawrence County*

St. Lawrence County had two successful workshops that focused on Standardbred education. In total we reached 78 people, 44 of which were youth. This is a significant increase from our 2014 event and, should this grant opportunity continue, I would like to see it double next year.



On September 26 we toured a harness racing track. At both events emphasis was placed on acknowledging and promoting the Agriculture and NYS Horse Breeding Development Fund. The majority of individuals reached were unaware of the Fund. We would like to plan an additional, larger clinic to take place in the spring.



# New York State 4-H Horse Program

## Erie County 4-H Standardbred Day 2015

*Submitted by Tammi Kron, 4-H Livestock Extension Educator  
Cornell Cooperative Extension of Erie County*

The 2015 Erie County 4-H Standardbred Day was held June 20, 2015 and began at a horse breeder farm in North Collins owned by Bob and Reggs Seufert and included an overview of the insemination process, length of pregnancy, diet and how long foals are kept with the mares. In the afternoon, the youths were given a tour of the Buffalo Raceway, where they met with trainers and sponsored a race. After the race they were thrilled to be able to present the winner (CD Moolah, driver Drew Monti) with a cooler and have a group photo taken.



Todd brought one horse and all equipment used for Trottingbred Pony Racing. Approximately 575 children and 30 adults had one full school day devoted totally to agriculture, including harness racing.



*Drivers signing autographs and spending time with youth answering questions. Driver/trainer/owner Kim Lapage asked the 4H youth to redesign a new set of racing colors for her stable.*

## Meet the Racehorses

*Submitted by Patricia Banker, 4H Program Educator  
Cornell Cooperative Extension of Franklin County*

On May 30 & 31, 2015, CCE of Franklin County 4-H Horse Program held what has become a very well received annual event known as "Meet the Racehorses" program during the annual 4H Horse Camp. Youth from Franklin, Clinton, Essex Counties, Akwesasne, and Canada participated. The total estimated participants including the public, parents and siblings of 4H campers, was just shy of 200.

*Topics included:*

**Breeding, Raising and Training the Standardbred "How do I get involved?"** Instructor: Karen Smith and members of the Smith Racing Stable family.



**The History of the Standardbred & Equipment:** Instructor: Ashley Brown, Franklin County 4-H member and "lifetime" Standardbred trainer and farm hand did a 20-30 minute presentation on the history of the Standardbred, harnessing, driving and equipment.



## 2015 Ag-Stravaganza

*Submitted by Heather Birdsall, Senior Extension  
Resource Educator – Agriculture  
Cornell Cooperative Extension of Cortland County*

On June 3rd and 4th, 2015, Cornell Cooperative Extension of Cortland County organized 2 days of field trips for 4th graders to increase awareness and help educate the students about the types of agriculture that exist in Cortland County. Twenty-five 4th grade classes attended fourteen stations and each station represented a different emphasis on agriculture.

At the 2015 Ag-Stravaganza in Cortland County, we were fortunate to have a member of the American Harness Driving Club (AHDC) serve as a presenter for one of the stations. Mr.



# New York State 4-H Horse Program

**Franklin County 4H Training Races:** Two races of 2 & 3 yr. old trotters were held with drivers, owners and trainers announcing the races, introducing the drivers, explaining equipment used, and answering many questions. 4H youth were chosen to present the winning coolers after each race.

**Equine Hoof Care:** Instructor: Rick Banker, AFA, CF, CJF. BWF MF. Shoeing the equine athlete, hoof care and ailments.  
**Is My Horse Fit? T/P/R:** Dr. Dorothee Gilmore, DVM, hands on health check, conditioning tips, and lameness checks.

**The Insides-Out:** Michaela Quinn, Morrisville Equine program graduate, worked with youth to draw the skeleton and some major organs on a live horse.

## **Harness Track Tour & Nutrition Clinic**

*Submitted by Michelle Smith, 4H Resource Educator  
Cornell Cooperative Extension of Oneida County*

The 4-H program of Cornell Cooperative Extension of Oneida County organized a Harness Track Tour at Vernon Downs in Vernon, NY along with a nutrition clinic.

The clinic included the following: Date: July 13, 2015

- Greeting, history of Vernon Downs, current status of Vernon Downs and racing industry in New York State
- Tour of Vernon Downs & Stables, visit with driver(s) to discuss careers in the racing industry, training techniques for race horses, specialized care required by race horses
- Lunch at Vernon Downs
- Tour of local mill with horse nutritionist to discuss feed requirements of race horses vs. riding horses, different types of grains and forages and the positives and negatives associated with each
- Dinner & Racing at Vernon Downs – to include special 4-H race & award presentation

Grant funds were used to purchase the award for the 4-H race presentation, cover meal expenses and to provide 4-H appreciation gifts to tour sites and presenters. Youth gained an in depth understanding of the Standardbred racing industry, and the skills that are required to be successful.



## **Cayuga County 4-H Standardbred Day Clinic**

*Submitted by Dorothy Slegle, 4-H Educator  
Cornell Cooperative Extension of Cayuga County*

The Cayuga County 4-H program received funding from The New York State Horse Breeding Development Fund to provide a clinic on Standardbred and Harness Racing Education. "Repurposing Your Standardbred Horse" was the special feature program presented by Cyndi Clark and her daughter, Hillary, who've successfully adopted a retired Standardbred horse (Rio) from Sunshine Horses rescue program. 28 youth and 19 adults attended the Fall Standardbred Horse Clinic.

Part two of the Standardbred Program was held at Sunshine Horses Rescue Facility in Central Square. Members of the Cayuga and Onondaga County 4-H programs participated in the day clinic/tour where they were further exposed to the Standardbred breed. Six youth and six adult participants were given a tour of the facility as well as a hands-on harness racing demonstration using one of the facility's rescue horses. Something unique to report is that (2) participating 4-H families (one from Cayuga and one from Onondaga) have been among those who've successfully adopted a horse from Sunshine Horses.



# New York State 4-H Horse Program

## Orange County 4-H Standardbred Day Clinic

*Submitted by Jerome Christie, 4-H Issue Leader  
Cornell Cooperative Extension of Orange County*

Horse Fun Day is an opportunity for 4-H youth to promote and educate the general public about the Standardbred horse and their own knowledge and love for horses.

## Celebrate Standardbreds

*Submitted by Linda Gilliland, 4-H Resource Educator  
Cornell Cooperative Extension of Essex County*

On October 17, 2015 – Thirty 4-H members arrived at the Essex County Fairgrounds to attend our Celebrate Standardbreds program. We enjoyed a tour of the Racing barn located on the fair ground. In the retraining a retired Standardbred segment, we had a presentation from Nicky Frechette a natural horse trainer who joined us to talk about her new passion, Western Dressage. She believed that Standardbred would excel at this event because of their calm demeanor and natural intelligence. 4-H'ers also took part in a Healthy Horse segment. Ruth Rushby, a microbiologist and horse owner, presented the importance of fecal exams and the parasite eggs that may show up in one. While we enjoyed lunch, we watched the video Every Ride, Every Time. This video is shown every year at the beginning of the 4H year to stress the importance of helmet safety.

After lunch, we met our next presenter Dr. Emma who showed us how a chiropractic adjustment may help our horses feel better. Our next assignment was to learn how to take vital signs. Ms. Chauntel Gilliland was our instructor for this unit. Through the generosity of the Agriculture and NYS Horse Breeding fund Development Fund, the Essex County 4-H program was able to purchase a microscope and 100 prepared slides for youth and clubs to check out to better understand and explore the world of science at their fingertips. In addition to the microscope, each youth was able to receive their own vital signs kit that contained a stethoscope, digital thermometer, and a height/weight tape to add to their horse's first aid kit. Out of the 30 who attended, we had 2 seasonal residents from CT, and 4 Clinton Co. 4-H members attend.



## Standardbred Clinic at the 2015 Clinton/Essex County 4-H Horse Camp

*Submitted by Chelsea Lynn Baxter, 4-H Community Educator  
Cornell Cooperative Extension of Clinton County*

The Clinton and Essex County 4-H Horse Programs hosted their annual 4-H Horse Camp at Clinton County Fairgrounds in Plattsburgh on May 15th – 17th, 2015. This year we had the opportunity to expand our 4-H Horse Camp non-riding activities to include a class that is unique and specific to the Standardbred Horse and riders. The Clinton County Fairgrounds has a Standardbred race track that is used on a seasonal basis. At 4-H Horse Camp time, the Standardbreds are beginning their conditioning and training. 4-Hers are often curious about the harnesses and equipment, the how's and why's of driving, racing and handling of the horses.

Our program this year included the following Standardbred Workshop: Equine Massage Therapy; Not Only for the Horse but the Benefits of Massage Therapy for Standardbred Racers As Well – Instructor; Heidi Fortsch discussed the rejuvenating

benefits of proper massage therapy on both humans and equines alike. This is a special opportunity for expanding the Standardbred knowledge of 4-Hers and their parents since the Standardbred race industry is such a big part of the horse communities in both counties.





## 2015 HHYF Summary of New York Sire Stakes sponsored events

The 2015 Leadership Program conducted by the Harness Horse Youth Foundation renewed friendships, stimulated thinking, and, of course, was lots of fun! The program was funded with a grant of \$6,748 provided by the Agriculture and New York State Horse Breeding Development Fund.

Held at Goshen Historic Track with hotel accommodations at the local Comfort Inn, the 5-day program was full of hands-on activities as the participants cared for and jogged the members of the HHYF stable daily. Assistants for jogging included Brian Connor, Shane Darish, Ryan Macedonio, and Chris Tully.

In addition, at the request from previous years' participants, a slew of guest speakers were invited. Jennifer Connor enthusiastically explained RUS, Alison Conte introduced Harness Racing Fan Zone and social media efforts, Ryan Macedonio shared information on FantasyTrot, Chris Tully spoke on sale procedures and the pedigree development process and Bob Heyden added statistical perspectives.

A part of the week was dedicated to community service with the Harness Racing Museum where students catalogued recent donations under the supervision of Rebecca Howard.

Ray Schnittker and Jordan Stratton provided input with the difficult concept of rating miles.

Dr. Janet Durso demonstrated throat evaluation with the endoscope.



Field trips included Mark Ford Training Center where students toured the facility and its amenities and Cameo Hills where the participants visited the broodmares and yearlings and rode on a hay wagon.

HHYF also conducted a 5-day introductory camp at Vernon Downs with 9 enthusiastic participants and hosted an Oneida County 4-H day with more than 55 registrations. The 5-day campers were treated to a field trip to Morrisville College thanks to their willingness to provide transportation to the facility.

***HHYF continues to increase awareness of harness racing – one jog cart experience at a time – in hopes of attracting new young fans and their families to the industry.***

With a sneak peek to upcoming activities, in cooperation with Goshen Historic Track and Harness Racing Museum, HHYF is planning our 40th anniversary celebration for Sunday, June 5, 2016. This is in addition to the regular camp schedule in the Empire State!





## NYSS Proud Sponsor of Racing Under Saddle Fair Series



Andrea Pratt gets My Friend Charlie to the finish line first in the final — Photo: Geri Schwarz

***Congrats to the RUS New York 2015 Fair Series Champion, My Friend Charlie, ridden by Andrea Pratt, and to the High Point Rider Award Winner, Michelle Miller with her horse Winner's Star K!***

RUS is a great way to showcase the versatility of the Standardbred. It gives fans something different to spark their interest and it also helps to get the horse ready for a possible career after racing.

The fair series is tailored just for that purpose. Although participants can use horses from age 3 and older, the goal is to allow horses that are not as competitive or no longer fitting harness classes at pari-mutual tracks a chance to race and perform. Currently, the fairs are the only venues where horses older than 14 can race under saddle.

The RUS NY Fair Series Final was a non-wagering event held on Sept. 2. It marked the second year of the series, which included nine races at seven fairs across the state. Horses earned points during the series to determine final entries.

All participants received \$650 for earning their way into the championship race. Monticello Raceway contributed \$2,500 toward the final and the rest of the funds came from the series' flagship sponsor the New York Sire Stakes. The NYSS generously provided a grant of \$5,000 as initial purse money.





## Scholarship Race Tioga

*Tioga Downs hosted their annual Scholarship Race on June 7th, made possible by the generosity of the Agriculture and New York State Horse Breeding Development Fund, the Southern Tier Harness Horsemen's Association and Tioga Downs. Five local high school seniors joined local horsemen in double-seated jog carts for the 5/8 mile exhibition event. Adam Layman of Tioga Central High School (teamed with Dan Clements) won the race with Diamond Princess, sweeping three-wide in the final yards to prevail in 1:15.*



*His victory earned him \$3200 toward his studies of Engineering Science at SUNY Broome. In all, the five participating students shared \$9700 in scholarship funds.*

*Adam Layman (#4, extreme left, joined by Dan Clements) sweeps to the lead with Diamond Princess in the 2015 Tioga Downs Scholarship Race.*



Photos by Fred J Brown 2015



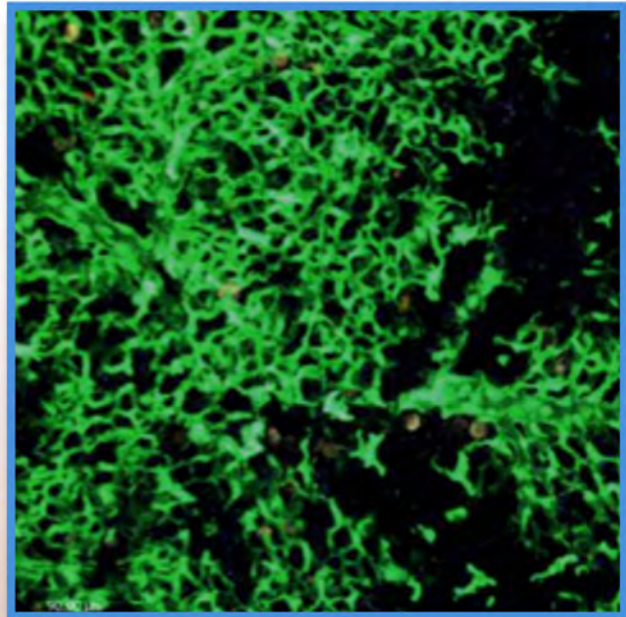
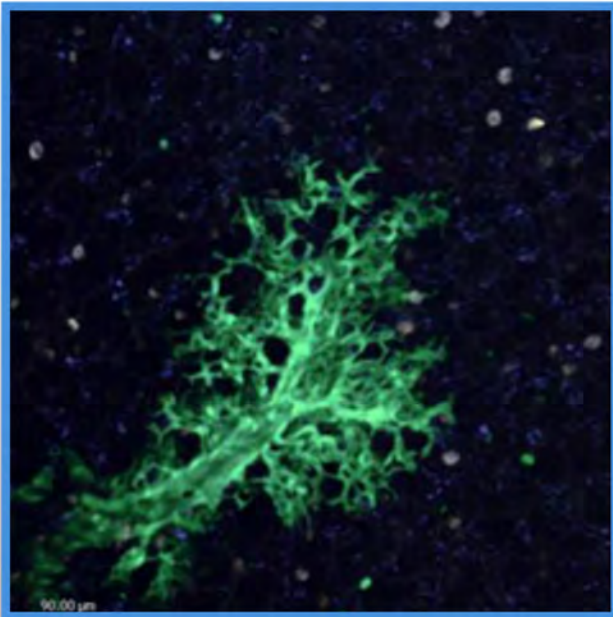
## Equine Health Seminar

The Harness Horse Breeders of New York State working on behalf of the Agriculture and New York State Horse Breeding Development Fund hosted a complimentary brunch at the Harrisburg Yearling sale on Sunday November 1, 2015 which included a 45 minute presentation by Equi-Stem LLC on stem cell regenerative medicine. This is a new, cutting edge treatment for racing injuries.

Equi-Stem is a stem cell collection, research and processing laboratory that focuses on Equine cell therapy and regenerative medicine. They currently exploit the unique Mesenchymal stem cells (MSC) population found in umbilical cord tissue often referred to as Wharton's Jelly. This population of stem cells will be the basis of affordable regenerative medicine for horses in the future.

Mesenchymal stem cells are adult stem cells that can differentiate to form different cell types such as adipocytes, cartilage, bone, tendons, muscle, and skin. These cells are used to promote healing of a horse's damaged tissue by enabling the regeneration of tissue cells to the injured area bringing the tissue back to normal function rather than repairing the injury by forming scar tissue. These cells can be used to treat some of the most common early career-ending equine injuries involving nerve, muscle, ligament, cartilage, bone, and tendons.

These cells are collected at birth from a horse's umbilical cord and then processed and preserved by cryogenic storage. These cells can then be banked indefinitely for future use in the case of injury or disease to a horse.



***New lung cells are continuously created to replace the damaged ones: Lung tissue six weeks after stem cell transplantation (left) and 16 weeks after transplantation (right). Cells that originated in the transplanted stem cells are green, as opposed to the uncolored host lung cells.***

***Photon-2 microscope image***





### WORKOUT WONDER



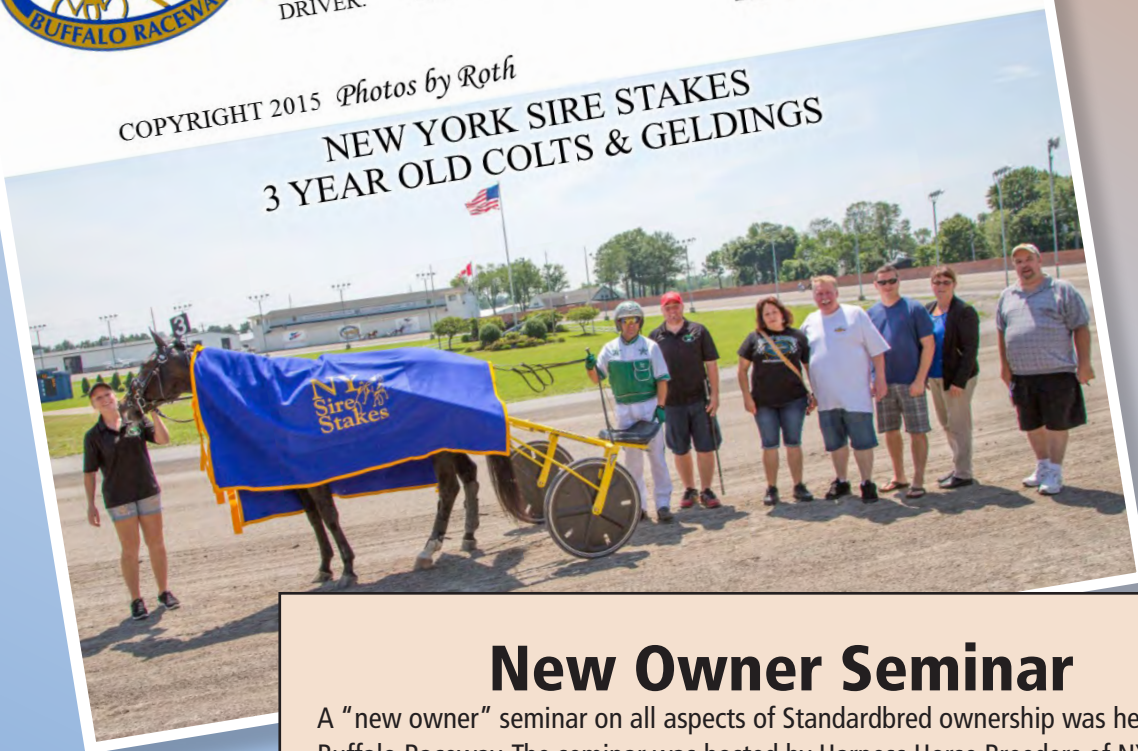
OWNER: ALL LAID OUT STABLE INC  
TRAINER: AKE SVANSTEDT  
DRIVER: CHRIS DUBE

2ND: ROYAL DECEPTOR  
3RD: MAESTRO BLUE CHIP

1 MILE TROT TIME: 1:58.3  
PURSE AMOUNT: \$59,100  
DATE: JULY 19, 2015

COPYRIGHT 2015 Photos by Roth

### NEW YORK SIRE STAKES 3 YEAR OLD COLTS & GELDINGS



## New Owner Seminar

A "new owner" seminar on all aspects of Standardbred ownership was held at Buffalo Raceway. The seminar was hosted by Harness Horse Breeders of NYS on behalf of the Agriculture and New York State Horse Breeding Development Fund. The program covered; how to select a trainer, choosing young horses or claimers, actual costs, risks and rewards. The attendees had the opportunity to tour the facility and talk to trainers and current owners in the industry. Information packets that included the classroom discussion material were given to each person for future reference. The seminar continued with lunch and an afternoon at the races with Harness Horse Breeder's staff member explaining the racing procedures on the track and in the paddock. The event was completed with a trip to the winners circle, a blanket presentation and a win photo for everyone.



# Goshen Harness Racing Museum Grant Funding

*The support of the Agriculture & New York State Breeding Development Fund is critical to the Harness Racing Museum's efforts to educate the public about harness racing and its history, the availability and excitement of participation of the sport, as well as to act as a center for equine enthusiasts to find resources and education about the horse. The funding provides the means for affordable programming, adequate personnel support and marketing as well as help with postage, educational craft supplies, and other department expenses.*

Established in 1951 the Harness Racing Museum & Hall of Fame is dedicated to the preservation and celebration of the American-born sport of harness racing and the Standardbred horse, both with deep roots in New York State. First opened in a 1913 Tudor-style horse stable, the Museum has grown into a 38,000 square foot fully handicapped accessible venue hosting 17,000 visitors annually and caring for a complex collection of more than 70,000 items, including glass and film negatives, photographs, textiles, fine art, sculpture, horse drawn vehicles, and a library of books, film, and periodicals.



*Scout group photos during the patch program*



The 3-D harness racing simulator puts the visitor in the midst of an exciting race and is a fan favorite. Serving as the Hall of Fame for the sport, the Museum honors each inductee with a unique portrait sculpture and highlights each Hall of Famer's illustrious career with informational interactive displays.

The Education Department of the Harness Racing Museum & Hall of Fame connects with horse-related venues, riding facilities, farm owners, private and public schools, homeschoolers and 4-H and scout leaders to discover the educational opportunities they desire and how those ideas can be combined with opportunities in equine education and the Standardbred experience. Programs include in-depth information on nutrition, digestion, anatomy, registration and freeze branding, equine communication,

lithography, drawing, painting, color theory and equine sculpture, all presented in a unique environment.

Over the past year the Education Department has played a significant role in promoting harness racing and educating the public about the Standardbred horse. We have had success in fostering an appreciation for agriculture in New York State through educational programs, interaction with visitors, providing educational materials for traveling exhibits and attending numerous outreach programs. We look forward to continuing our efforts to encourage interest in the American Standardbred and to emphasize its agricultural importance in the state of its birth. The Harness Racing Museum & Hall of Fame is one of our region's best kept secrets and we are working hard to change that.



*The Museum display at the Cornell 4H Horse Fun Day included a tack presentation, shoe discussion, games and horsey crafts.*



*Youth art program projects*





## Equine Avenue — The 2015 New York State Fair



With less than 2% of the US population growing up on a farm, it has become increasingly important to find ways to connect the public with livestock. County and State Fairs serve a critical role in making these connections and fairgoers commonly seek out opportunities to get close to horses as a beloved farm animal. However, given that fewer and fewer Americans have working knowledge about livestock behavior and handling, the NYS Fair has had to limit the ability of fairgoers to have open access to the horse barns. While reduced access is an action based on concerns for safety of both humans and horses, the desire for fairgoers

to interact with horses has only increased. In response, Equine Avenue was launched at the 2015 NYS Fair as an interactive



outreach venue for fairgoers to safely interact with horses in a welcoming educational setting. However, the event was only possible due to the generous support of industry leaders such as The New York State Sires Stakes program



For 10 days, Equine Avenue welcomed thousands of fairgoers by providing open access to horses and horse professionals with ample opportunities to learn about horses while getting 'up close and personal'. Horse owners enthusiastically volunteered their time to bring horses to the venue, provide daily talks, and answer ongoing questions. Each day, the six stalls in Equine Avenue housed horses representing different breeds as well as different uses; from miniature horses to draft horses, from retired race horses to horses used for therapeutic riding and assisted learning. The days were long, the weather HOT, but the enthusiasm and desire to make a difference remained high for all twelve days.





## Equine Avenue — The 2015 New York State Fair


In addition to the horses, a number of educational exhibits and actives were daily features. A 'kids' corner' provided a place where young and old could learn about what horses ate, the tack used for riding, clothing worn when riding, safety on and around horses, and even 'ride' Brownie and Dexter —our model horses that offered an opportunity to see what it felt like to sit on top of a horse.

The 'Saddle Up, NY' area had large posters documenting the economic impact of horses in NY while a spinning wheel gave fairgoers the opportunity to answer questions about horse care, horse behavior, horse use, and the value of horses to the NYS economy as well as green space protection.

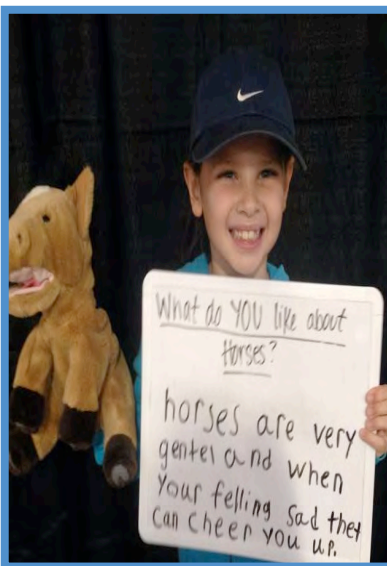

Rounding out the exhibit were spaces to learn about educational opportunities for collegiate study in Equine along with career paths for horse enthusiasts.

All of these exhibits complemented the daily talks about horses and the horse industry along with talks focused on equine care, handling, use, and behavior.

While Equine Avenue was primarily focused as a venue for the fairgoer, a secondary focus was to roll out the 'Saddle Up, NY' program as a part of the NYS Department of Agriculture and Markets Pride of NY Campaign. Horse show exhibitors during the NYS Fair were able to learn about the program, sign up for information about the program, and enroll their facility in the Pride of NY Program if they had horses that were either bred or foaled in NY or were foaled out of a Mare that was bred in NY.



As part of the Saddle Up, NY launch, twitter and Instagram were used to post pictures of Equine Avenue visitors answering one of two questions: 1) what do you like best about horses; 2) why do horses matter. While all of the various aspects of Equine Avenue were positively received, the photo project was among the most rewarding as it provided an opportunity for the public to voice their views of the horse while reaffirming to the volunteers and organizers the importance of horses to even those that are not able to have daily contact with them. In the end, it is the ability of the public to interact with and learn more about horses that is so essential to our industry; the photo project provided a way to capture why doing so is so important for all.





# Agriculture and New York State Horse Breeding Development Fund proud sponsors:

NY Farm Bureau calendar helps upstate teachers with their lessons by providing information to 3,500 third grade classes, about 12 different agricultural products (including horses) produced in New York State.



Sponsored By:

**NY Sire Stakes**

Agriculture & New York State Horse Breeding Development Fund

nysirestakes.com • 518-388-0178

SUNDAY	MONDAY	TUESDAY	WEDNESDAY	THURSDAY	FRIDAY	SATURDAY
<b>EQUINE</b>		1 There are about 75 million horses in the world.	2 A horse has 205 bones in its body.	3 A baby horse is called a foal.	4 A filly is a female foal.	5 A colt is a male foal.
6 Goshen Historic Track is the birthplace of Standardbred racing.	7 A horse typically sleeps two to three hours a day.	8 Horses are able to sleep either standing up or lying down.	9 About 600 pounds of a horse's 1,000 pound body is actually water.	10 A horse's height is measured in units known as "hands". One hand is equal to 4 inches.	11 A newborn foal can stand up within an hour of birth.	12 
13 Horses' teeth take up more space in their head than their brain.	14 Horses are able to see 340 degrees around themselves while grazing.	15 A horses' hair is called its coat and its mane is the hair that grows at the back of the neck.	16 	17 A Standardbred horse travels at a walk, trot or a pace.	18 A horse reaches 96% of its adult height by the time it is two years old.	19 Horses teeth never stop growing.
20 <b>Words to Learn:</b> Pace Filly Colt	21 A healthy adult horse should have a pulse of 36-40 beats per minute while resting.	22 A farrier is a person who trims and shoes a horse's feet.	23 Horses have a great sense of direction and can find their way back home from long distances.	24 Harness is the word for equipment that people use to drive horses.	25 <b>Happy Holidays!</b>	26 Horses use their ears, eyes and nostrils to express their mood. They also show feelings through facial expressions.
27 	28 It is estimated that a horse's kick can clock in at 75 miles an hour.	29 A Standardbred can cover a mile in about 1 minute and 50 seconds.	30 Stallions are adult male horses used for breeding.	31 Horses have bigger eyes than any other land mammal.	<b>NYFBFOUNDATION.ORG</b>	



## Equine Research



Harry M. Zweig, DVM

**The Harry M. Zweig Memorial Fund for Equine Research** honors the late Dr. Harry Zweig, a distinguished veterinarian, and his numerous contributions to the state's equine industry. In 1979, by amendment to the pari-mutuel racing and wagering law, the New York State legislature created the Harry M. Zweig Memorial Fund for Equine Research to promote equine research at the Cornell University College of Veterinary Medicine. The Harry M. Zweig Committee was established for the purpose of administering the fund and is composed of individuals in specified state agencies and equine industry positions and others who represent equine breeders, owners, trainers, and veterinarians.

The Fund is proud to support the Harry M. Zweig Memorial Fund for Equine Research. This first-rate research helps to provide protection and preventative planning for the equine industry, which in turn helps to ensure a healthy and positive future for the horse racing industry.

By law the Agriculture and NYS Horse Breeding Development Fund Fund contributes two-percent of its yearly revenue to the equine research fund.

***In 2015 the Fund contributed \$296,064 to the equine research fund for a variety of medical research including:***

### Recipients of the 2015 Zweig Fund Equine Research Awards

- Regenerative Approach to Recurrent Laryngeal Neuropathy: **Principal Investigator: Jonathan Cheetham**
- Subtle Meniscal Injury as an Initiating Event in the Development of Subchondral Bone Cysts  
**Principal Investigator: Lisa Fortier**
- Controlled Postponement of Ovulation in Mares  
**Principal Investigator: Robert Gilbert**
- Bacterial pilus as Vaccine Target for Strangles  
**Principal Investigator: Helene Marquis**
- Enhanced Breakdown Screening in Thoroughbred Racehorses through Multimodal Imaging and Serum Biomarker Combinations  
**Principal Investigator: Alan Nixon**
- Harnessing the Immunomodulatory Properties of Interleukin-10 through a Gene Therapy Approach to Prevent Equine Osteoarthritis  
**Principal Investigator: Kyla Ortved**
- Epidemiology/Acute Breakdown Study  
**Principal Investigator: Scott Palmer, NYS Equine Medical Director**
- En Bloc Removal of Intravascular Thrombi via an Extracorporeal Bypass Circuit in Experimentally Induced Jugular Thrombosis in Horses  
**Principal Investigator: Rolfe Radcliffe**
- Platelets are a Trojan Horse that Deliver Equine Herpes Virus to Endothelial Cells  
**Principal Investigator: Tracy Stokol**

# 2015 Breeders' Awards Program

## Performance Based Program

The performance based program provides awards at all levels of the New York Sire Stakes Racing Program. Eligible recipients are those individuals or farms who bred a money-earning horse that raced in the NYSS Program.

In 2015, 331 breeders shared a total of \$475,000 in performance-based Breeders' Awards. Payments to the breeder of each horse are calculated based upon a preset breeders' awards formula that is established by the Development Fund at the end of each purse year. The formula is calculated on NYSS gross purses and allocates breeders' awards in descending amounts based on monies won for finish positions one through five. Due to the nature in which the Development Fund receives its funding, the award amounts available each year depend upon the Fund's actual revenue.

## Residency Based Program

To be eligible for residency bonus awards, breeders must certify that the mare has resided in New York State for 180 continuous days in the year bred. The mare must be bred to a NY registered stallion resulting in a New York-bred foal. A Residency Bonus is awarded to breeders whose resident mares' progeny race in the NYSS as a two- and/or three-year-old and finish in positions one through five. The total residency pool distributed for 2015 was \$475,000.

The breeders awards program will be shifting to an all residency based awards system. The transition will be as follows:

For all foals born in 2014 or earlier, all funds available for breeder's awards will be split into two equal pools of money. One pool of money

will be for performance based awards with no residency requirements and the other will be for performance based awards with residency requirements. Resident horses will be eligible to earn money from both pools.

The mares of the NY-sired foals of 2015 and subsequent years will have to obtain "residency status" in order for the breeder of record to earn any New York breeder's awards.

Beginning with mares bred to New York registered stallions in 2014 (foals of 2015) breeders awards will be paid only for foals of "resident" mares. Mares must spend at least 180 continuous days in New York in each calendar year that they are bred to a registered NY stallion. This will make them eligible as "resident" mares for breeders awards purposes. These resident breeder's awards will be paid based on a percentage of performance earnings. Residency declaration forms must be filed each calendar year to establish and/or retain resident status.





## Participating Broodmares, Stallions and Yearlings in the New York Sire Stakes

### Breeding Statistics

Year	Mares Bred	Registered NY Stallions	Yearlings Nominated To Program*	Year	Mares Bred	Registered NY Stallions	Yearlings Nominated To Program*
2015	1,343	60	943	1989	2,588	213	1,502
2014	1,681	60	791	1988	2,777	226	1,677
2013	1,434	60	960	1987	2,768	221	1,735
2012	1,403	65	939	1986	3,118	207	2,075
2011	1,613	69	1,108	1985	3,310	246	2,167
2010	1,585	69	1,064	1984	3,794	245	2,252
2009	1,820	78	1,285	1983	4,030	280	2,352
2008	1,833	86	973	1982	4,162	260	2,153
2007	2,173	93	961	1981	4,202	230	1,647
2006	1,687	96	1,231	1980	3,750	230	1,356
2005	1,718	125	1,118	1979	3,028	230	1,233
2004	2,309	125	1,144	1978	2,601	231	1,335
2003	2,022	121	672	1977	2,460	230	1,348
2002	1,988	120	604	1976	2,750	244	1,270
2001	1,293	101	648	1975	2,719	247	1,374
2000	1,108	111	524	1974	2,896	230	1,388
1999	1,070	118	750	1973	3,063	277	1,582
1998	1,063	104	776	1972	3,439	288	1,518
1997	1,288	105	662	1971	3,823	333	1,489
1996	1,500	126	670	1970	4,020	264	1,557
1995	1,333	140	1,046	1969	4,018	271	1,235
1994	1,525	147	1,385	1968	3,713	240	1,040
1993	2,104	163	1,696	1967	2,851	198	752
1992	2,571	191	1,791	1966	2,187	197	654
1991	2,990	206	1,445	1965	1,554	193	588
1990	3,148	218	1,653	1964	1,518	174	521

Yearlings lag 2 years behind mares bred, ie. mares bred in 2013 are foals of 2014 and yearlings in 2015

## 2015 NYSS Breeders Awards and Earnings

Breeder	Total Earnings	Performance Award	Residency Award	Total Breeders Award
Little E LLC	\$728,132.87	\$22,760.40	\$57,042.71	\$79,803.11
Steve Jones	\$717,664.78	\$22,433.18	\$56,341.83	\$78,775.02
Blue Chip Bloodstock Inc.	\$593,515.95	\$18,552.47	\$46,595.26	\$65,147.73
Morrisville Col Fdn Inc	\$481,035.04	\$15,036.47	\$36,719.97	\$51,756.44
Winbak Farm	\$1,142,317.89	\$35,707.24	\$13,800.85	\$49,508.09
Eugene Kurzrok	\$285,623.55	\$8,928.19	\$22,423.50	\$31,351.68
Hanover Shoe Farms Inc	\$733,361.15	\$22,923.83		\$22,923.83
Salt Hill Farm Ltd	\$188,360.50	\$5,887.88	\$14,787.65	\$20,675.53
David Firmstone	\$151,793.84	\$4,744.86	\$11,916.91	\$16,661.77
Diamond Creek Farm LLC	\$135,694.80	\$4,241.63	\$10,653.02	\$14,894.64
Rock N Roll Stable	\$135,575.25	\$4,237.89	\$10,643.63	\$14,881.52
Jesmeral Stable	\$134,964.44	\$4,218.80	\$10,595.68	\$14,814.47
Ross Bonafield	\$134,602.28	\$4,207.48	\$10,567.24	\$14,774.72
Blair Corbeil	\$111,987.25	\$3,500.56	\$8,791.80	\$12,292.37
Albert Crawford	\$107,170.31	\$3,349.99	\$8,413.64	\$11,763.63
David H Anderson	\$94,764.78	\$2,962.21	\$7,439.72	\$10,401.93
Raymond W J Campbell Jr.	\$302,709.25	\$9,462.26		\$9,462.26
C Ed Mullinax	\$82,912.96	\$2,591.74	\$6,509.26	\$9,101.00
David Mc Duffee	\$82,483.96	\$2,578.33	\$6,475.58	\$9,053.91
Flintlock Farm Inc	\$221,986.69	\$6,938.99	\$1,613.32	\$8,552.31
Lindy Racing Stable	\$271,343.38	\$8,481.81		\$8,481.81
W Springtime Racing Stable	\$76,506.19	\$2,391.47	\$6,006.28	\$8,397.76
Joie De Vie Farm LLC	\$261,774.46	\$8,182.70		\$8,182.70
Kentuckiana Farms Gen Par	\$245,301.75	\$7,667.78		\$7,667.78
Brittany Farms	\$242,738.33	\$7,587.66		\$7,587.66
Steve Stewart	\$240,101.55	\$7,505.23		\$7,505.23
Perretti Farms	\$232,409.45	\$7,264.79		\$7,264.79
4 Rose Stable	\$63,096.75	\$1,972.31	\$4,953.55	\$6,925.86
Stirling Brook Farms Inc	\$60,541.60	\$1,892.44	\$4,752.95	\$6,645.39
3 Brothers Stables	\$72,832.50	\$2,276.64	\$4,303.88	\$6,580.52
Riverview Farms	\$203,760.05	\$6,369.25		\$6,369.25
Steuben Farms	\$56,113.00	\$1,754.01	\$4,405.27	\$6,159.29
Ray Schnittker	\$55,924.50	\$1,748.12	\$4,390.47	\$6,138.59
Michael Andrew	\$189,048.64	\$5,909.39		\$5,909.39
Norval Pratt Jr.	\$52,084.40	\$1,628.08	\$4,089.00	\$5,717.08
Walnut Hall Stock Farm	\$181,161.96	\$5,662.87		\$5,662.87
Creative Racing Stb Co.	\$51,294.94	\$1,603.41	\$4,027.02	\$5,630.43
W J Donovan	\$50,947.34	\$1,592.54	\$3,999.73	\$5,592.27
Fredrick Hertrich III	\$175,819.87	\$5,495.88		\$5,495.88
P&J Stables	\$47,328.00	\$1,479.41	\$3,715.59	\$5,194.99
Philip K Hale	\$47,050.00	\$1,470.72	\$3,693.76	\$5,164.48
Chris Alexander	\$45,504.22	\$1,422.40	\$3,572.41	\$4,994.81
Fredericka Caldwell	\$158,375.00	\$4,950.58		\$4,950.58
Ernest Martinez II	\$156,884.75	\$4,903.99		\$4,903.99
Kenneth E. Jacobs	\$57,585.71	\$1,800.05	\$3,016.97	\$4,817.02
Samuel Stoltzfus	\$149,284.50	\$4,666.42		\$4,666.42
Fair Winds Farm Inc	\$148,463.14	\$4,640.75		\$4,640.75
Stephen P Dey III	\$146,206.45	\$4,570.21		\$4,570.21
Moni Market Breeders	\$143,276.61	\$4,478.62		\$4,478.62



Breeder	Total Earnings	Performance Award	Residency Award	Total Breeders Award
Stein Racing Stable Inc	\$41,092.94	\$1,284.51	\$3,148.76	\$4,433.27
Dale Lawton	\$137,168.25	\$4,287.68		\$4,287.68
Dunroven Stud LLC	\$136,225.48	\$4,258.22		\$4,258.22
Howard Stables	\$35,768.10	\$1,118.06	\$2,808.05	\$3,926.11
Order By Stable	\$116,692.15	\$3,647.63		\$3,647.63
Robert McNerney	\$32,041.00	\$1,001.56	\$2,515.45	\$3,517.00
Seelster Farms Inc	\$109,212.50	\$3,413.83		\$3,413.83
Michael Polansky	\$28,755.00	\$898.84	\$2,257.47	\$3,156.31
Steiner Stock Farm	\$100,871.50	\$3,153.10		\$3,153.10
Mike Stoltzfus	\$96,793.80	\$3,025.64		\$3,025.64
Peter Pan Stables Inc	\$92,857.50	\$2,902.59		\$2,902.59
Tanah Merah Farms LLC	\$26,180.00	\$818.35	\$2,055.32	\$2,873.67
Clifford Morcom	\$25,800.00	\$806.47	\$2,025.49	\$2,831.96
Murray Brethour	\$87,596.75	\$2,738.15		\$2,738.15
Barbara Muschera	\$86,425.74	\$2,701.55		\$2,701.55
William Mulligan	\$24,251.00	\$758.05	\$1,903.88	\$2,661.93
Fortunate One LLC	\$24,250.00	\$758.02	\$1,903.80	\$2,661.82
White Birch Farm Inc	\$84,868.00	\$2,652.85		\$2,652.85
Boxwood Farm	\$82,992.42	\$2,594.23		\$2,594.23
Thomas Mc Tygue	\$22,756.00	\$711.32	\$1,759.82	\$2,471.14
Lou Pena Racing Stables Inc	\$22,350.00	\$698.63	\$1,754.64	\$2,453.26
William G Smith	\$22,350.00	\$698.63	\$1,754.64	\$2,453.26
Cherry Hill Farm	\$21,900.00	\$684.56	\$1,719.31	\$2,403.87
AV & Son Bloodstock LLC	\$21,799.00	\$681.41	\$1,684.69	\$2,366.09
Marilee Keene	\$21,478.30	\$671.38	\$1,686.20	\$2,357.58
Earl Sauve	\$20,011.50	\$625.53	\$1,571.05	\$2,196.58
KR Breeding LLC	\$68,486.96	\$2,140.81		\$2,140.81
Allister Stables LLC	\$65,979.00	\$2,062.41		\$2,062.41
Let It Ride Stable	\$65,560.50	\$2,049.33		\$2,049.33
Edward H Lohmeyer	\$64,812.00	\$2,025.93		\$2,025.93
Alexander Libfeld	\$64,789.55	\$2,025.23		\$2,025.23
Robert A. Tucker	\$62,616.00	\$1,957.29		\$1,957.29
Deo Volente Farms LLC.	\$61,707.38	\$1,928.89		\$1,928.89
Alain Durivage	\$17,107.50	\$534.76	\$1,343.06	\$1,877.82
Richard Mathurin	\$58,881.25	\$1,840.54		\$1,840.54
Spring Haven Farm	\$57,961.50	\$1,811.79		\$1,811.79
Fred Monteleone Stbl LLC	\$16,312.00	\$509.89	\$1,280.61	\$1,790.50
George K. Miller	\$16,229.00	\$507.30	\$1,274.09	\$1,781.39
c/o Jonathan H. Newman Sr.				
Newman Racing Stable	\$15,958.50	\$498.84	\$1,252.86	\$1,751.70
Anatolia Racing Stb Inc	\$15,744.00	\$492.14	\$1,236.02	\$1,728.15
Herbert Burns III	\$15,450.00	\$482.95	\$1,212.94	\$1,695.88
Charlene Long	\$15,397.50	\$481.30	\$1,208.81	\$1,690.12
Ginger Reynolds	\$54,042.71	\$1,689.30		\$1,689.30
Martin Sternberg	\$15,372.72	\$480.53	\$1,206.87	\$1,687.40
Southwind Farm	\$52,623.00	\$1,644.92		\$1,644.92
Adam Victor & Son Stble LLC	\$14,942.96	\$467.10	\$1,173.13	\$1,640.23
Walnut Hall Limited	\$51,888.69	\$1,621.97		\$1,621.97
Stormi And Bruiser Stable	\$14,722.00	\$460.19	\$1,155.78	\$1,615.97
Purple Haze Stables LLC	\$14,338.00	\$448.19	\$1,125.64	\$1,573.82
Peninsula Farm Inc	\$49,713.90	\$1,553.99		\$1,553.99
Robert Newman	\$49,003.84	\$1,531.79		\$1,531.79
Melvin Fuchs	\$14,330.00	\$447.94	\$1,058.28	\$1,506.21

Breeder	Total Earnings	Performance Award	Residency Award	Total Breeders Award
Jonas Schlabach	\$47,342.78	\$1,479.87		\$1,479.87
Lawrence S DeVan	\$13,392.00	\$418.61	\$1,051.37	\$1,469.98
Margaret Dey	\$46,950.00	\$1,467.59		\$1,467.59
Thomas R Dillon	\$45,777.50	\$1,430.94		\$1,430.94
John A Carver	\$45,153.50	\$1,411.43		\$1,411.43
Jay Sears	\$12,825.00	\$400.89	\$1,006.85	\$1,407.75
Joseph DiNicola	\$12,000.00	\$375.10	\$942.09	\$1,317.19
Antoinette M Nigito	\$41,875.27	\$1,308.96		\$1,308.96
Daniel M Miller	\$11,850.00	\$370.41	\$930.31	\$1,300.72
Robert Horowitz	\$11,775.00	\$368.07	\$924.42	\$1,292.49
Michael Pozefsky	\$11,250.00	\$351.66	\$883.21	\$1,234.86
Enviro Stables Ltd	\$39,217.91	\$1,225.90		\$1,225.90
Barry A White	\$11,010.00	\$344.16	\$864.36	\$1,208.52
Scott Dillon	\$37,715.61	\$1,178.94		\$1,178.94
James L Avritt Sr	\$37,428.76	\$1,169.97		\$1,169.97
Sophia Stable	\$10,532.25	\$329.22	\$826.86	\$1,156.08
Scott D. Woogen	\$36,304.00	\$1,134.81		\$1,134.81
Ronald Houghtaling	\$10,230.14	\$319.78	\$803.14	\$1,122.92
Guy R. Hammond	\$10,202.50	\$318.92	\$800.97	\$1,119.89
Jeffrey Ruch	\$35,348.50	\$1,104.94		\$1,104.94
Erin Marie Shantal	\$9,930.00	\$310.40	\$779.58	\$1,089.97
Silver Linden Farms	\$34,657.46	\$1,083.34		\$1,083.34
Band Of Brothers				
Stable (Joseph Balkunas)	\$9,807.97	\$306.58	\$770.00	\$1,076.58
Heath Allen	\$9,750.00	\$304.77	\$765.44	\$1,070.22
Edward L Mower	\$10,943.50	\$342.08	\$722.34	\$1,064.42
En Mar Stable	\$9,536.00	\$298.08	\$748.64	\$1,046.73
Peter Paul Venturini	\$33,458.53	\$1,045.87		\$1,045.87
Doug Ackerman Stables Inc.	\$10,811.50	\$337.95	\$700.24	\$1,038.20
Congilose Racing Stb LLC	\$16,225.00	\$507.17	\$529.92	\$1,037.09
Timo Nurmos	\$21,690.00	\$678.00	\$348.57	\$1,026.57
Marcos Ameralis	\$32,439.35	\$1,014.01		\$1,014.01
Robert Key	\$32,306.80	\$1,009.86		\$1,009.86
Joseph Faraldo	\$9,141.00	\$285.73	\$717.63	\$1,003.37
Concord Stud Farm LLC	\$31,695.00	\$990.74		\$990.74
Stephen Perrine Dey	\$31,650.00	\$989.33		\$989.33
Nina Simmonds	\$8,845.44	\$276.50	\$694.43	\$970.93
Ann-Mari Daley	\$15,549.00	\$486.04	\$470.57	\$956.61
Judith L. Lanpher	\$8,697.00	\$271.86	\$682.78	\$954.63
Caroline Gerry	\$8,623.50	\$269.56	\$677.01	\$946.56
George Bullukian	\$29,691.35	\$928.11		\$928.11
Kimberley Zabielski	\$8,243.30	\$257.67	\$647.16	\$904.83
Gordon Lee Swift	\$8,111.00	\$253.54	\$636.77	\$890.31
Twinbrook Limited	\$28,025.28	\$876.03		\$876.03
Joseph Flynn	\$27,817.00	\$869.52		\$869.52
Carol S Marsh	\$7,909.00	\$247.22	\$620.91	\$868.14
East Creek Stable	\$27,728.53	\$866.75		\$866.75
Roy D Dobbins	\$27,524.00	\$860.36		\$860.36
Robert Rosenheim Stbs Ltd	\$23,466.00	\$733.51	\$117.76	\$851.27
Seafood Delight Stable	\$26,385.00	\$824.76		\$824.76
Alfred Ross	\$26,286.95	\$821.69		\$821.69
Bulletproof Enterprises	\$26,118.50	\$816.43		\$816.43
Alan Stull	\$7,352.00	\$229.81	\$577.18	\$807.00



Breeder	Total Earnings	Performance Award	Residency Award	Total Breeders Award
Michael A Parisi	\$25,612.50	\$800.61		\$800.61
Francis F E Morse	\$25,500.00	\$797.09		\$797.09
Jennifer Connor	\$10,792.50	\$337.36	\$455.38	\$792.74
Perretti Racing Stable LLC	\$25,114.50	\$785.04		\$785.04
Parsimonious Racing Stb	\$6,987.00	\$218.40	\$548.53	\$766.93
Donald LaPage	\$6,757.50	\$211.23	\$530.51	\$741.74
Edward W Reich	\$6,665.00	\$208.34	\$523.25	\$731.59
L Michelle Oglesby	\$6,642.00	\$207.62	\$521.44	\$729.06
Beechwood Acres	\$22,950.00	\$717.38		\$717.38
John O. Sixt	\$6,535.00	\$204.27	\$513.04	\$717.32
Joann Perry	\$6,300.00	\$196.93	\$494.60	\$691.52
Valley High Stable	\$22,116.48	\$691.33		\$691.33
Blue Chip Farms LLC	\$6,275.28	\$196.16	\$492.65	\$688.81
William Mears	\$21,600.00	\$675.19		\$675.19
Frank J Bellino	\$6,096.00	\$190.55	\$478.58	\$669.13
Estate of George F Hempt Trust	\$21,290.00	\$665.50		\$665.50
Denim Stable	\$20,493.75	\$640.61		\$640.61
Tom Hill	\$5,706.36	\$178.37	\$447.99	\$626.36
George Ducharme	\$19,992.80	\$624.95		\$624.95
Odds on Nourrir LLC	\$19,890.00	\$621.73		\$621.73
Bluestone Farms LLC	\$19,805.00	\$619.08		\$619.08
Kevin Hart	\$19,270.50	\$602.37		\$602.37
Jean-Pierre Houle	\$5,347.50	\$167.16	\$419.82	\$586.97
Allevamento Biasuzzi	\$18,225.00	\$569.69		\$569.69
Robert Brady	\$17,972.85	\$561.81		\$561.81
Leonard Buckner	\$17,547.00	\$548.49		\$548.49
Ciara Stable	\$4,950.00	\$154.73	\$388.61	\$543.34
Christopher Beaver	\$4,673.48	\$146.09	\$366.90	\$512.99
Gary Haas	\$16,260.00	\$508.26		\$508.26
Lindy Farms of Connecticut LLC	\$16,178.50	\$505.72		\$505.72
Carole Crevani	\$4,494.00	\$140.48	\$352.81	\$493.29
Jerry B Sprinkle	\$15,750.00	\$492.32		\$492.32
Calabrese Farms LLC	\$15,650.10	\$489.20		\$489.20
M Biasuzzi Stable Inc	\$15,344.00	\$479.63		\$479.63
David Goodrow Stable	\$15,225.00	\$475.91		\$475.91
Kg Bertmarks Hingstdepa AB	\$15,090.00	\$471.69		\$471.69
James Kennedy	\$4,204.00	\$131.41	\$330.04	\$461.46
Earl Beaman	\$14,707.50	\$459.74		\$459.74
Thomas M Adams	\$14,550.00	\$454.81		\$454.81
Bonnie S. Woodward	\$4,116.00	\$128.66	\$323.14	\$451.80
Stephen Crevani	\$5,237.14	\$163.71	\$284.20	\$447.90
Birnam Wood Farms	\$14,100.00	\$440.75		\$440.75
Bloodstock Farm & Stables LLC	\$13,235.00	\$413.71		\$413.71
Stonegate Standardbreds Farms Inc.	\$13,127.61	\$410.35		\$410.35
Howard E Gill	\$3,578.00	\$111.84	\$280.90	\$392.74
Marvin Katz	\$12,264.25	\$383.36		\$383.36
Docs Farm Inc	\$12,172.50	\$380.50		\$380.50
Crevani Farms	\$5,826.00	\$182.11	\$195.56	\$377.67
Jean Goehlen	\$11,902.28	\$372.05		\$372.05
Glengate Farms	\$11,850.00	\$370.41		\$370.41
Robert Hamather	\$3,350.00	\$104.72	\$263.00	\$367.72
Dale Towle	\$3,300.00	\$103.15	\$259.07	\$362.23
RL Turner	\$11,289.00	\$352.88		\$352.88

Breeder	Total Earnings	Performance Award	Residency Award	Total Breeders Award
Christine Czernyson	\$11,266.80	\$352.18		\$352.18
Dragon Tales Farm Inc	\$11,228.50	\$350.99		\$350.99
Michael Wilt	\$3,192.00	\$99.78	\$250.59	\$350.37
Vincent J. Laurenzo	\$10,800.00	\$337.59		\$337.59
Sarah Hale	\$10,597.50	\$331.26		\$331.26
James A Petruccelli	\$3,004.48	\$93.92	\$235.87	\$329.79
Fay Clark	\$3,004.00	\$93.90	\$235.84	\$329.74
Connie Hochstetler	\$3,000.00	\$93.78	\$235.52	\$329.30
LST Stables	\$3,000.00	\$93.78	\$235.52	\$329.30
Paradise Farm Of New York	\$2,824.50	\$88.29	\$221.74	\$310.03
William E Miller II	\$9,557.00	\$298.74		\$298.74
Fletcher A Davis	\$9,300.00	\$290.70		\$290.70
Jamie Paquet	\$9,300.00	\$290.70		\$290.70
JFE Enterprises LLC	\$2,629.00	\$82.18	\$206.40	\$288.57
ACL Stuteri AB	\$2,550.00	\$79.71	\$200.19	\$279.90
Janice Connor	\$2,550.00	\$79.71	\$200.19	\$279.90
Quantum Farms Corp	\$8,675.00	\$271.17		\$271.17
Fam Alber Horse Racing LLC	\$8,585.00	\$268.35		\$268.35
Z Tam Stables LLC	\$2,400.00	\$75.02	\$188.42	\$263.44
Don P Atlas	\$7,842.14	\$245.13		\$245.13
Millstream Inc	\$7,685.00	\$240.22		\$240.22
Harvey Stein	\$2,163.00	\$67.61	\$169.81	\$237.42
D'Elegance Stable IX	\$7,285.50	\$227.73		\$227.73
Joan Coogan	\$2,065.00	\$64.55	\$162.12	\$226.67
Shelby Novick	\$2,053.00	\$64.17	\$161.18	\$225.35
Todd And Dee Lane LLC	\$2,052.00	\$64.14	\$161.10	\$225.24
James Graham	\$7,107.50	\$222.17		\$222.17
Kathleen Pratt	\$2,010.00	\$62.83	\$157.80	\$220.63
Lafayette Street Stable	\$7,050.00	\$220.37		\$220.37
Perry Racing Stable LLC	\$1,953.00	\$61.05	\$153.32	\$214.37
Elizabeth Miller	\$6,854.50	\$214.26		\$214.26
Bernard White	\$1,875.00	\$58.61	\$147.20	\$205.81
Lionel Ray Watiker	\$1,800.00	\$56.27	\$141.31	\$197.58
Larry Dumain	\$6,224.00	\$194.55		\$194.55
M5 Racing Stable	\$1,757.00	\$54.92	\$137.94	\$192.86
Douglas Ackley	\$1,743.50	\$54.50	\$136.88	\$191.38
Paul M Brown	\$1,722.00	\$53.83	\$135.19	\$189.02
Paul Marino	\$6,044.00	\$188.93		\$188.93
Barbara Sautter	\$6,000.00	\$187.55		\$187.55
Cary Grady	\$1,675.00	\$52.36	\$131.50	\$183.86
Joseph Martinelli Sr	\$1,675.00	\$52.36	\$131.50	\$183.86
Carla Marie DiNova	\$5,798.00	\$181.24		\$181.24
Francis Feely	\$5,288.50	\$165.31		\$165.31
Delaware Equine Supplies	\$5,155.00	\$161.14		\$161.14
Cheryl Davis Whitcroft	\$5,127.50	\$160.28		\$160.28
Amante Standardbreds Inc	\$5,110.00	\$159.73		\$159.73
Rick Howles	\$5,100.00	\$159.42		\$159.42
DiStefano and Son Stable	\$4,959.00	\$155.01		\$155.01
Louis Fattorusso	\$4,890.00	\$152.85		\$152.85
Wanda Deak	\$4,832.00	\$151.04		\$151.04
Betty Holt	\$1,323.00	\$41.36	\$103.86	\$145.22
LMN Bred Stables Inc	\$4,511.00	\$141.01		\$141.01
Rick Plano	\$4,500.00	\$140.66		\$140.66



Breeder	Total Earnings	Performance Award	Residency Award	Total Breeders Award
Fred Kruszelnicki	\$4,492.00	\$140.41		\$140.41
Emanuel Shetler	\$4,305.00	\$134.57		\$134.57
John Prescott	\$4,235.50	\$132.40		\$132.40
Crawford Farms LLC	\$1,200.00	\$37.51	\$94.21	\$131.72
John Berger	\$4,050.00	\$126.60		\$126.60
Tom Schmucker	\$4,003.50	\$125.14		\$125.14
Gosta Dahlquist	\$3,960.00	\$123.78		\$123.78
Claude Bourgeois	\$3,925.00	\$122.69		\$122.69
Ross Stables LLC	\$3,754.48	\$117.36		\$117.36
Jacqueline Ingrassia	\$3,750.00	\$117.22		\$117.22
John Grasso Stable Inc	\$3,600.00	\$112.53		\$112.53
Ted Cupp	\$997.50	\$31.18	\$78.31	\$109.49
Karen Carroll	\$3,500.00	\$109.41		\$109.41
Mario Vilardi	\$3,450.00	\$107.84		\$107.84
James T Dunn	\$2,340.00	\$73.15	\$33.56	\$106.71
Patricia Carmel	\$3,210.00	\$100.34		\$100.34
Michael MacDonald	\$905.00	\$28.29	\$71.05	\$99.34
GBW Breeding Farms Inc	\$3,000.00	\$93.78		\$93.78
Kerry Feuker-Weed	\$2,981.36	\$93.19		\$93.19
Carolyn Atherton	\$828.00	\$25.88	\$65.00	\$90.89
Tom J Durkin	\$804.00	\$25.13	\$63.12	\$88.25
James M Dunn	\$2,732.50	\$85.41		\$85.41
Michael Funke	\$2,672.00	\$83.52		\$83.52
Windsong Stable	\$2,624.00	\$82.02		\$82.02
Richard Hall	\$2,481.50	\$77.57		\$77.57
Knox Services Inc	\$2,436.00	\$76.15		\$76.15
Charles Keller III	\$2,400.00	\$75.02		\$75.02
Goldfinger Enterprises	\$2,400.00	\$75.02		\$75.02
Ralph Del Priore Jr	\$660.00	\$20.63	\$51.81	\$72.45
Myron Bell	\$2,307.50	\$72.13		\$72.13
Shirley Rutherford	\$2,280.00	\$71.27		\$71.27
Jason A Wyatt	\$2,184.00	\$68.27		\$68.27
Margaret M. Preston	\$2,173.50	\$67.94		\$67.94
Arthur Swanberg	\$600.00	\$18.76	\$47.10	\$65.86
James Switlyk	\$2,040.00	\$63.77		\$63.77
Matthew Gartland	\$2,030.00	\$63.45		\$63.45
VAE LLC	\$1,977.00	\$61.80		\$61.80
Danbry Racing Inc	\$552.00	\$17.25	\$43.34	\$60.59
Shari Okusko	\$1,935.00	\$60.49		\$60.49
Nordic Lindy Stable Inc	\$1,870.00	\$58.45		\$58.45
Ronald Mersky	\$1,675.00	\$52.36		\$52.36
Ronald Miller	\$1,618.00	\$50.58		\$50.58
Daniel Yoder	\$447.50	\$13.99	\$35.13	\$49.12
Mac T Nichol	\$1,522.50	\$47.59		\$47.59
Calvin Lasher	\$1,480.00	\$46.26		\$46.26
Audrey Cooper	\$1,479.00	\$46.23		\$46.23
Scott LaPage	\$1,426.00	\$44.57		\$44.57
Jeffrey R Brooks	\$1,374.50	\$42.96		\$42.96
M. Kenneth Weed	\$1,200.00	\$37.51		\$37.51
Robert B. Young	\$1,200.00	\$37.51		\$37.51
Bob Farmwald	\$340.00	\$10.63	\$26.69	\$37.32
Michael Woodward	\$335.00	\$10.47	\$26.30	\$36.77
Adele Prince	\$330.00	\$10.32	\$25.91	\$36.22



Breeder	Total Earnings	Performance Award	Residency Award	Total Breeders Award
Keith Cluff	\$330.00	\$10.32	\$25.91	\$36.22
Our Blue Streaks Stable	\$330.00	\$10.32	\$25.91	\$36.22
Carolyn Meinwald	\$1,040.00	\$32.51		\$32.51
G Russell Austin	\$986.50	\$30.84		\$30.84
Robert Stewart	\$957.14	\$29.92		\$29.92
Everett Hopper	\$737.50	\$23.05		\$23.05
John D Fielding	\$675.00	\$21.10		\$21.10
Angelo Bergonzi	\$650.00	\$20.32		\$20.32
Black Knight Stables	\$640.00	\$20.01		\$20.01
Brian E Doolittle	\$585.00	\$18.29		\$18.29
H James Grow	\$555.00	\$17.35		\$17.35
James Reynolds	\$544.00	\$17.00		\$17.00
Semalu Inc	\$536.00	\$16.75		\$16.75
Roger Slobody	\$495.00	\$15.47		\$15.47
David Krol	\$360.00	\$11.25		\$11.25
Robert Slowey	\$335.00	\$10.47		\$10.47
Steve Organ	\$335.00	\$10.47		\$10.47
Karma Racing Inc	\$330.00	\$10.32		\$10.32
Estate of Lawrence S Smith	\$260.00	\$8.13		\$8.13
<b>TOTAL</b>	<b>\$15,195,827.43</b>	<b>\$475,000.00</b>	<b>\$475,000.00</b>	<b>\$950,000.00</b>







# Sales Results

**New York-bred yearlings are sold at four major sales each year:**

- Goshen Yearling Sale in Goshen, NY
- The Harrisburg Standardbred Sale in Harrisburg, PA
- The Lexington Selected Yearling Sale in Lexington, KY
- The Morrisville College Standardbred Sale in Morrisville, NY

The accompanying chart provides a comparison of purchase prices for New York-bred yearlings to the purchase prices of yearlings sold from all states from 2012 through 2015. Following this information are sales reports on the four premier yearling sales in the United States:

## NY-Breds in the Sales Ring

NY-Breds Yearlings	2012	2013	2014	2015
<b>Average Sale Price – all sales</b>	<b>\$25,160</b>	<b>\$33,004</b>	<b>\$31,238</b>	<b>\$26,479</b>
Harrisburg	\$30,504	\$39,664	\$35,591	\$30,593
Lexington	\$33,709	\$48,737	\$47,407	\$45,204
Morrisville	\$8,879	\$10,610	\$10,715	\$15,888
Goshen*				\$14,230
<b>Total NY-Breds Sold – all sales</b>	<b>496</b>	<b>583</b>	<b>468</b>	<b>599</b>
Harrisburg	229	274	215	259
Lexington	127	194	140	195
Morrisville	141	115	113	58
Goshen*				87
<b>All Yearlings</b>	<b>2012</b>	<b>2013</b>	<b>2014</b>	<b>2015</b>
<b>Average Sale Price –all four sales</b>	<b>\$24,372</b>	<b>\$28,612</b>	<b>\$29,282</b>	<b>\$26,045</b>
Harrisburg	\$28,889	\$34,345	\$32,982	\$30,818
Lexington	\$35,415	\$41,245	\$44,080	\$45,220
Morrisville	\$8,813	\$10,246	\$10,784	\$15,540
Goshen*				\$12,600
<b>Total Yearlings Sold – all sales</b>	<b>1,998</b>	<b>1,859</b>	<b>1,866</b>	<b>1,827</b>
Harrisburg	1162	1047	1,089	1010
Lexington	684	687	647	642
Morrisville	152	125	130	62
Goshen*				113

\* First year of sale 2015

# Goshen Yearling Sale

Sunday, Sept. 13, 2015

Middletown, NY

Sale Report by Harness Horse Breeders of New York State  
for  
Agriculture and New York State Horse Breeding Development Fund

## OVERVIEW

A brand new yearling sale was offered this year in Goshen at the Mark Ford Training Center, not far from Yonkers Raceway where the New York Sires Stakes Night of Champions occurred the evening before. The potential for purchasing next year's stars was a great way to celebrate the highlight of the NYSS season.

In its first year, the Goshen sale was strong, with a \$12,600 average after 113 yearlings crossed the sales block. This sale cataloged mostly New York-bred yearlings to make up 77% of the catalog, but did provide a mix of yearlings from surrounding jurisdictions.

This first-time catalog attracted buyers as there was plenty of bidding to boost the overall sale prices, including a \$67,000 top bid for a pacing colt.

Below is a more detailed analysis of this inaugural sale.

## SALE SUMMARY — 2015

	Number Sold	Average Price	Gross
All Yearlings	113	\$12,600	\$1,423,800
NY Yearlings	87	\$14,230	\$1,238,000

New York-bred yearlings made up 77% of the total catalog and 87% of the total gross sales. The 26 non-NY-bred yearlings averaged just \$7,146, demonstrating a much greater value for those yearlings nominated to the New York program.

If this sale continues at this slot on the calendar, it will, along with the traditional Morrisville College sale, be an early indicator of the interest in New York-breds during the sale season. As it was, this sale helped to demonstrate a continued strong interest in the NYSS program.

## SEX AND GAIT COMPARATIVES

This sale saw a good distribution of prices between both pacers and trotters, with the gaits averaging \$14,032

### NY Sires

Group	Number Sold	Average Price	Top Price	\$10,000+
Pacing Colts	24	\$17,804	\$67,000	13
Pacing Fillies	26	\$10,550	\$34,000	11
Trotting Colts	20	\$15,785	\$38,000	14
Trotting Fillies	17	\$12,982	\$47,000	7
<b>Total</b>	<b>87</b>	<b>\$14,230</b>	<b>\$67,000</b>	<b>45</b>



and \$14,497, respectively. Pacing colts represented the strongest sector at the sale, with the top \$17,804 average and the top price of \$67,000 for a colt by Rock N Roll Heaven. Trotting colts had the largest number of yearlings bringing a price of \$10,000 or more, with the top price of \$38,000 being paid for a Credit Winner colt. Trotting fillies represented the smallest group of horses and had the second highest price of the sale, with a Chapter Seven offspring going for \$47,000.

## TOP 10 YEARLINGS BY SALE PRICE

Yearling	Amount	G/S	State	Sire	Dam
Outkast Blue Chip	\$67,000	PC	NY	Rock N Roll Heaven	Armbro Savannah
Obsessed Blue Chip	\$47,000	TF	NY	Chapter Seven	Gluteus Maximus
Brassy Affair	\$40,000	PC	NY	American Ideal	A Fiesty Affair
Carsons Rockinroll	\$40,000	PC	NY	Rock N Roll Heaven	Swift Blue Chip
Broadway Joe	\$38,000	TC	NY	Credit Winner	Vivacious Broad
Get My Point	\$35,000	PC	NY	Artiscape	Sowhatsyourpoint
Northern Fiesta	\$34,000	PF	NY	Rock N Roll Heaven	Hedgie Blue Chip
The Donato Chapter	\$34,000	TF	NY	Chapter Seven	D Liteful Hanover
Oro Blue Chip	\$31,000	PC	NY	American Ideal	Lucky Turn
Clear Idea	\$30,000	PF	NY	American Ideal	Glass Maker

New York-bred yearlings completely dominated the top ten prices at this sale. Pacers controlled the top prices with seven on the top 10 list, including the sale topper at \$67,000. Among the top-priced pacers, stallions Rock N Roll Heaven and American Ideal sired three each. The top-priced trotting yearling was by first-crop sire and two-time Breeders Crown champion Chapter Seven.

## SIRE AVERAGES

### New York Sires (at least 2 yearlings)

Sire	Gait	No.	Average	Top Price—Yearling (Dam)
Rock N Roll Heaven	P	5	\$32,840	\$67,000—Outkast Blue Chip (Armbro Savannah)
Chapter Seven	T	4	\$32,000	\$47,000—Obsessed Blue Chip (Gluteus Maximus)
Credit Winner	T	2	\$31,500	\$38,000—Broadway Joe (Vivacious Broad)
Roll With Joe	P	9	\$19,167	\$30,000—Horse Cents (Hat Dance Hanover)
Art Major	P	4	\$19,000	\$23,000—Whiskey Please (Cheryl's Western)
American Ideal	P	10	\$16,990	\$40,000—Brassy Affair (A Fiesty Affair)
RC Royalty	T	2	\$16,500	\$21,000—Royal Casanova (Mischievous Lady)
Dewetcheatumhowe	T	6	\$14,167	\$29,000—Dewey's Breeze (Bailey's Breeze)
Conway Hall	T	5	\$13,400	\$25,000—Rail Boom (Back On Track)
Archangel	T	6	\$13,250	\$27,000—Icanflylikeanangel (Fox Valley London)

With his oldest foals 3-year-olds, pacer Rock N Roll Heaven had the highest average of the sale (\$32,840) and the sale topper. However, first-crop trotting sire Chapter Seven was just behind with a \$32,000 average, demonstrating that offspring of both gaits from desired stallions were equally sought after. Proven trotting stallion Credit Winner also boasted an average over \$30,000 to round out the top three.

Second-crop pacer Roll With Joe has strong showing with a nearly \$20,000 average from nine yearlings. Trotter Archangel's first crop debuted with a \$13,250 average and a \$27,000 top bid.

## CONCLUSION

This new sale became the first event this year to gauge how New York yearlings will sell in larger select yearling sales in the fall, ousting Morrisville as the traditional sale season kick-off. An average over \$12,000 and a \$67,000 sale topper demonstrated that this venue was a valuable one for New York buyers seeking stakes-eligible yearlings.

Pacers and trotters were similarly appealing to buyers at this sale, despite a slightly larger number of pacers available in the catalog. While stallions offering their first or second crops were able to show strong interest from buyers, established stallions in both the trotting and pacing ranks continue to claim solid prices and offer breeders marketable and reliable options.





# Harrisburg Yearling Sale

Monday, Nov. 2 - Wednesday, Nov. 4, 2015  
Pennsylvania State Farm Show Complex in Harrisburg, Pa.

Sale Report by Harness Horse Breeders of New York State  
for  
Agriculture and New York State Horse Breeding Development Fund

## OVERVIEW

Overall, the Harrisburg yearling sale average price was down 6.6% from last year, following a 4% decline in 2014. The format of the sale changed this year and instead of four days of selling yearlings, it was trimmed to three days and 79 fewer horses were sold. This year 1,010 yearlings sold for a gross of \$31,126,000 and an average price of \$30,818 (31.8 percent below the Lexington average this year and an even wider gap than the 25 percent difference between the two sales last year).

The Harrisburg sale is the final sale of the season and catalogs the most horses. This has traditionally been the largest venue for New York-bred yearlings and although the Empire State offerings at each of the large fall select sales increased this year, Harrisburg offered 25% more New York-eligibles than Lexington. In Harrisburg, in contrast to the downsized catalog, there were actually 44 additional New York-breds in the sale compared to last year, for a total of 259—or a quarter of the entire catalog, up from 20% last year. They averaged \$30,593, just a tick below the overall average.

Below is a more detailed analysis of the sale, beginning with day-by-day overviews. Traditionally, the most attractive yearlings, both in pedigree and conformation, are offered at the beginning of the sale. Following this information is more detailed comparative analysis of the sale results.

## DAILY SUMMARIES

### Day One

	Number Sold	Average Price	Notes
All Yearlings	258	\$55,781	8.4% decrease from Day 1 last year
NY Yearlings	77	\$46,519	16.6% below average

### Day Two

	Number Sold	Average Price	Notes
All Yearlings	392	\$28,599	22.2% decrease from Day 2 last year
NY Yearlings	109	\$26,096	8.8% below average

### Day Three

	Number Sold	Average Price	Notes
All Yearlings	360	\$15,343	23.9% decrease from Day 3 last year
NY Yearlings	73	\$20,507	33.7% above average

### Overall

	Number Sold	Average Price	Notes
All Yearlings	1,010	\$30,818	6.6% decrease from last year
NY Yearlings	259	\$30,593	0.7% below average

Given the format change of the sale (from four to three days) it is hard to make accurate day-to-day comparisons, so the above numbers comparing the same days is not a true indication of the tenor of the sale. Instead, the overall average is a better indicator that the sale was down just slightly, equating to about a \$2,000 difference per horse on average compared to last year's \$32,982 average.

For the entire sale, New York-breds averaged 0.7% below the overall average, a nearly negligible difference. While New York-breds were below the average by 16.6% on the first day, that difference shrank to 8.8% on the second day and New York showed very strongly on the final day, with prices one-third higher than the average—equating to a price differential of \$5,000 more per New York-eligible yearling on the final day.

New York-bred yearlings made up 25.6% of the Harrisburg catalog and 25.5 percent (\$7,923,500) of the gross sales (\$31,126,000).

While this sale did not have the increases in average that Lexington experienced a month earlier, it was able to hold prices relatively steady year over year.

## SEX AND GAIT COMPARATIVES

### *Overall*

Group	Number Sold	Average Price	Top Price	\$100,000+
Pacing Colts	298	\$33,310	\$190,000	13
Pacing Fillies	269	\$27,929	\$200,000	7
Trotting Colts	222	\$32,005	\$300,000	11
Trotting Fillies	221	\$29,781	\$500,000	7
<b>Total</b>	<b>1,010</b>	<b>\$30,818</b>	<b>\$500,000</b>	<b>38</b>

### *NY Sires*

Group	Number Sold	Average Price	Top Price	\$100,000+
Pacing Colts	85	\$33,065	\$150,000	4
Pacing Fillies	79	\$28,753	\$100,000	2
Trotting Colts	50	\$33,070	\$125,000	3
Trotting Fillies	45	\$26,400	\$105,000	1
<b>Total</b>	<b>259</b>	<b>\$30,593</b>	<b>\$150,000</b>	<b>10</b>

New York-bred averages were on par with the sales average and the averages in most categories, with the pacing fillies and trotting colts both outpacing their counterparts slightly. Pacing colts were the strongest sector of the sale overall, but New York colts of both gaits were virtually tied in average price. The only area of the sale that New York averages differed notably from the overall numbers was trotting fillies, which were weaker than the average by about \$3,000.

Important to note is the significant decrease in the number of \$100,000 yearlings at 59 in last year's sale to 38 this year; that's a 35.6% difference. New York also saw fewer six-figure yearlings, decreasing from 12 to 10 this year, but this change was only 16.7%--half of what the entire sale experienced. As a result, New York increased its proportion of \$100,000 yearlings from 20% sold last year to 26% of those sold this year. While the New York average may have decreased, this demonstrates that top flight New York yearlings will still demand some of the top prices of the sale.



## TOP 10 YEARLINGS BY SALE PRICE

### Overall

Yearling	Amount	S/G	State	Sire	Dam
Future Secured	\$500,000	FT	PA	Cantab Hall	Thatsnotmyname
Royal Dreams	\$300,000	CT	PA	Cantab Hall	Bold Dreamer
Ellerie Hanover	\$270,000	FT	PA	Cantab Hall	Exotic Destination
Kadillac	\$260,000	CT	ON	Kadabra	Proactive Gal
Babershop Hanover	\$200,000	FP	PA	Rocknroll Hanover	Baberhood
Sovereign Deo	\$190,000	CP	ON	Mach Three	World Of Her Own
Awol Hanover	\$180,000	CT	PA	Donato Hanover	Angel Fire Hanover
Obscene	\$165,000	FT	ON	Kadabra	Letsjustalkaboutme
Magic Presto	\$160,000	FT	ON	Kadabra	In the Mean Time
Ideal Wheel	\$150,000	CP	NY	American Ideal	Bet On Luck

### NY Sires

Yearling	Amount	S/G	State	Sire	Dam
Ideal Wheel	\$150,000	CP	NY	American Ideal	Bet On Luck
I'm Really Special	\$130,000	CP	NY	American Ideal	Lady's Special Girl
Very Special Agent	\$130,000	CP	NY	Art Major	Ask Alice
Orthodox Blue Chip	\$125,000	CT	NY	Chapter Seven	Southwind Caitlin
Rocknroll Clouds	\$110,000	CP	NY	Art Major	Rocknroll Wishes
Give Angel Credit	\$110,000	CT	NY	Credit Winner	Angelita Hanover
By A Neck Hanover	\$105,000	FT	NY	Chapter Seven	By A Nose Hanover
Twin B Babe	\$100,000	FP	NY	Artiscape	Burnett Blue Chip
Change Page	\$100,000	CT	NY	Chapter Seven	Order By Credit
Sublime Caroline	\$100,000	FP	NY	Rocknroll Hanover	Loving Caroline

Half of the top 10 yearlings of the sale were from Pennsylvania and four more were from Ontario, where the breeding program is resurging. New York cracked the top ten with an American Ideal colt who brought \$150,000. The list was dominated by two sires—Pennsylvania's trotter Cantab Hall and Ontario's Kadabra. This trio of states kept New Jersey off the list, which was home to last year's sale topper. The sales results also show an equal split between the sexes in these top spots, but a slight bias toward trotters, with the diagonal-gaiters filling seven of the top spots.

New York yearling buyers went against the grain of the overall sale and against their purchasing trends in Lexington this year. They had a strong preference for colts—which constituted the six highest priced New York horses in the sale—and for pacers. In fact, the top three highest priced New York yearlings were all pacing colts by American Ideal and Art Major. In all, four different pacing stallions were represented in the leading prices for New York-breds, showing the depth of the state's breeding ranks. Among the top New York trotters were three by Horse of the Year Chapter Seven and one by long-time leading stallion Credit winner. Three fillies broke into New York's top 10, one each by trotter Chapter Seven and pacers Artiscape and Rocknroll Hanover.

## STATE ELIGIBILITY COMPARED

State	Yearlings Sold	Average
ON	46 Trotters 54 Pacers <b>100 Total</b>	\$47,902 Trotters \$32,472 Pacers <b>\$39,570 Total</b>
NJ	18 Trotters 10 Pacers <b>28 Total</b>	\$52,278 Trotters \$12,200 Pacers <b>\$37,964 Total</b>
NY	95 Trotters 164 Pacers <b>259 Total</b>	\$29,911 Trotters \$30,988 Pacers <b>\$30,593 Total</b>
OH	7 Pacers <b>7 Total</b>	\$29,357 Pacers <b>\$29,357 Total</b>
PA	284 Trotters 332 Pacers <b>616 Total</b>	\$27,114 Trotters \$30,953 Pacers <b>\$29,183 Total</b>

Due to the size of the sale, the averages in Harrisburg are typically more moderate than in Lexington. New York-eligible yearlings had the third highest average following Ontario and New Jersey. This was a different outcome than in Lexington, where Ontario offspring were behind New Jersey, New York and Pennsylvania, respectively, in average.

New Jersey again led the trotting average among all states with an exceptionally strong \$52,278. This is based entirely on one sire—Muscle Hill—who was hugely popular with buyers this year following the Dan Patch Championship performances of Mission Brief and Southwind Frank, as well as others this season. Ontario's trotting average was led by sire Kadabra, whose daughter Bee A Magician had a near million-dollar year again after earning Horse of the Year honors in 2013. He had one yearling bring a \$260,000 pricetag and a total of five over \$100,000.

On the pacing side, most of the state averages were close and New York's average was just \$1,500 behind Ontario's leading average. New York's average was just ahead of Pennsylvania's pacers, even though the Keystone State had nearly double the number of \$100,000 yearlings—11 compared to New York's six.

New York's 10 yearlings with prices over \$100,000 was eclipsed only by Pennsylvania with 18. This broke down to six pacing and four trotting yearlings from the Empire State with six-figure prices.



## SIRE AVERAGES

### Overall (Top 20 with at least 4 yearlings in sale)

Sire	Gait	State	No.	Average	Top Price—Yearling (Dam)
Kadabra	T	ON	20	\$72,950	\$260,000—Kadillac (Proactive Gal)
Cantab Hall	T	PA	37	\$64,351	\$500,000—Future Secured (Thatsnotmyname)
Somebeachsomewhere	P	PA	50	\$59,760	\$135,000—Tori Hanover (Trim Hanover)
Muscle Hill	T	NJ	17	\$52,882	\$130,000—Broadway Hilltop (Broadway Schooner)
Mach Three	P	ON	10	\$52,200	\$190,000—Sovereign Deo (World Of Her Own)
Sportswriter	P	ON	9	\$47,444	\$100,000—Blue Maseratio (Best Tussle)
Rocknroll Hanover	P	PA	18	\$46,500	\$200,000—Barbershop Hanover (Baberhood)
<b>Art Major</b>	<b>P</b>	<b>NY</b>	<b>45</b>	<b>\$41,022</b>	<b>\$130,000—Very Special Agent (Ask Alice)</b>
<b>Chapter Seven</b>	<b>T</b>	<b>NY</b>	<b>30</b>	<b>\$39,667</b>	<b>\$125,000—Orthodox Blue Chip (Southwind Caitlin)</b>
Donato Hanover	T	PA	41	\$38,744	\$180,000—Awol Hanover (Angel Fire Hanover)
Muscle Mass	T	ON	4	\$35,750	\$50,000—Hopeswishesndreams (Shasta La Vista)
Camluck	P	ON	6	\$35,667	\$100,000—Must Be Luck (Fashion Sural)
<b>American Ideal</b>	<b>P</b>	<b>NY</b>	<b>41</b>	<b>\$33,878</b>	<b>\$150,000—Ideal Wheel (Bet On Luck)</b>
Big Jim	P	ON	4	\$33,500	\$57,000—Goth Hanover (Go For Best)
Western Ideal	P	PA	22	\$33,114	\$135,000—Academic Hanover (A Pippin Hanover)
Andover Hall	T	PA	26	\$31,808	\$75,000—Grill Hanover (Good Common Cents)
<b>Roll With Joe</b>	<b>P</b>	<b>NY</b>	<b>33</b>	<b>\$31,758</b>	<b>\$92,000—Lovin A Player (Lovin A Fool)</b>
Bettor's Delight	P	PA	59	\$30,695	\$105,000—Osiris Blue Chip (Park Avenue)
Well Said	P	PA	61	\$29,164	\$100,000—Kate Is Well Said (Just Wait Kate)
Majestic Son	T	ON	6	\$29,000	\$47,000—Ticket To Seattle (Travelin Supergirl)

### New York Sires (Top 10)

Sire	Gait	State	No.	Average	Top Price—Yearling (Dam)
Art Major	P	45		\$41,022	\$130,000—Very Special Agent (Ask Alice)
Chapter Seven	T	30		\$39,667	\$125,000—Orthodox Blue Chip (Southwind Caitlin)
American Ideal	P	41		\$33,878	\$150,000—Ideal Wheel (Bet On Luck)
Archangel	T	2		\$32,000	\$45,000—Celebrity Ruth (Celebrity Obsesion)
Roll With Joe	P	33		\$31,758	\$92,000—Lovin A Player (Lovin A Fool)
Credit Winner	T	35		\$28,700	\$110,000—Give Angel Credit (Angelita Hanover)
Conway Hall	T	9		\$26,167	\$42,000—Crown Affair (Chocolate Tiara)
RC Royalty	T	8		\$21,188	\$65,000—Cash Royalty (Swing Anna Cash)
Artiscape	P	7		\$19,429	\$100,000—Twin B Babe (Burnett Blue Chip)
Rock N Roll Heaven	P	3		\$17,447	\$52,000—Amateur Hour (Watercolor Hanover)

New York sires ranked as four of the top 20 sires by average and two of the top 10. Veteran pacing sire Art Major (\$41,022) and newcomer trotter Chapter Seven (\$39,667) were the top ranking New York stallions by average. Pacers American Ideal, who sired the highest priced New York yearling in the sale, and Roll With Joe, a second-crop sire, also made the top 20 list.

The fact that an equal number of pacing and trotting sires appears in the top 10 list of New York stallions demonstrates that both gaits are well represented in New York's stallion barns and there are many options for breeders.

## CONCLUSION

Despite a smaller catalog and condensed auction schedule, the Harrisburg sale declined modestly and did not see the small increase that Lexington did, or the massive increase that the regional sale at Morrisville did. Political concerns about the future of Pennsylvania racing at the time may have driven down prices for those yearlings and fervor over a select few sires may have drawn bidding away from other individuals.

New York yearlings performed well, with 10 selling for \$100,000 and an average similar to the overall average. The sale demonstrated that New York yearlings remain a good investment for both breeders and buyers in this market, likely because the strong New York Sire Stakes program is both stable and dependable with top-dollar purses and exciting stallion offerings that attract top stables and owners.

As in Lexington, offspring by pacer Art Major and trotter Chapter Seven led the way among New York yearlings and drew top prices. The offspring of these stallions garnered strong averages while buyers of New York-breds remaining very committed to the state's historically well producing and proven stallions. These offspring are desired both as racing and breeding stock, so they have a strong upfront and residual value.





# Lexington Selected Yearling Sale

Monday, Oct. 5, Friday, Oct. 9, 2015  
Fasig-Tipton Sales Pavilion in Lexington, KY

Sale Report by Harness Horse Breeders of New York State  
for  
Agriculture and New York State Horse Breeding Development Fund

## OVERVIEW

The Lexington Selected Sale average sale price was up 2.5% over last year and continued to signal a modestly growing market for desired young horses. A total of 642 yearlings were sold over five days for a gross of \$29,021,000 and an average price of \$45,204.

The Lexington Selected Yearling Sale is the first of the two preeminent national yearling sales in the U.S. and its results are significant for New York breeders. This sale contained an increased large number of New York-breds this year at 195, making up nearly a third of the sale. New York-sired yearlings averaged \$45,204, 4.5% below the overall average.

Below is a more detailed analysis of the sale, beginning with day-by-day overviews. Traditionally, the most attractive yearlings, both in pedigree and conformation, are offered at the beginning of the sale. Following this information is more detailed comparative analysis of the sale results.

## DAILY SUMMARIES

### *Day One*

	Number Sold	Average Price	Notes
All Yearlings	98	\$109,531	4.4% increase from last year
NY Yearlings	30	\$96,733	11.7% below average

### *Day Two*

	Number Sold	Average Price	Notes
All Yearlings	154	\$56,045	0.4% decrease from last year
NY Yearlings	51	\$54,333	2.9% below average

### *Day Three*

	Number Sold	Average Price	Notes
All Yearlings	157	\$32,981	0.2% decrease from last year
NY Yearlings	48	\$30,294	8.1% below average

### *Day Four*

	Number Sold	Average Price	Notes
All Yearlings	142	\$21,338	4.3% increase from last year
NY Yearlings	48	\$20,333	4.7% below average

### **Day Five**

	Number Sold	Average Price	Notes
All Yearlings	91	\$16,022	15.1% increase from last year
NY Yearlings	15	\$14,867	7.2% below average

### **Overall**

	Number Sold	Average Price	Notes
All Yearlings	642	\$45,220	2.5% increase from last year
NY Yearlings	195	\$45,204	4.5% below average

After a record-setting opening night last year, the sale again experienced the strongest opening day in its history, boasting a \$109,531 first-day sales average. The first day of the sale saw a record 47 yearlings sell for \$100,000 or more—nearly half of the 98 head sold. A total of 15 of those drawing six figures on the first night were New York eligible, up from 11 last year. The state was proportionally represented with 31% of the yearlings featured first night catalog and 32% of the \$100,000 yearlings. On an evening when trotters brought the top prices, the most expensive pacer was a New York-eligible Art Major filly who brought \$275,000.

The sale experienced a slight increase overall, up 2.5% compared to last year. The first and fourth days saw modest 4% increases, the second and third sessions were virtually the same as last year and the final day of the five-day sale saw a sharp 15% increase. The results on the final day show that buyers are finding higher value in the yearlings traditionally considered on the lower price scale of this select auction.

New York-breds finished with an average just 4.5% below the overall average and it was about \$4,000 below last year's \$47,407 average. New York-bred horses have been outpacing the overall average at this sale for the last several years, so this shift could be attributed to a significant increase in offerings—195 New York horses compared to 140 last year, a 40% growth in numbers. New York-bred yearlings made up 30.4% of the total sale (up from 21.6% last year) and 29% of the total gross.

## **SEX AND GAIT COMPARATIVES**

### **Overall**

Group	Number Sold	Average Price	Top Price	\$100,000+
Pacing Colts	146	\$50,089	\$230,000	20
Pacing Fillies	154	\$37,812	\$275,000	10
Trotting Colts	182	\$49,670	\$350,000	21
Trotting Fillies	160	\$42,844	\$310,000	14
<b>Total</b>	<b>642</b>	<b>\$45,220</b>	<b>\$350,000</b>	<b>65</b>

### **NY Sires**

Group	Number Sold	Average Price	Top Price	\$100,000+
Pacing Colts	42	\$45,714	\$125,000	6
Pacing Fillies	58	\$37,466	\$275,000	4
Trotting Colts	53	\$48,283	\$225,000	6
Trotting Fillies	42	\$42,024	\$160,000	3
<b>Total</b>	<b>195</b>	<b>\$45,204</b>	<b>\$275,000</b>	<b>19</b>



Pacing colts had a slight edge over their trotting counterparts in average price, but trotting colts walked away with more \$100,000 yearlings. However, pacing colts experienced the largest increase in average, moving from the back of the pack at \$37,831 last year to the top at more than \$50,000 this year. This was perhaps influenced by a smaller offering by about 30 individuals in this catalog.

Among the ladies, trotting fillies had a stronger average than pacing fillies, as is typical but was a reversal from last year. The filly category of both gaits experienced significant increases last year over 2013 and that was tempered this year with both decreasing in average slightly.

The number of \$100,000 yearlings was identical to 2014, but the number among New York eligible grew from 15 to 19, an increase of 27%. New York fillies of both gaits tracked closely to the averages of the overall sale, with very little difference. But among the colts, New York-bred trotters turned in the highest New York average at \$48,283 and doubled the number of \$100,000 yearlings from 3 to 6 this year.

## TOP 10 YEARLINGS BY SALE PRICE

### *Overall*

Yearling	Amount	S/G	State	Sire	Dam
Live For Greatness	\$350,000	CT	PA	Cantab Hall	Forever Graceful
Federal Hill	\$350,000	CT	NJ	Muscle Hill	Gala Dream
Julieann B	\$310,000	FT	PA	Cantab Hall	Yankee Blondie
Mountain Of Love	\$280,000	CT	NJ	Muscle Hill	Somebody To Love
Evelix Am	\$275,000	FP	NY	Art Major	Credit Rating
Blue Beach	\$270,000	FP	PA	Somebeachsomewhere	Rainbow Blue
Signal Hill	\$250,000	CT	NJ	Muscle Hill	Special Appeal
Beach Showoff	\$250,000	FP	PA	Somebeachsomewhere	Put On A Show
Dream Together	\$240,000	FT	NJ	Muscle Hill	Danae
Thats All Moni	\$230,000	FT	PA	Cantab Hall	Mom's Millionaire
Hurricane Beach	\$230,000	CP	PA	Somebeachsomewhere	Blazing Yankee

### *Ny Sires*

Yearling	Amount	S/G	State	Sire	Dam
Evelix Am	\$275,000	FP	NY	Art Major	Credit Rating
Seven Stars	\$225,000	CT	NY	Chapter Seven	Starlet Fever
Sheer Assault	\$205,000	CT	NY	Chapter Seven	Sheer Soul
Lima Oh So Sweet	\$160,000	FT	NY	Credit Winner	Oh Sweet Baby
First Class Filly	\$155,000	FT	NY	Credit Winner	Bramalea Hanover
Little Hanover	\$130,000	FP	NY	Art Major	Latte Lady
Olympic Blue Chip	\$130,000	CT	NY	Chapter Seven	Munis Blue Chip
Sunshine Delight	\$125,000	FT	NY	Credit Winner	On The Bright Side
Miso Fast	\$125,000	CP	NY	Roll With Joe	Sakura Hanover
Uffizi	\$120,000	CP	NY	American Ideal	The Art Museum

Art Major's Evelix AM was the top priced NY-eligible yearling at \$275,000 and the highest filly pacer in the entire sale. Otherwise, New Jersey and Pennsylvania eligible dominated the top prices. Among New York-breds, pacing fillies, which sometimes generate softer prices than their colt counterparts, were the top two buys among New York-bred pacers and both by Art Major.

Six of New York's top 10 yearlings were trotters, with Chapter Seven and Credit Winner completely dominating the list. Chapter Seven was the sire of all three colts and Credit Winner the sire of all three fillies, owing to the fact that he is a proven sire with broodmare potential.

While good-looking individuals from first-crop sires often garner high prices and Chapter Seven is a good example, buyers looking at New York eligible continue to be willing to pay top price for already proven stallions. Established New York stallions have not lost any footing for buyers.

## STATE ELIGIBILITY COMPARED

State	Yearlings Sold	Average
NJ	49 Trotters <b>49 Total</b>	\$86,306 Trotters <b>\$86,306 Total</b>
NY	95 Trotters 100 Pacers <b>195 Total</b>	\$45,516 Trotters \$40,930 Pacers <b>\$43,223 Total</b>
PA	171 Trotters 150 Pacers <b>321 Total</b>	\$37,129 Trotters \$50,247 Pacers <b>\$43,223 Total</b>
ON	24 Trotters 29 Pacers <b>53 Total</b>	\$36,583 Trotters \$32,000 Pacers <b>\$34,075 Total</b>
OH	6 Pacers <b>6 Total</b>	\$31,000 Pacers <b>\$31,000 Total</b>
IN	1 Trotters 6 Pacers <b>7 Total</b>	\$16,000 Trotters \$30,500 Pacers <b>\$23,250 Total</b>
KY	1 Trotters 9 Pacers <b>10 Total</b>	\$35,000 Trotters \$23,222 Pacers <b>\$29,111 Total</b>



New York yearlings had a very strong showing at this sale, even though they experienced a slight drop in average compared to last year. In fact, they are second among all state averages, but New Jersey, which was first, sold the offspring of just one stallion, the popular Muscle Hill. So, in terms of an average of multiple sires from a single state, New York actually ranks above all states again this year. Reliable stallions, one new sire this year, and the consistency of a strong Sire Stakes program continues to draw buyers to the New York yearlings.

## SIRE AVERAGES

### *Overall (Top 20 with at least 4 yearlings in sale)*

Sire	Gait	State	No.	Average	Top Price—Yearling (Dam)
Muscle Hill	T	NJ	49	\$86,306	\$350,000—Federal Hill (Gala Dream)
Somebeachsomewhere	P	PA	44	\$85,886	\$270,000—Blue Beach (Rainbow Blue)
Chapter Seven	T	NY	26	\$61,000	\$225,000—Seven Stars (Scarlet Fever)
Cantab Hall	T	PA	48	\$58,229	\$350,000—Live For Greatness (Forever Graceful)
Art Major	P	NY	32	\$55,094	\$275,000—Evelix (Credit Rating)
Credit Winner	T	NY	38	\$51,474	\$160,000—Lima Oh So Sweet (Oh So Sweet)
Kadabra	T	ON	13	\$49,846	\$130,000—Unscripted (Creamy Mimi)
American Ideal	P	NY	26	\$48,769	\$120,000—Uffizi (The Art Museum)
Roll With Joe	P	NY	11	\$47,455	\$125,000—Miso Fast (Sakura Hanover)
Western Ideal	P	PA	9	\$47,000	\$200,000—Major Account (CPA)
Rockroll Hanover	P	PA	14	\$43,643	\$125,000—Stealth Bomber (Artistic Vision)
Bettor's Delight	P	PA	25	\$42,440	\$90,000—Delightful Tale (Mythical)
Donato Hanover	T	PA	26	\$39,769	\$115,000—Sianna Hanover (Simplicity)
Andover Hall	T	PA	10	\$39,500	\$105,000—Ethanol (Athena Miss)
Well Said	P	PA	30	\$39,033	\$140,000—Who Said Not To (Thou Shalt Not)
Shadow Play	P	ON	4	\$35,500	\$45,000—Classic Pro (Kattimon)
Sportswriter	P	ON	11	\$34,273	\$110,000—Southwind General (Gambler's Passion)
Conway Hall	T	NY	12	\$34,250	\$75,000—Heels On Wheels (Go Go Dancer)
Big Jim	P	ON	4	\$34,000	\$65,000—Fulfillyourpurpose (Ty Chi Hanover)
Mach Three	P	ON	6	\$32,500	\$67,000—Tymal Vortex (Major Girl)

### *New York Sires (Top 9 with at least 2 yearlings in sale)*

Sire	Gait	No.	Average	Top Price—Yearling (Dam)
Chapter Seven	T	26	\$61,000	\$225,000—Seven Stars (Scarlet Fever)
Art Major	P	32	\$55,094	\$275,000—Evelix (Credit Rating)
Credit Winner	T	38	\$51,474	\$160,000—Lima Oh So Sweet (Oh So Sweet)
American Ideal	P	26	\$48,769	\$120,000—Uffizi (The Art Museum)
Roll With Joe	P	11	\$47,455	\$125,000—Miso Fast (Sakura Hanover)
Conway Hall	T	12	\$34,250	\$75,000—Heels On Wheels (Go Go Dancer)
Deweycheatumnhowe	T	14	\$19,571	\$40,000—Annapolis Hall (Arabella Hall)
RC Royalty	T	3	\$19,333	\$30,000—Royal On The Rocks (Lady Donato)
Rock N Roll Heaven	P	29	\$17,241	\$50,000—Rockinsangria (Song In A Major)



New York sires ranked as six of the top 20 by average—that's 30%. The only first-crop sire in the sale, New York's Chapter Seven, was warmly welcomed by bidders and had the third highest average at \$61,000. New York's other young stallion—pacer Roll With Joe, offering his second crop—was among the top ten by average. Proven stallion Art Major led New York pacers with a \$55,094 average. The other New York stallions that made the top 20 overall have been dependable for breeders for many years and included pacer American Ideal and trotters Credit Winner and Conway Hall. There were only nine New York stallions who offered more than one yearlings for sale.

## CONCLUSION

New York bred yearlings performed well at the Lexington sale again this year, ranking at the top of the state averages. New York had the second largest number of yearlings available, behind Pennsylvania, and also represented a significant increase in numbers over last year. The sale continued to demonstrate that New York yearlings remain very desirable as proven sires and a first-time stallion were sought after by buyers. A strong sire stakes program and desirable stallions were necessary for yearlings to sell well.

New York trotters continue the trend in Lexington of garnering slightly higher prices than pacers, though yearlings of both gaits drew prices well over \$200,000. The Lexington sale is a key indicator for the Harrisburg sale in early November, which is the largest forum for New York yearlings this year, with 259 New York-breds cataloged.





# Morrisville Fall Yearling Sale

## Sunday, Sept. 20, 2015

### Morrisville, NY

Sale Report by Harness Horse Breeders of New York State  
for  
Agriculture and New York State Horse Breeding Development Fund

## OVERVIEW

The Morrisville Fall Yearling Sale was exceptionally strong, with a remarkable 45% increase in average over last year and a 36% increase for New York-eligibles. This sale typically catalogs mostly New York-bred yearlings and that was the case again this year, with 58 of the 62 individuals sold eligible in the state.

The catalog size was trimmed significantly this year with the new sale in Goshen providing venue competition. In spite of this, the catalog attracted strong bloodlines and strong buyers' interest to drive the sale average well over past years. Bidding was very active, but the top price of \$55,000 for a trotting filly was short of last year's top \$85,000 price.

Below is a more detailed analysis of the sale and comparison to last year.

## SALE SUMMARY

	2014			2015			
	Number Sold	Average Price	Gross	Number Sold	Average Price	Gross	Notes
All Yearlings	130	\$10,715	\$1,392,900	62	\$15,540	\$963,500	45% increase in average over 2014
NY Yearlings	113	\$11,667	\$1,306,700	58	\$15,888	\$921,500	36% increase in average over 2014

Although the sale had about half the offerings of 2014, breeders continued to support this sale with quality horses and bidders showed up to push the overall sale average up a whopping 45%. New York-breds alone increased 36%, to garner over \$4,000 more per yearling on average than last year. This year's sale marked the third straight year that the average has increased, demonstrating that Morrisville continues to be a key sales venue for New York-bred horses.

New York-bred yearlings made up 93.5% of the total catalog and 95.6% of the total gross sales. The 4 non-NY-bred yearlings averaged just \$10,500, demonstrating a much greater value for those yearlings nominated to the New York program.

As the economy continues to recover, the two in-state sales—Goshen and Morrisville—offer an early look at what could be a buoyed market driven by continued demand for NY-bred yearlings.

## SEX AND GAIT COMPARATIVES

### *NY Sires*

Group	Number Sold	Average Price	Top Price	\$10,000+
Pacing Colts	6	\$8,667	\$13,000	2
Pacing Fillies	6	\$10,917	\$24,000	3
Trotting Colts	20	\$17,525	\$40,000	15
Trotting Fillies	26	\$17,442	\$55,000	16
<b>Total</b>	<b>58</b>	<b>\$15,888</b>	<b>\$55,000</b>	<b>36</b>

The trotting sector led the sale again and brought 86% of the prices at or above \$10,000, while representing 79% of the yearlings. Although a trotting filly brought the top price of \$55,000 and the largest number of yearlings selling for more than \$10,000, trotting colts had the strongest overall average at \$17,525. More than 60% of the trotting fillies cataloged sold for \$10,000 or more. A full three-quarters of the trotting colts in the catalog sold for \$10,000 or more.

The pacing yearlings represented a much smaller component than in recent years. Against the norm, pacing fillies showed a higher average than the colts, with six selling for an average of nearly \$11,000. These numbers were buoyed by a \$24,000 Rock In Roll Heaven filly.

## TOP 10 YEARLINGS BY SALE PRICE

Yearling	Amount	G/S	State	Sire	Dam
Royal Pinot	\$55,000	TF	NY	RC Royalty	Graduation Party
Texican	\$40,000	TC	NY	Cash Hall	Hot Chili Girl
Consigliori	\$32,000	TC	NY	Conway Hall	Dreams Are Free
Round of Applause	\$32,000	TF	NY	Conway Hall	Bravissima
Buoyance Control	\$30,000	TC	NY	Conway Hall	Comeupforair
Royal Secret	\$30,000	TC	NY	RC Royalty	CJ's Top Secret
First Tribute	\$29,000	TF	NY	Chapter Seven	Sweetie's Secret
Spark of Royalty	\$28,000	TF	NY	RC Royalty	Sparkling Cider
Royal Tequila	\$27,000	TF	NY	RC Royalty	Thebandfromboston
Sake	\$26,000	TC	NY	RC Royalty	Yessir Thatsmybaby

New York-bred trotting yearlings completely dominated the top ten prices at this sale. Among the top-priced trotters, four different stallions are represented, demonstrating that buyers are interested in the depth of the sire lines available in New York. While new blood was appreciated in the \$29,000 First Tribute filly by first-crop sire Chapter Seven, the veteran trotting sires continued to draw buyers. RC Royalty, offering his sixth crop in the state where he was a Sire Stakes champion, had five of the top ten yearlings. Conway Hall, offering his 15th crop, continues to attract strong bidding and had three of the priciest yearlings.



## SIRE AVERAGES

### *New York Sires (at least 2 yearlings)*

Sire	Gait	No.	Average	Top Price—Yearling (Dam)
Chapter Seven	T	3	\$24,667	\$29,000---First Tribute (Sweetie's Secret)
Conway Hall	T	5	\$24,200	\$32,000---Consigliori (Dreams Are Free)
RC Royalty	T	21	\$18,190	\$55,000---Royal Pinot (Graduation Party)
Cash Hall	T	6	\$16,167	\$40,000---Texican (Hot Chili Girl)
Rock N Roll Heaven	P	2	\$15,500	\$24,000---Planet Rock (Villa Hanover)
Archangel	T	2	\$13,500	\$20,000---Angel Of Thieves (Identity Theft)
American Ideal	P	3	\$11,333	\$13,000---American Schnapps (Peaches And Cream)
Deweycheatumnhowe	T	8	\$11,250	\$15,000---Socks Will Dew (Socksy's Sister)
Roll With Joe	P	3	\$9,500	\$11,000---Really Joe (Real Appeal)
Lislea	P	2	\$5,500	\$7,000---Subtly Vicious (Cirque)

Trotting stallions dominated this sale, with Chapter Seven's first crop garnering the highest average at more than \$24,000 and seasoned sire Conway Hall very close behind. RC Royalty, another trotter who himself was a New York-bred, had the largest offering of yearlings; his 21 sons and daughters earned an \$18,190 average. RC Royalty's sale topper, the \$55,000 filly Royal Pinot, already has a full brother who earned more than \$159,000. Trotter Cash Hall rounded out the run of top four trotting stallions with a \$16,000 average.

Rock N Roll Heaven, whose third crop was on the block, was the only pacer to break the top five stallions by average, with his pair of yearlings averaging \$15,500. Veteran pacer American Ideal also has an average over \$11,000.

First-crop stallion Archangel's two yearlings were welcomed by buyers, who paid a \$13,500 average to take them home. The Yonkers Trot champion and winner of more than \$1.1 million had the sixth highest average at the sale.

## CONCLUSION

The Morrisville Sale has traditionally been the first significant event each year to gauge how New York yearlings will sell before the larger select yearling sales in the fall, but this year it had to share this ability to gauge the temperature of buyers with the new Goshen Yearling Sale. The two sales seemed to both attract plenty of buyers interested in New York-eligible horses. An average that continues to climb year after year at this sale certainly provided a positive sign for breeders heading into the select sales later in the fall.

The trotting sector continues to be markedly stronger than the pacing sector in this sale, in part because there are so many more trotting offerings. An encouraging 62% of horses sold for \$10,000 or more. These types of prices, along with a growing average, signals a continuing good market for New York breeders at this venue even though the sale landscape is changing.





# Advertising & Promotion

*In 2015, the Agriculture and New York State Horse Breeding Development Fund continued the very successful online ad campaign developed to promote New York Bred horses and their triumphs.*

*The ads focus solely on NY-bred horses and their successes on the track and in the breeding sheds at state, national and international levels.*

*Promotional items were also distributed to racetrack attendees on nights that New York Sire Stakes were held.*

*Information about the Agriculture and New York State Horse Breeding Development Fund and the New York Sire Stakes breeding and racing program was also made available.*

## 15 MILLION Reasons to Breed in New York!

Sire Stakes season is right around the corner, kicking off May 11. And once again, over \$15 million will be up for grabs for New York bred.



*Gural Hanover led all NY Sire Stakes earners last year, bankrolling \$378,788.*



For more information contact:  
Agriculture and New York State Horse Breeding Development Fund  
One Broadway Center, Suite 602 | Schenectady, NY 12305  
518-785-5858 | [www.nysirestakes.com](http://www.nysirestakes.com)

## Cold Night, Hot New York Bred!



photo: New Image Media

It was 5° F Thursday night at Woodbine, but the appropriately named New York bred *Nippy W Hanover* (American Ideal) won for the fourth time in her last six starts when capturing Thursday's \$41,200 Miss Vera Bars. Hey, it's going to take more than 5° to stop our white hot breeding program!



For more information contact:  
Agriculture and New York State Horse Breeding Development Fund  
One Broadway Center, Suite 602 | Schenectady, NY 12305  
518-785-5858 | [www.nysirestakes.com](http://www.nysirestakes.com)

The progeny of New York eligible stallions will compete for an estimated \$15 million in purses in 2015.

Talk about the *land of opportunity!*

(Click here for a complete list of stallions.)



For more information contact:  
Agriculture and New York State Horse Breeding Development Fund  
One Broadway Center, Suite 602 | Schenectady, NY 12305  
518-785-5858 | [www.nysirestakes.com](http://www.nysirestakes.com)



# 2015 New York Sire Stakes Leaderboards

## The New York Sire Stakes

*The most competitive division with the most talented New York-bred 2 and 3-year old horses vying for enhanced purses at pari-mutuel tracks statewide.*

*The State Fair races have been incorporated into the NYSS with featured meets held at Tioga Downs, Vernon Downs and Goshen Historic Track.*

## The Excelsior Series

*"A" and "B" divisions are designed for late blooming 2 and 3-year old horses. This slightly less competitive series gives owners, drivers, and trainers the opportunity to race their developing horses while earning money.*

## The County and Town Fair circuit

*Long been the "grassroots" start for future stars in harness racing. Owners, trainers and drivers all get their start on the fair circuit. This is also where owners can get close to and work with their animals. New York County Fair races have fulfilled their promise as a starting place for new owners as many progress on to racing at the pari-mutuel racetracks.*



## Top Earning NYSS 3-Year-Old Trotters

### NYSS -- 3-Year-Old Trotting Colts

HORSE	SIRE	STARTS	1-2-3-4-5	NYSS EARNINGS	2015 EARNINGS
Wings of Royalty	RC Royalty	8	2-5-1-0-0	\$181,224	\$275,473
<b>Habitat</b>	<b>Conway Hall</b>	4	3-0-0-0-0	<b>\$158,375</b>	<b>\$682,934</b>
Buen Camino	Cash Hall	7	3-2-0-2-0	\$156,885	\$221,683
Royal Deceptor	RC Royalty	8	3-1-1-1-0	\$125,214	\$137,163
Crazy Wow	Crazed	4	3-0-0-1-0	\$90,798	\$770,837
Maestro Blue Chip	Credit Winner	9	1-2-1-3-0	\$82,913	\$85,761
Mythology Bluechip	Crazed	7	0-2-3-0-1	\$80,935	\$111,280
Workout Wonder	Conway Hall	6	2-0-0-0-1	\$67,235	\$130,160
Apostles Creed	Credit Winner	7	0-2-3-1-0	\$62,480	\$109,580
Fashion Creditor	Credit Winner	6	2-0-0-0-1	\$58,881	\$136,380
Military Blue	Lucky Chucky	7	1-1-1-0-2	\$51,362	\$82,837
Home N Dry	Credit Winner	4	0-2-1-1-0	\$46,891	\$58,588
The Physician	Credit Winner	4	1-0-1-1-1	\$39,967	\$42,967
Royal Lad	RC Royalty	8	0-1-1-1-2	\$34,657	\$34,711
Gabe The Bear Dean	Lucky Chucky	9	0-0-3-1-1	\$29,303	\$59,105
Mambo Blue Chip	Lucky Chucky	4	0-0-0-2-2	\$17,684	\$20,128
Tidquist	Conway Hall	4	0-1-0-1-0	\$13,522	\$29,214
Insomniac	Crazed	3	0-0-1-0-1	\$9,560	\$17,360
Gone Viral	Crazed	1	0-0-0-0-0	\$8,600	\$11,000
Royal Becca J	RC Royalty	3	0-0-1-1-0	\$7,984	\$25,059

### NYSS -- 3-Year-Old Trotting Fillies

HORSE	SIRE	STARTS	1-2-3-4-5	NYSS EARNINGS	2015 EARNINGS
<b>Jewels In Hock</b>	<b>Credit Winner</b>	8	6-2-0-0-0	<b>\$293,553</b>	<b>\$353,996</b>
Barn Doll	Conway Hall	9	6-3-0-0-0	\$267,728	\$409,113
Lady Winona	Credit Winner	7	1-4-1-0-0	\$129,046	\$244,529
Barn Girl	Cash Hall	4	1-1-1-1-0	\$71,234	\$131,293
Northern Obsession	Conway Hall	7	0-2-1-3-0	\$65,979	\$122,598
Frou Frou	Conway Hall	8	0-2-2-2-0	\$52,084	\$68,743
Concentration	Conway Hall	9	1-1-0-2-2	\$52,074	\$92,698
Waiting Room	Credit Winner	8	0-2-2-0-0	\$47,976	\$59,226
My Lucky Word	Lucky Chucky	7	1-1-1-0-0	\$40,106	\$63,356
Lindy Land	Crazed	5	1-0-1-0-1	\$38,395	\$48,445
Stirling Debutant	Credit Winner	9	0-1-1-0-4	\$31,877	\$43,047
Summer Scent	Malabar Man	9	0-0-1-1-6	\$29,447	\$45,825
Zanna Blu	RC Royalty	8	0-1-2-0-0	\$27,471	\$31,221
Katniss	Credit Winner	1	1-0-0-0-0	\$27,062	\$65,953
Magic City	Conway Hall	4	1-0-0-1-1	\$27,010	\$35,702
Summers Windsong	RC Royalty	9	0-0-2-1-2	\$25,941	\$53,037
Shaqline	Credit Winner	3	1-0-1-0-0	\$25,606	\$26,356
Lock Down Lindy	Lucky Chucky	1	1-0-0-0-0	\$20,650	\$120,484
Nunkeri	Lucky Chucky	6	0-0-1-1-2	\$19,101	\$38,681
Hollywood Jess	Conway Hall	6	0-0-0-3-1	\$14,699	\$50,268

\*Horses in bold were the champions in their division

earnings to 11/24/15



## Top Earning NYSS 3-Year-Old Pacers

### NYSS -- 3-Year-Old Pacing Colts

HORSE	SIRE	STARTS	1-2-3-4-5	NYSS EARNINGS	2015 EARNINGS
<b>Betting Exchange</b>	<b>Bettor's Delight</b>	<b>6</b>	<b>3-1-1-0-0</b>	<b>\$201,437</b>	<b>\$430,975</b>
Artistic Major	Art Major	8	3-3-1-0-1	\$149,284	\$256,333
Americanprimetime	American Ideal	9	2-2-3-0-0	\$135,575	\$141,199
Rockin In Heaven	Rock N Roll Heaven	6	2-2-0-1-0	\$111,987	\$348,843
National Seelster	Bettor's Delight	5	4-0-1-0-0	\$101,637	\$203,402
A Bettor Hat	Bettor's Delight	8	2-1-0-4-0	\$82,484	\$139,732
K-Rock	Rock N Roll Heaven	8	1-4-1-1-0	\$71,607	\$132,605
Penji Hanover	Art Major	5	1-2-0-0-1	\$61,630	\$130,522
Soto	Rock N Roll Heaven	8	0-3-2-1-1	\$58,195	\$81,243
J Eagle Feather	Bettor's Delight	6	2-1-0-2-1	\$54,043	\$60,311
My Spirit Soars	Bettor's Delight	6	2-1-1-0-1	\$51,293	\$80,154
Sicily	Art Major	8	1-1-2-1-1	\$41,708	\$66,212
Cartoon Daddy	Art Major	8	1-0-1-2-2	\$34,394	\$39,843
Arque Hanover	Rock N Roll Heaven	3	0-1-1-0-1	\$28,268	\$164,132
Lone Survivor	Art Major	5	1-0-1-0-1	\$25,114	\$26,364
Southwind Masimo	Bettor's Delight	8	0-1-1-1-2	\$22,221	\$33,795
Oneisalonelynumber	Bettor's Delight	6	0-1-1-0-2	\$17,973	\$45,097
K Ryan Bluechip	Art Major	3	0-1-0-0-1	\$16,709	\$53,169
In The Arsenal	American Ideal	1	1-0-0-0-0	\$15,525	\$533,967
Freedomformysoul	If I Can Dream	6	0-0-2-2-0	\$13,128	\$25,308

### NYSS -- 3-Year-Old Pacing Fillies

HORSE	SIRE	STARTS	1-2-3-4-5	NYSS EARNINGS	2015 EARNINGS
<b>Band Of Angels</b>	<b>Rock N Roll Heaven</b>	<b>8</b>	<b>4-1-2-1-0</b>	<b>\$206,569</b>	<b>\$301,042</b>
Mosquito Blue Chip	Bettor's Delight	9	3-1-2-1-1	\$117,336	\$270,960
Devil Child	American Ideal	9	1-3-1-0-0	\$105,929	\$187,590
Bettorhaveanother	Bettor's Delight	9	3-2-0-2-1	\$87,597	\$108,876
Moremercy Bluechip	Rock N Roll Heaven	5	2-1-0-1-0	\$75,637	\$117,043
Rock Me Gently	Rock N Roll Heaven	9	2-0-0-3-3	\$69,348	\$148,387
Bettor N Better	Bettor's Delight	8	2-0-2-1-1	\$62,347	\$121,204
Luck Be A Lindy	Bettor's Delight	8	1-1-2-2-1	\$59,190	\$106,640
Bedroomconfessions	American Ideal	5	1-2-0-0-1	\$52,946	\$241,144
Not Before Eight	Bettor's Delight	6	1-1-2-1-1	\$51,216	\$86,215
Sassa Hanover	Rock N Roll Heaven	2	1-0-0-0-0	\$42,787	\$424,720
Nippy W Hanover	American Ideal	5	0-3-1-0-0	\$42,491	\$85,007
Pop The Tags	Bettor's Delight	6	1-0-2-1-2	\$40,360	\$75,790
Heart Major	Art Major	8	0-2-1-2-2	\$36,832	\$55,301
Bettor Be Steppin	Bettor's Delight	2	2-0-0-0-0	\$30,450	\$460,437
Allthatjazz De Vie	American Ideal	9	0-2-0-2-2	\$30,010	\$48,609
Bossers Joy	Art Major	9	0-1-1-1-4	\$27,389	\$75,383
Gweneeee J	American Ideal	7	0-1-1-1-0	\$24,182	\$64,307
Divine Caroline	Rock N Roll Heaven	4	0-0-4-0-0	\$20,610	\$576,332
Hipnumberone	American Ideal	8	0-2-0-0-1	\$20,494	\$99,183

\*Horses in bold were the champions in their division

earnings to 11/24/15

## Top Earning NYSS 2-Year-Old Trotters

### NYSS -- 2-Year-Old Trotting Colts

HORSE	SIRE	STARTS	1-2-3-4-5	NYSS EARNINGS	2015 EARNINGS
<b>Allerage Echo</b>	<b>Conway Hall</b>	9	5-2-0-1-1	\$261,939	\$261,939
Dayson	Conway Hall	8	7-0-0-0-0	\$182,612	\$182,612
Reve Royale	RC Royalty	7	3-1-2-0-1	\$116,919	\$121,919
Smalltownthrowdown	Cash Hall	8	0-4-2-1-0	\$107,476	\$121,965
<b>Dog Gone Lucky</b>	<b>Lucky Chucky</b>	7	2-1-2-1-1	\$96,794	\$117,593
Crown Point	Crazed	8	1-1-0-1-5	\$65,841	\$65,841
Southern Palms	RC Royalty	6	1-2-0-2-0	\$56,404	\$63,888
Cupid	Conway Hall	8	0-3-2-2-0	\$55,517	\$55,517
Master Class	Credit Winner	7	1-1-2-1-0	\$53,640	\$53,640
Chargin Cadet	Conway Hall	9	0-2-3-1-2	\$51,889	\$51,889
Credevie	Credit Winner	7	1-1-1-1-1	\$43,511	\$43,511
Royal Bachelor	RC Royalty	6	0-1-2-0-1	\$28,645	\$36,864
Andrew Goldstein	RC Royalty	2	1-1-0-0-0	\$27,817	\$27,817
Rose Run Ransom	Crazed	5	0-1-1-1-0	\$19,888	\$19,888
Gremlin Wilson	Sand Vic	5	0-0-1-2-2	\$17,176	\$34,724
A Jersey Contract	Lucky Chucky	6	0-0-0-2-2	\$11,902	\$16,651
<b>Gotalottacredit</b>	<b>Credit Winner</b>	3	0-1-0-0-1	\$11,267	\$11,267
Neymar	Conway Hall	5	0-0-1-0-1	\$8,675	\$10,805
Dante	Credit Winner	2	0-0-1-0-1	\$7,282	\$7,282
Uncle Dan	Conway Hall	3	0-0-0-1-0	\$5,150	\$15,650

### NYSS -- 2-Year-Old Trotting Fillies

HORSE	SIRE	STARTS	1-2-3-4-5	NYSS EARNINGS	2015 EARNINGS
<b>Non Stick</b>	<b>Lucky Chucky</b>	5	5-0-0-0-0	\$178,948	\$185,448
Goosebump Hanover	RC Royalty	9	4-2-1-0-1	\$115,859	\$115,859
<b>Dizzy Broad</b>	<b>Broad Bahn</b>	8	5-1-0-1-1	\$115,360	\$115,360
Posterity	Lucky Chucky	8	5-2-0-0-1	\$99,297	\$99,297
Dazzling Dollars	Cash Hall	8	1-3-1-2-1	\$99,077	\$99,077
Royal Surprise	RC Royalty	9	1-1-4-2-1	\$58,262	\$58,262
<b>Pampered Winner</b>	<b>Credit Winner</b>	7	2-1-0-2-0	\$52,765	\$52,765
Love Crazy Love	Crazed	9	1-2-2-3-0	\$49,714	\$50,537
<b>Credit To Thelimit</b>	<b>Credit Winner</b>	9	1-2-3-1-1	\$45,504	\$45,504
I Will Take Credit	Credit Winner	9	1-1-3-3-0	\$44,545	\$47,362
Lima Playtime	Credit Winner	8	2-1-1-0-0	\$41,621	\$41,621
Franniegetyourgun	Lucky Chucky	6	1-0-4-0-1	\$37,660	\$54,783
<b>Dolly Drama PV</b>	<b>Lucky Chucky</b>	8	1-1-1-2-2	\$33,459	\$33,459
Go Mary Go	RC Royalty	8	2-0-1-0-2	\$32,439	\$32,439
<b>Swinging Royalty</b>	<b>RC Royalty</b>	8	1-2-0-1-2	\$31,743	\$32,241
Royal Right	RC Royalty	9	0-1-3-1-2	\$26,287	\$59,835
Wendy's Girl	Lucky Chucky	7	0-1-1-3-0	\$23,240	\$29,239
American Gal K	Conway Hall	9	0-2-0-0-3	\$22,442	\$23,880
<b>Lindylicious</b>	<b>Credit Winner</b>	5	0-2-0-0-3	\$20,081	\$39,129
Lucky Kristen	Lucky Chucky	6	0-2-1-1-0	\$19,379	\$24,303

\*Horses in bold were the champions in their division

earnings to 11/24/15



## Top Earning NYSS 2-Year-Old Pacers

### NYSS -- 2-Year-Old Pacing Colts

HORSE	SIRE	STARTS	1-2-3-4-5	NYSS EARNINGS	2015 EARNINGS
<b>Travel Playlist</b>	<b>Art Major</b>	<b>5</b>	<b>5-0-0-0-0</b>	<b>\$234,695</b>	<b>\$252,569</b>
Joe Larry N Curly	Roll With Joe	8	2-2-0-0-0	\$171,781	\$171,781
Autotune Hanover	Art Major	7	3-0-1-2-0	\$140,731	\$197,480
Fine Diamond	Rock N Roll Heaven	9	0-3-5-0-0	\$125,207	\$145,114
Red Roll	Roll With Joe	9	1-3-1-2-0	\$86,560	\$86,560
Skip Jive	Rock N Roll Heaven	8	2-1-1-0-1	\$66,756	\$67,823
Endeavor	American Ideal	6	0-2-2-2-0	\$65,440	\$77,063
Carlos Danger	American Ideal	8	0-2-1-1-3	\$50,795	\$50,795
Fast N Victorious	Art Major	6	1-1-0-1-1	\$44,497	\$44,497
Beaches De Vie	Art Major	7	0-1-1-2-3	\$39,170	\$39,170
Cenovis	American Ideal	8	0-1-0-2-3	\$37,549	\$46,636
Roll With Fred	Roll With Joe	6	1-1-0-0-1	\$31,075	\$31,674
Talk Show	Art Major	2	1-0-1-0-0	\$25,293	\$91,986
Acting Out	Art Major	3	0-1-0-0-0	\$18,428	\$47,678
Redneck Rally	American Ideal	5	0-0-1-1-0	\$12,677	\$32,775
Bottom Deals	American Ideal	2	0-1-0-0-1	\$12,092	\$25,017
Brigadoon	American Ideal	2	0-0-2-0-0	\$10,928	\$19,846
Beast Mode	Rock N Roll Heaven	3	0-0-1-0-0	\$8,845	\$8,845
HudsonandBernard	Roll With Joe	2	0-0-1-1-0	\$7,397	\$21,397
Joes On A Roll	Roll With Joe	5	0-0-1-0-0	\$6,420	\$6,420

### NYSS -- 2-Year-Old Pacing Fillies

HORSE	SIRE	STARTS	1-2-3-4-5	NYSS EARNINGS	2015 EARNINGS
<b>Dime A Dance</b>	<b>Roll With Joe</b>	<b>9</b>	<b>4-2-2-0-0</b>	<b>\$214,016</b>	<b>\$219,989</b>
Soft Idea	American Ideal	8	5-1-2-0-0	\$155,462	\$206,783
Time On My Hands	American Ideal	7	3-3-0-0-1	\$146,619	\$148,617
No Clouds Blue Chip	Roll With Joe	9	3-2-2-1-1	\$122,724	\$122,724
American Ivy	American Ideal	8	1-4-2-0-0	\$82,992	\$89,490
Vino And Formaggio	Art Major	9	2-3-1-0-1	\$78,855	\$85,854
Encore Deo	Rock N Roll Heaven	9	2-0-0-2-2	\$57,079	\$63,558
Mother Of Art	Art Major	9	0-3-0-2-2	\$55,043	\$84,256
Killing Em Softly	American Ideal	6	1-1-1-1-0	\$45,595	\$53,093
Gotmyredressonit	Roll With Joe	2	2-0-0-0-0	\$43,653	\$43,653
Art Critic	Art Major	7	0-1-4-0-2	\$41,206	\$44,953
Wishy Washy Girl	Roll With Joe	8	0-2-0-3-2	\$37,716	\$37,716
Rockin Date	Art Major	8	0-1-1-4-0	\$29,291	\$29,291
Angels Rockn Pink	Rock N Roll Heaven	6	0-0-3-0-2	\$22,238	\$25,915
Penpal	American Ideal	4	0-0-2-1-0	\$14,272	\$29,649
Ghost Runner	Art Major	4	0-0-0-2-1	\$9,378	\$9,378
Family Roll Call	Roll With Joe	4	0-0-0-2-0	\$7,975	\$21,174
Ideal Fantasy	American Ideal	4	0-0-0-1-2	\$7,110	\$9,149
Another Look	Art Major	3	0-0-1-0-1	\$6,880	\$9,807
Play Again	Roll With Joe	3	0-0-1-0-1	\$6,132	\$27,731

\*Horses in bold were the champions in their division

earnings to 11/24/15

## Top Earning Excelsior 3-Year-Olds

### Excelsior -- 3-Year-Old Trotting Colts

HORSE	SIRE	STARTS	1-2-3-4-5	EX EARNINGS	2015 EARNINGS
Crazshana	Crazed	7	5-1-0-0-1	\$49,500	\$55,926
<b>Andy Ray</b>	<b>Crazed</b>	<b>9</b>	<b>2-3-1-0-2</b>	<b>\$46,425</b>	<b>\$109,562</b>
Hollywoods Thatway	Conway Hall	7	2-1-1-1-0	\$27,225	\$44,531
Azucar	Crazed	9	2-1-3-0-1	\$24,849	\$47,011
Eskimo Joe	Credit Winner	8	1-3-1-0-1	\$24,675	\$49,253
Royal Status	RC Royalty	9	2-1-1-0-0	\$22,425	\$45,645
Bavaro	Credit Winner	9	2-0-1-1-1	\$20,625	\$25,368
Stoneham	Lucky Chucky	8	2-0-0-1-3	\$20,325	\$29,159
Jericho	Credit Winner	8	2-3-0-1-1	\$19,475	\$40,450
Commentary	Conway Hall	4	2-1-0-0-0	\$18,750	\$30,136

### Excelsior -- 3-Year-Old Trotting Fillies

HORSE	SIRE	STARTS	1-2-3-4-5	EX EARNINGS	2015 EARNINGS
Miss B'ville J	RC Royalty	9	3-4-2-0-0	\$48,600	\$49,525
Wanna Get Lucky	Lucky Chucky	10	3-2-4-0-1	\$41,550	\$70,467
<b>Barn Girl</b>	<b>Cash Hall</b>	<b>5</b>	<b>3-0-2-0-0</b>	<b>\$41,100</b>	<b>\$131,293</b>
High Rise	Conway Hall	9	5-0-1-1-1	\$40,950	\$62,027
Country Chic	Conway Hall	9	3-0-1-1-2	\$27,000	\$34,718
Cherry Crown Jewel	RC Royalty	10	1-2-2-3-0	\$21,900	\$33,477
Kinda Naughty	Conway Hall	8	5-1-0-0-1	\$21,150	\$40,185
Pig Hunt	Conway Hall	8	1-2-1-1-1	\$20,250	\$27,842
Henni	Credit Winner	7	0-3-2-2-0	\$17,250	\$37,657
She's Uncorked	Sand Vic	9	0-2-0-2-3	\$14,550	\$21,100

### Excelsior -- 3-Year-Old Pacing Colts

HORSE	SIRE	STARTS	1-2-3-4-5	EX EARNINGS	2015 EARNINGS
<b>Masterson</b>	<b>Bettor's Delight</b>	<b>6</b>	<b>5-1-0-0-0</b>	<b>\$56,250</b>	<b>\$67,135</b>
Rose Run Quest	I I Can Dream	10	3-3-2-1-0	\$38,550	\$64,260
Gold Coast Muscle	Art Major	7	2-3-1-1-0	\$31,650	\$51,870
Brickman	Art Major	8	3-2-0-0-2	\$31,500	\$49,590
JK Allnitelong	Bettor's Delight	9	2-2-3-1-1	\$31,350	\$54,980
Major Camby	Art Major	6	3-0-1-1-0	\$25,500	\$32,878
Time Out I'm Tired	Artiscape	9	1-2-3-1-0	\$21,600	\$31,960
Pop Icon	Bettor's Delight	10	2-1-0-2-2	\$22,650	\$29,189
Nobettorplacetobe	Bettor's Delight	6	2-0-2-0-1	\$22,950	\$51,186
Coaster	Rock N Roll Heaven	7	1-3-0-0-0	\$26,250	\$66,819

### Excelsior -- 3-Year-Old Pacing Fillies

HORSE	SIRE	STARTS	1-2-3-4-5	EX EARNINGS	2015 EARNINGS
<b>Hey Kobe</b>	<b>Bettor's Delight</b>	<b>9</b>	<b>4-1-1-1-2</b>	<b>\$53,250</b>	<b>\$83,431</b>
Jag Out	American Ideal	9	5-1-2-1-0	\$48,450	\$70,871
B Stern	Bettor's Delight	7	3-1-2-0-1	\$38,100	\$67,552
Yes You Can	If I Can Dream	9	2-2-3-0-0	\$27,900	\$59,923
Town Tempress	Artiscape	9	0-5-2-0-1	\$24,600	\$43,782
Vraka Hanover	Art Major	7	2-2-1-1-1	\$17,950	\$29,021
Kelli Rachelle	Bettor's Delight	5	2-0-1-0-0	\$16,800	\$41,215
Hot Lemonade	Rock N Roll Heaven	9	1-1-2-1-1	\$16,800	\$24,585
Sawyer	Art Major	7	1-0-2-1-1	\$16,650	\$53,565
Sweet Bobbie	Art Major	7	2-0-1-1-0	\$15,450	\$39,880

\*Horses in bold were the champions in their division — earnings to 11/24/15



## Top Earning Excelsior 2-Year-Old Trotters

### Excelsior -- 2-Year-Old Trotting Colts

HORSE	SIRE	STARTS	1-2-3-4-5	EX EARNINGS	2015 EARNINGS
<b>Boxall</b>	<b>Credit Winner</b>	<b>9</b>	<b>2-1-2-2-1</b>	<b>\$42,000</b>	<b>\$42,000</b>
Omaha Set Hut	Credit Winner	8	3-2-0-2-1	\$40,650	\$40,650
Nono Lindy	Crazed	8	3-2-2-1-0	\$38,400	\$41,212
Cashuz	Cash Hall	7	3-1-0-1-1	\$32,850	\$32,850
Radical Way	Conway Hall	9	3-2-2-1-0	\$22,400	\$23,684
HZ Royalty	RC Royalty	7	1-3-2-0-0	\$22,350	\$26,475
Do What You Dream	Conway Hall	7	1-2-0-2-1	\$18,150	\$48,242
Gremlin Wilson	Sand Vic	4	2-0-1-0-1	\$17,550	\$34,724
Screaming Conway	Conway Hall	8	1-1-0-0-4	\$15,750	\$15,750
Reasinforpleasin	Conway Hall	5	2-2-0-0-1	\$14,850	\$17,950

### Excelsior -- 2-Year-Old Trotting Fillies

HORSE	SIRE	STARTS	1-2-3-4-5	EX EARNINGS	2015 EARNINGS
Fad Finance	Credit Winner	8	4-2-0-1-1	\$46,950	\$46,950
<b>Outsidecourt</b>	<b>Conway Court</b>	<b>8</b>	<b>3-2-2-1-1</b>	<b>\$46,800</b>	<b>\$46,800</b>
Barn Diva	Conway Hall	9	3-1-1-0-1	\$28,800	\$30,250
Over Joyed	Conway Hall	9	0-4-3-2-0	\$26,400	\$43,169
Take The Cash	Cash Hall	9	2-2-1-0-2	\$25,800	\$29,221
Royal Apple	RC Royalty	6	2-1-1-0-1	\$21,300	\$30,546
LTs Sandie	Conway Hall	5	1-2-0-2-0	\$19,800	\$28,420
Quick Emotion	Credit Winner	7	1-2-2-0-1	\$19,350	\$21,966
Lindylicious	Credit Winner	4	2-0-1-0-1	\$19,050	\$39,129
Straight A Student	Credit Winner	4	1-2-0-1-0	\$16,200	\$20,790

### Excelsior -- 2-Year-Old Pacing Colts

HORSE	SIRE	STARTS	1-2-3-4-5	EX EARNINGS	2015 EARNINGS
White Rolls	Roll With Joe	9	3-3-2-0-0	\$44,850	\$44,850
<b>Artmagic</b>	<b>Art Major</b>	<b>5</b>	<b>2-2-0-1-0</b>	<b>\$38,700</b>	<b>\$41,700</b>
Craftship	Art Major	6	4-0-1-1-0	\$35,400	\$35,400
Acting Out	Art Major	6	3-1-0-0-2	\$29,250	\$47,678
KJ Erich	Roll With Joe	9	3-1-1-0-0	\$28,050	\$28,050
Gaius Crastinus	American Ideal	5	1-1-2-1-0	\$19,650	\$23,688
Hash-Tag Chrome	American Ideal	7	1-2-0-1-1	\$16,950	\$17,742
Rocknrollroyalty	Rock N Roll Heaven	9	0-2-3-1-0	\$14,100	\$15,750
Major Plans	Art Major	8	0-1-4-1-0	\$12,150	\$19,390
Here's The Scoop	Village Jove	4	1-1-0-0-1	\$12,000	\$12,000

### Excelsior -- 2-Year-Old Pacing Fillies

HORSE	SIRE	STARTS	1-2-3-4-5	EX EARNINGS	2015 EARNINGS
<b>Lyra</b>	<b>American Ideal</b>	<b>8</b>	<b>5-1-1-0-0</b>	<b>\$58,050</b>	<b>\$63,922</b>
Roll Of Dreams	Roll With Joe	9	4-3-1-0-0	\$50,550	\$59,826
Rolling Going Gone	Roll With Joe	6	3-0-1-1-0	\$27,750	\$31,665
Milky Way Rae	American Ideal	7	5-2-0-0-0	\$24,250	\$24,250
Nautica Blue Chip	Roll With Joe	8	0-4-1-2-1	\$22,350	\$23,900
Play Again	Roll With Joe	6	2-0-1-1-0	\$21,600	\$27,731
Major Millie	Art Major	6	1-3-1-0-0	\$20,550	\$41,021
Southwind Marilyn	Art Major	8	1-1-3-1-1	\$18,600	\$18,600
Roll With Josie	Roll With Joe	9	0-3-1-2-0	\$15,450	\$15,450
Family Roll Call	Roll With Joe	4	1-1-0-1-1	\$13,200	\$21,174

\*Horses in bold were the champions in their division — earnings to 11/01/15

## Top Earning County Fair 3-Year-Olds

### County Fairs -- 3-Year-Old Trotting Colts

HORSE	SIRE	STARTS	CF EARNINGS	2015 EARNINGS
<b>J A T O</b>	<b>Big Apple Deli</b>	11	\$17,787	\$31,962
Royalty Rates	RC Royalty	6	\$10,410	\$19,888
The African	Crazed	9	\$7,890	\$30,484
Magic Ridge	Sand Vic	10	\$5,440	\$11,917
With Our Luck	Lucky Chucky	10	\$5,044	\$8,313
Keyhole	Sand Vic	7	\$4,768	\$14,365
Hall In The Cash	Cash Hall	7	\$4,652	\$8,278
Adorable Ben	Make It Hot	6	\$3,864	\$14,626
Everywhere Fast	CR Excalibur	8	\$3,749	\$16,733
Luke's Irish Luck	Warren's Buddy	8	\$3,009	\$3,009

### County Fairs -- 3-Year-Old Trotting Fillies

HORSE	SIRE	STARTS	CF EARNINGS	2015 EARNINGS
<b>Hollywood Jess</b>	<b>Conway Hall</b>	8	\$10,925	\$50,268
Amma Crazed	Crazed	11	\$9,668	\$16,709
EJ's Last Dance	Conway Hall	9	\$9,161	\$37,783
Out Of My Mind	Crazed	10	\$7,444	\$8,031
Charlies Last	Crazed	6	\$6,946	\$8,933
Ron's Coren	Cash Hall	9	\$5,787	\$9,739
Untangled Cash	Cash Hall	5	\$4,952	\$18,717
Deaks Sweetie Pie	Sports Trophy	9	\$4,832	\$8,025
Way To Go Girl	Crazed	7	\$3,896	\$13,106
Honeymoon In Paris	Credit Winner	6	\$3,685	\$10,951

### County Fairs -- 3-Year-Old Pacing Colts

HORSE	SIRE	STARTS	CF EARNINGS	2015 EARNINGS
<b>Adonis Bay</b>	<b>If I Can Dream</b>	7	\$11,757	\$29,819
Zinck's Night	American Ideal	11	\$8,574	\$10,954
Causedaveysaidso	Artiscape	9	\$7,238	\$12,130
John Good	American Ideal	10	\$6,535	\$7,903
Cold Escape	Artiscape	8	\$6,467	\$12,487
Tarport Andy	Rock N Roll Heaven	10	\$6,297	\$21,569
Delightful Braeden	Bettor's Delight	9	\$5,269	\$12,446
Just A Good Deal	Passailed	8	\$4,948	\$8,772
Kenigetbaktoyou	Kenneth J	7	\$4,832	\$7,590
Southwind Rex	Art Major	5	\$4,753	\$15,060

### County Fairs -- 3-Year-Old Pacing Fillies

HORSE	SIRE	STARTS	CF EARNINGS	2015 EARNINGS
Kruella	American Ideal	10	\$15,085	\$27,291
Ocean Devotion	Riverboat King	9	\$12,197	\$21,731
<b>Maya Scape</b>	<b>Kenneth J</b>	10	\$11,875	\$33,979
Appleflexy Hanover	Bettor's Delight	8	\$7,270	\$12,640
Rollmein Chocolate	Rock N Roll Heaven	7	\$5,732	\$7,824
Won Sweet Dream	American Ideal	7	\$4,447	\$9,331
L Dees Ideal Lady	American Ideal	12	\$3,836	\$7,439
Juliana Grace	Art Major	7	\$3,301	\$6,035
River Lady	Riverboat King	8	\$3,113	\$3,113
Miracle Worker	Art Major	7	\$2,737	\$2,737

\*Horses in bold were the champions in their division — earnings to 11/01/15



## Top Earning County Fair 2-Year-Olds

### County Fairs -- 2-Year-Old Trotting Colts

HORSE	SIRE	STARTS	CF EARNINGS	2015 EARNINGS
JCalibur Star	CR Excalibur	7	\$8,850	\$13,271
<b>Trooper Jim</b>	<b>Conway Hall</b>	<b>4</b>	<b>\$7,585</b>	<b>\$11,754</b>
I Want Crazy	Crazed	7	\$5,826	\$5,826
Steuben LuckyLeroy	Lucky Chucky	8	\$5,165	\$5,165
DW's Burkum	Monte Hall	10	\$5,077	\$5,077
Strong Crazed	Crazed	7	\$5,027	\$8,873
Thanks For Playin	Lucky Chucky	5	\$4,912	\$10,845
Lenny	Dallas Dhu	3	\$3,700	\$5,735
Lightemup Billy	Proud Kash	6	\$3,210	\$3,210
Luck Comes N Goes	Lucky Chucky	5	\$2,793	\$6,544

### County Fairs -- 2-Year-Old Trotting Fillies

HORSE	SIRE	STARTS	CF EARNINGS	2015 EARNINGS
Bravamente	Conway Hall	11	\$11,962	\$12,887
<b>Linda's Choice</b>	<b>Conway Hall</b>	<b>6</b>	<b>\$8,850</b>	<b>\$18,993</b>
Tas Perfect	Conway Hall	8	\$6,857	\$10,697
KZ Crazee	Crazed	10	\$6,522	\$8,016
Sayalittleprayfrme	Prayer I Am	6	\$4,797	\$5,127
Undercover Beauty	Crazed	6	\$4,509	\$5,253
Steuben Royale	RC Royalty	9	\$4,068	\$5,303
Bullvillebingo	Crazed	5	\$3,620	\$3,620
Candy Kisses	Crazed	4	\$3,382	\$3,382
Comfy Cozy Time	Wrinkle In Time	8	\$3,360	\$3,360

### County Fairs -- 2-Year-Old Pacing Colts

HORSE	SIRE	STARTS	CF EARNINGS	2015 EARNINGS
Superior Raven	Riverboat King	9	\$10,645	\$10,645
Midnite Pass	Kenneth J	9	\$9,000	\$12,830
Diamond J	Kenneth J	8	\$7,927	\$11,070
Jimi Wind Ricks	Rock N Roll Heaven	6	\$7,392	\$9,052
<b>Americanation</b>	<b>American Ideal</b>	<b>3</b>	<b>\$7,275</b>	<b>\$15,883</b>
Steuben Beach Stud	Passailed	11	\$5,347	\$5,684
Saint Louie Boy	Kenneth J	10	\$4,890	\$4,890
One Summers Chance	American Ideal	4	\$4,325	\$8,697
Ryan's Breakaway	Rock N Roll Heaven	6	\$3,925	\$3,925
Steuben Magic Ride	Passailed	4	\$2,830	\$2,830

### County Fairs-- 2-Year-Old Pacing Fillies

HORSE	SIRE	STARTS	CF EARNINGS	2015 EARNINGS
<b>Niche Blue Chip</b>	<b>Art Major</b>	<b>9</b>	<b>\$12,857</b>	<b>\$13,661</b>
Steuben Cindy	Passailed	10	\$10,180	\$11,928
Mowerdreamcatcher	Heifetz Hanover	11	\$9,201	\$9,474
Sea's Ideal	American Ideal	9	\$7,608	\$7,723
I Got The Life	Roll With Joe	6	\$5,767	\$7,347
Keuka	Kenneth J	9	\$5,213	\$5,213
Hard Headed Women	Riverboat King	7	\$5,019	\$5,329
Way To Go Emily	Riverboat King	11	\$3,199	\$3,199
Princess Danica	Village Jove	8	\$2,080	\$2,080
Catchofthecentury	Artiscape	7	\$1,922	\$1,922

\*Horses in bold were the champions in their division — earnings to 11/01/15

# Leading Sires

**The Agriculture and New York State Horse Breeding Development Fund is proud of the New York breeding program and the national as well as the international acclaim it has garnered.**

**A**merican Ideal began his stallion career in New York State in 2007. His first crop alone has earned over \$11.5 mil and many are still racing today. His foals consistently exhibit durability, speed and stamina, which are testaments to his success as a stallion.

American Ideal's success at siring great performers on the racetrack translates into success for his offspring selling at the yearling sales. At this year's Lexington Selected Sale, his yearling colts and fillies averaged \$48,769--almost five times his stud fee.

This year, American Ideal was the leading national sire by average earnings per foal for three year old pacers and was ranked fifth as the leading money winning sire of all age pacers.

American Ideal is the sire of World Champions, He's Watching, American Jewel and Idyllic just to name a few that have each earned in excess of \$1 million. His current progeny earnings are over \$44.8 million.

Rock N Roll Heaven had his second NY-bred crop race this year and produced a Breeders' Crown Champion with Divine Caroline and a Jugette winner with Sassa Hanover. It was a


very successful beginning for a young stallion that currently ranks second nationally in leading money winning sires of 3-year-old pacers in 2015

2015, ended with three pacing stallions with NY progeny at the top of the standings for national leading money winning sires of 3-year-old pacers.

Conway Hall, a perennial favorite with New York trotting aficionados was the leading New York trotting sire in 2015. He ranked number five for national leading money winning sires of 3-year-old trotters and number seven for national leading money winning sires of all age trotters for the year. Seven other New York trotting stallions made the top 20 list of leading money winning sires of 3-year-old trotters in 2015.

As an example of the earning potential for New York Sires' trotting progeny; Conway Hall, Credit Winner, Crazed and Cash Hall had combined earnings of \$18.8 million for all age trotters in 2015

***The following data reflects the success of the program by the increase in quality of New York bred horses and the stallions that stand in the state.***



Conway Hall



American Ideal



# New York Sire Stakes Leading Sires

## Pacing Stallions

Stallion	2-Year-Old Earnings	3-Year-Old Earnings	Total NY Earnings
Art Major	\$1,003,255	\$673,177	\$1,676,432
American Ideal	\$872,080	\$675,523	\$1,547,603
Bettor's Delight	*	\$1,465,080	\$1,465,080
Rock N Roll Heaven	\$403,184	\$926,744	\$1,329,928
Roll With Joe	\$1,036,814	*	\$1,036,814
Artiscape	\$53,170	\$73,653	\$126,823
If I Can Dream	*	\$120,479	\$120,479
Kenneth J	\$45,572	\$36,548	\$82,120
Riverboat King	\$24,007	\$17,107	\$41,114
Passailed	\$20,842	\$7,353	\$28,196

## Trotting Stallions

Stallion	2-Year-Old Earnings	3-Year-Old Earnings	Total NY Earnings
Conway Hall	\$842,095	\$1,066,976	\$1,909,070
Credit Winner	\$634,541	\$1,041,397	\$1,675,937
RC Royalty	\$674,165	\$562,925	\$1,237,089
Lucky Chucky	\$572,853	\$401,461	\$974,314
Crazed	\$308,561	\$523,650	\$832,211
Cash Hall	\$287,821	\$332,471	\$620,292
Broad Bahn	\$136,570	*	\$136,570
Sand Vic	\$37,446	\$41,629	\$79,075
Conway Court	\$46,800	\$7,749	\$54,549
Malabar Man	*	\$31,577	\$31,57

\*no foals racing in NY program

## New York Trotting Sires Of 3-Year-Olds

Horse	Earnings	Starters	Total Starts	1st	2nd	3rd	4th	5th
Conway Hall	\$1,066,976	49	282	46	44	36	42	34
Credit Winner	\$1,041,397	34	168	28	31	21	17	17
RC Royalty	\$562,925	19	134	20	24	20	16	11
Crazed	\$523,650	36	207	36	32	42	24	20
Lucky Chucky	\$401,461	37	181	20	23	26	28	31
Cash Hall	\$332,471	13	85	19	16	14	12	11
Sand Vic	\$41,629	9	59	8	7	8	10	12
Malabar Man	\$31,577	2	13	0	0	2	1	7
Big Apple Deli	\$17,787	1	11	9	1	0	0	0
CR Excalibur	\$11,187	3	16	2	1	4	5	2
Conway Court	\$7,749	3	11	1	2	3	1	0
Make It Hot	\$7,449	4	16	3	2	2	6	1
Sports Trophy	\$4,832	1	9	1	4	2	1	0
Warren's Buddy	\$3,009	1	8	1	1	3	1	1
Wrinkle In Time	\$2,607	1	5	0	1	2	0	1
Turbonator	\$2,592	1	2	0	0	2	0	0
Hand In The Till	\$2,481	1	5	0	1	2	1	1
Proud Kash	\$2,173	1	7	0	2	2	2	0
Prayer I Am	\$1,992	3	4	0	0	1	1	0
<b>Total Earned</b>	<b>\$4,065,944</b>							

## New York Pacing Sires Of 3-Year-Olds

Horse	Earnings	Starters	Total Starts	1st	2nd	3rd	4th	5th
Bettor's Delight	\$1,465,080	63	324	59	41	54	50	41
Rock N Roll Heaven	\$926,744	46	220	31	38	27	27	29
American Ideal	\$675,523	49	251	38	39	37	32	32
Art Major	\$673,177	47	209	30	30	32	32	32
If I Can Dream	\$120,479	15	72	11	9	11	16	9
Artiscape	\$73,653	7	44	8	16	9	3	1
Kenneth J	\$36,548	8	40	8	9	5	7	4
Riverboat King	\$17,107	3	22	7	4	4	4	1
Passailed	\$7,353	2	12	2	4	2	1	1
Quality Of Life	\$4,235	2	12	0	1	3	3	3
Totally Western	\$2,441	1	2	0	1	1	0	0
Noble Ability	\$2,059	1	2	1	0	0	1	0
Dream Away	\$1,999	3	4	0	1	1	1	0
Heifetz Hanover	\$1,742	2	5	0	0	3	1	0
Teeth Of The Dog	\$1,680	1	5	0	1	3	0	1
San Gimignano	\$185	1	1	0	0	0	1	0
Village Jove	\$95	1	1	0	0	0	0	1
<b>Total Earned</b>	<b>\$4,010,100</b>							



## New York Trotting Sires Of 2-Year-Olds

Horse	Earnings	Starters	Total Starts	1st	2nd	3rd	4th	5th
Conway Hall	\$842,095	33	202	50	34	22	23	22
RC Royalty	\$674,165	41	215	25	30	37	38	34
Credit Winner	\$634,541	42	194	25	31	28	34	25
Lucky Chucky	\$572,853	32	146	25	15	22	22	19
Crazed	\$308,561	27	161	25	39	35	19	18
Cash Hall	\$287,821	9	49	6	14	6	7	6
Broad Bahn	\$136,570	9	34	8	2	3	2	8
Conway Court	\$46,800	1	8	3	1	2	1	1
Sand Vic	\$37,446	3	15	3	0	3	5	3
Prayer I Am	\$28,067	5	23	5	3	4	3	4
CR Excalibur	\$8,850	1	7	4	2	0	0	0
Monte Hall	\$6,124	3	16	2	3	3	2	3
Dallas Dhu	\$5,735	2	6	3	1	0	0	1
Proud Kash	\$5,394	2	12	0	4	5	1	2
Wrinkle In Time	\$5,301	2	16	0	3	5	7	0
Diamond Goal	\$4,305	1	6	0	1	2	2	0
Make It Hot	\$1,915	2	6	0	0	1	3	2
<b>Total earned</b>	<b>\$3,606,543</b>							

## New York Pacing Sires Of 2-Year-Olds

Horse	Earnings	Starters	Total Starts	1st	2nd	3rd	4th	5th
Roll With Joe	\$1,036,814	35	197	41	33	22	29	21
Art Major	\$1,003,255	39	196	34	31	33	39	23
American Ideal	\$872,080	38	185	35	30	25	23	33
Rock N Roll Heaven	\$403,184	29	148	20	22	32	16	24
Artiscape	\$53,170	9	43	2	7	12	5	8
Kenneth J	\$45,572	9	59	11	13	8	11	6
Riverboat King	\$24,007	6	40	9	5	5	10	3
Village Jove	\$23,452	4	22	2	3	3	4	6
Passailed	\$20,842	4	32	3	12	7	5	1
Badlands Nitro	\$9,847	2	7	2	2	1	2	0
Bullville Powerful	\$9,425	2	8	1	2	3	0	1
Heifetz Hanover	\$9,201	1	11	4	2	4	0	0
Lislea	\$1,479	1	3	0	2	1	0	0
Teeth of the Dog	\$905	1	3	0	0	1	0	1
<b>Total Earned</b>	<b>\$3,513,233</b>							

# National Sire Statistics 2015

## Leading Money Winning Sires in 2015 2-Year-Old Trotters

Sire Name	Foals	Starters	Earnings
DONATO HANOVER	117	74	3,229,868
MUSCLE HILL	80	55	2,744,221
KADABRA	101	57	1,870,677
YANKEE GLIDE	58	41	1,405,680
ANDOVER HALL	83	54	1,269,040
CANTAB HALL	96	70	1,205,248
EXPLOSIVE MATTER	60	42	1,107,426
<b>LUCKY CHUCKY</b>	<b>63</b>	<b>40</b>	<b>1,054,283</b>
<b>CONWAY HALL</b>	<b>55</b>	<b>37</b>	<b>946,757</b>
JAILHOUSE JESSE	69	41	917,371
TRIUMPHANT CAVIAR	41	30	824,166
MUSCLE MASS	78	54	810,364
<b>RC ROYALTY</b>	<b>67</b>	<b>46</b>	<b>782,318</b>
<b>CREDIT WINNER</b>	<b>73</b>	<b>57</b>	<b>717,854</b>
MANOFMANYMISSIONS	78	50	644,618
MUSCLE MASSIVE	58	36	572,608
<b>DEWEYCHEATUMNHOWE</b>	<b>69</b>	<b>38</b>	<b>481,632</b>
SWAN FOR ALL	89	47	449,987
CHIP CHIP HOORAY	53	33	429,748
<b>MUSCLES YANKEE</b>	<b>45</b>	<b>26</b>	<b>425,521</b>

**NY Sires in Bold**

(Sires now standing in New York and/or sires of New York-breds of racing age)



# National Sire Statistics 2015

## Leading Money Winning Sires in 2015 2-Year-Old Pacers

Sire Name	Foals	Starters	Earnings
SOMEBEACHSOMEWHERE	112	93	3,358,695
WESTERN IDEAL	70	49	1,975,023
ROCKNROLL HANOVER	106	63	1,888,080
BETTOR'S DELIGHT	98	64	1,720,457
BIG BAD JOHN	108	77	1,545,006
<b>AMERICAN IDEAL</b>	<b>93</b>	<b>63</b>	<b>1,508,943</b>
<b>ART MAJOR</b>	<b>79</b>	<b>62</b>	<b>1,372,072</b>
WELL SAID	102	72	1,367,658
ROCKIN IMAGE	88	62	1,282,036
<b>ROLL WITH JOE</b>	<b>88</b>	<b>61</b>	<b>1,276,457</b>
YANKEE CRUISER	83	60	961,956
SPORTSWRITER	63	43	943,233
DRAGON AGAIN	99	68	906,184
SHADYSHARK HANOVER	88	52	800,552
MACH THREE	110	74	768,473
FEELIN FRISKIE	81	54	708,066
WESTERN TERROR	114	64	674,874
BADLANDS HANOVER	104	54	638,988
SHADOW PLAY	57	48	581,937
<b>ROCK N ROLL HEAVEN</b>	<b>65</b>	<b>41</b>	<b>577,507</b>

### NY Sires in Bold

(Sires now standing in New York and/or sires of New York-breds of racing age)

# National Sire Statistics 2015

## Leading Money Winning Sires in 2015 3-Year-Old Trotters

Sire Name	Foals	Starters	Earnings
DONATO HANOVER	102	66	3,761,333
EXPLOSIVE MATTER	81	58	3,571,357
MUSCLE HILL	82	44	3,257,436
CANTAB HALL	71	48	2,865,446
<b>CONWAY HALL</b>	<b>75</b>	<b>67</b>	<b>2,696,212</b>
ANDOVER HALL	100	65	2,304,086
<b>CRAZED</b>	<b>70</b>	<b>52</b>	<b>1,962,611</b>
KADABRA	103	66	1,920,331
<b>CREDIT WINNER</b>	<b>59</b>	<b>43</b>	<b>1,907,000</b>
MUSCLE MASS	90	66	1,874,290
MUSCLE MASSIVE	86	60	1,770,007
<b>DEWEYCHEATUMNHOWE</b>	<b>79</b>	<b>48</b>	<b>1,343,808</b>
SWAN FOR ALL	77	39	1,336,885
YANKEE GLIDE	72	43	1,256,400
<b>LUCKY CHUCKY</b>	<b>84</b>	<b>54</b>	<b>1,044,055</b>
CHIP CHIP HOORAY	53	43	1,041,808
<b>MUSCLES YANKEE</b>	<b>51</b>	<b>34</b>	<b>977,776</b>
<b>RC ROYALTY</b>	<b>35</b>	<b>26</b>	<b>935,718</b>
MR CANTAB	85	41	902,277
HOLIDAY ROAD	81	44	886,333

**NY Sires in Bold**

(Sires now standing in New York and/or sires of New York-breds of racing age)



# National Sire Statistics 2015

## Leading Money Winning Sires in 2015 3-Year-Old Pacers

Sire Name	Foals	Starters	Earnings
<b>BETTOR'S DELIGHT</b>	117	100	4,655,285
<b>ROCK N ROLL HEAVEN</b>	103	73	3,945,380
<b>AMERICAN IDEAL</b>	87	78	3,736,829
WELL SAID	100	79	3,230,481
ROCKNROLL HANOVER	133	101	3,200,770
SOMEBEACHSOMEWHERE	67	53	2,866,839
DRAGON AGAIN	85	65	2,795,745
MACH THREE	108	83	2,574,110
<b>ART MAJOR</b>	94	85	2,526,746
SPORTSWRITER	154	127	2,512,730
WESTERN TERROR	103	74	2,371,618
ROCKIN IMAGE	107	72	2,304,373
MR WIGGLES	8	2	2,220,023
WESTERN IDEAL	51	35	2,051,847
JEREME'S JET	126	89	1,792,614
CAM'S CARD SHARK	55	44	1,486,369
FEELIN FRISKIE	54	45	1,295,303
PANSPACIFICFLIGHT	125	81	1,103,505
BADLANDS HANOVER	98	66	950,480
CAMLUCK	86	57	935,654

**NY Sires in Bold**

(Sires now standing in New York and/or sires of New York-breds of racing age)

# National Sire Statistics 2015

## Leading Sires Average Earnings per foal in 2015

\*minimum 15 registered foals in 2013

### 2-Year-Old Trotters

Sire Name	2013 Foals	Starters	Earnings	Average Earnings
MUSCLE HILL	80	55	2,744,221	34,303
DONATO HANOVER	117	74	3,229,868	27,606
YANKEE GLIDE	58	41	1,405,680	24,236
NORTHERN KID	15	8	357,555	23,837
TRIUMPHANT CAVIAR	41	30	824,166	20,102
KADABRA	101	57	1,870,677	18,522
EXPLOSIVE MATTER	60	42	1,107,426	18,457
<b>CASH HALL</b>	<b>17</b>	<b>11</b>	<b>313,385</b>	<b>18,434</b>
TRAINFORTHEFUTURE	22	17	379,508	17,250
<b>CONWAY HALL</b>	<b>55</b>	<b>37</b>	<b>946,757</b>	<b>17,214</b>
FULL COUNT	19	14	322,055	16,950
<b>LUCKY CHUCKY</b>	<b>63</b>	<b>40</b>	<b>1,054,283</b>	<b>16,735</b>
HERE COMES HERBIE	23	13	368,989	16,043
ANDOVER HALL	83	54	1,269,040	15,290
JAILHOUSE JESSE	69	41	917,371	13,295
CANTAB HALL	96	70	1,205,248	12,555
JUSTICE HALL	22	12	262,822	11,946
<b>RC ROYALTY</b>	<b>67</b>	<b>46</b>	<b>782,318</b>	<b>11,676</b>
MUSCLE MASS	78	54	810,364	10,389
PIZZAZZED	16	12	164,540	10,284

**NY Sires in Bold**

(Sires now standing in New York and/or sires of New York-breds of racing age)



# National Sire Statistics 2015

## Leading Sires Average Earnings per foal in 2015

\*minimum 15 registered foals in 2013

### 2-Year-Old Pacers

Sire Name	2013 Foals	Starters	Earnings	Average Earnings
SOMEBEACHSOMEWHERE	112	93	3,358,695	29,988
WESTERN IDEAL	70	49	1,975,023	28,215
ROCKNROLL HANOVER	106	63	1,888,080	17,812
BETTOR'S DELIGHT	98	64	1,720,457	17,556
<b>ART MAJOR</b>	<b>79</b>	<b>62</b>	<b>1,372,072</b>	<b>17,368</b>
<b>THIRD STRAIGHT</b>	<b>19</b>	<b>14</b>	<b>316,376</b>	<b>16,651</b>
<b>AMERICAN IDEAL</b>	<b>93</b>	<b>63</b>	<b>1,508,943</b>	<b>16,225</b>
SPORTSWRITER	63	43	943,233	14,972
ROCKIN IMAGE	88	62	1,282,036	14,569
MCARDLE	25	17	363,812	14,552
<b>ROLL WITH JOE</b>	<b>88</b>	<b>61</b>	<b>1,276,457</b>	<b>14,505</b>
BIG BAD JOHN	108	77	1,545,006	14,306
WESTERN MAVERICK	17	15	237,412	13,965
WELL SAID	102	72	1,367,658	13,408
YANKEE CRUISER	83	60	961,956	11,590
MANHARDT	21	13	234,676	11,175
SHADOW PLAY	57	48	581,937	10,209
DONTGETINMYWAY	19	9	187,053	9,845
I'M GORGEOUS	34	22	333,975	9,823
DREAM AWAY	16	6	151,640	9,478

**NY Sires in Bold**

(Sires now standing in New York and/or sires of New York-breds of racing age)

# National Sire Statistics 2015

## Leading Sires Average Earnings per foal in 2015

\*minimum 15 registered foals in 2012

### 3-Year-Old Trotters

Sire Name	2012 Foals	Starters	Earnings	Average Earnings
EXPLOSIVE MATTER	81	58	3,571,357	44,091
CANTAB HALL	71	48	2,865,446	40,358
MUSCLE HILL	82	44	3,257,436	39,725
DONATO HANOVER	102	66	3,761,333	36,876
<b>CONWAY HALL</b>	<b>75</b>	<b>67</b>	<b>2,696,212</b>	<b>35,949</b>
<b>CREDIT WINNER</b>	<b>59</b>	<b>43</b>	<b>1,907,000</b>	<b>32,322</b>
<b>CRAZED</b>	<b>70</b>	<b>52</b>	<b>1,962,611</b>	<b>28,037</b>
<b>RC ROYALTY</b>	<b>35</b>	<b>26</b>	<b>935,718</b>	<b>26,735</b>
ANDOVER HALL	100	65	2,304,086	23,041
MUSCLE MASS	90	66	1,874,290	20,825
MUSCLE MASSIVE	86	60	1,770,007	20,581
CHIP CHIP HOORAY	53	43	1,041,808	19,657
<b>MUSCLES YANKEE</b>	<b>51</b>	<b>34</b>	<b>977,776</b>	<b>19,172</b>
KADABRA	103	66	1,920,331	18,644
YANKEE GLIDE	72	43	1,256,400	17,450
SWAN FOR ALL	77	39	1,336,885	17,362
<b>DEWEYCHEATUMNHOWE</b>	<b>79</b>	<b>48</b>	<b>1,343,808</b>	<b>17,010</b>
<b>CASH HALL</b>	<b>31</b>	<b>17</b>	<b>525,599</b>	<b>16,955</b>
AIRZOOM LINDY	20	12	324,355	16,218
NEELY DUNN	31	19	500,609	16,149

**NY Sires in Bold**

(Sires now standing in New York and/or sires of New York-breds of racing age)



# National Sire Statistics 2015

## Leading Sires Average Earnings per foal in 2015

\*minimum 15 registered foals in 2012

### 3-Year-Old Pacers

Sire Name	2012 Foals	Starters	Earnings	Average Earnings
<b>AMERICAN IDEAL</b>	87	78	3,736,829	42,952
SOMEBEACHSOMEWHERE	67	53	2,866,839	42,789
WESTERN IDEAL	51	35	2,051,847	40,232
<b>BETTOR'S DELIGHT</b>	117	100	4,655,285	39,789
<b>ROCK N ROLL HEAVEN</b>	103	73	3,945,380	38,305
DRAGON AGAIN	85	65	2,795,745	32,891
WELL SAID	100	79	3,230,481	32,305
CAM'S CARD SHARK	55	44	1,486,369	27,025
ART MAJOR	94	85	2,526,746	26,880
<b>THIRD STRAIGHT</b>	15	12	394,759	26,317
RIGGINS	22	20	531,319	24,151
ROCKNROLL HANOVER	133	101	3,200,770	24,066
FEELIN FRISKIE	54	45	1,295,303	23,987
MACH THREE	108	83	2,574,110	23,834
WESTERN TERROR	103	74	2,371,618	23,025
MCARDLE	37	30	850,124	22,976
YANKEE CRUISER	40	32	880,240	22,006
ROCKIN IMAGE	107	72	2,304,373	21,536
WESTERN MAVERICK	25	17	470,032	18,801
STAND FOREVER	18	13	320,167	17,787

#### NY Sires in Bold

(Sires now standing in New York and/or sires of New York-breds of racing age)

# National Sire Statistics 2015

## Leading Money Winning Sires in 2015 All Age Trotters

Sire Name	Foals	Starters	Earnings
DONATO HANOVER	537	211	9,358,712
KADABRA	851	274	8,754,451
CANTAB HALL	722	236	7,835,207
MUSCLE HILL	243	127	7,481,541
ANDOVER HALL	928	219	7,167,626
EXPLOSIVE MATTER	237	141	5,696,500
<b>CONWAY HALL</b>	<b>1172</b>	<b>210</b>	<b>5,488,004</b>
YANKEE GLIDE	1102	203	5,192,295
<b>CRAZED</b>	<b>317</b>	<b>157</b>	<b>4,903,779</b>
<b>CREDIT WINNER</b>	<b>1005</b>	<b>197</b>	<b>4,856,638</b>
<b>MUSCLE MASS</b>	<b>346</b>	<b>202</b>	<b>4,287,858</b>
ANGUS HALL	1454	224	4,006,400
<b>CASH HALL</b>	<b>356</b>	<b>116</b>	<b>3,567,814</b>
JAILHOUSE JESSE	580	182	3,562,001
<b>MUSCLES YANKEE</b>	<b>1261</b>	<b>150</b>	<b>3,423,193</b>
<b>DEWEYCHEATUMNHOWE</b>	<b>326</b>	<b>139</b>	<b>3,246,856</b>
SJ'S CAVIAR	992	184	3,150,660
SWAN FOR ALL	253	110	2,384,183
MUSCLE MASSIVE	144	96	2,342,615
CHIP CHIP HOORAY	498	125	2,235,239

\*Foals of Racing Age (2-14)

### NY Sires in Bold

(Sires now standing in New York and/or sires of New York-breds of racing age)



# National Sire Statistics 2015

## Leading Sires Average Earnings per foal in 2015 All Age Pacers

Sire Name	Foals	Starters	Earnings
<b>BETTOR'S DELIGHT</b>	<b>1212</b>	<b>503</b>	<b>18,393,989</b>
ROCKNROLL HANOVER	994	431	13,763,738
SOMEBEACHSOMEWHERE	421	298	12,845,684
MACH THREE	1013	458	12,034,991
<b>AMERICAN IDEAL</b>	<b>589</b>	<b>337</b>	<b>11,682,060</b>
<b>ART MAJOR</b>	<b>990</b>	<b>378</b>	<b>10,492,195</b>
WESTERN IDEAL	1015	285	9,839,871
WESTERN TERROR	905	391	9,586,948
DRAGON AGAIN	1271	363	9,476,004
WELL SAID	304	215	6,547,724
CAMLUCK	1437	297	6,038,535
REAL DESIRE	834	248	5,717,338
CAM'S CARD SHARK	1241	240	4,974,529
BADLANDS HANOVER	1096	292	4,928,240
JEREME'S JET	464	221	4,866,923
MCARDLE	531	199	4,757,184
<b>ROCK N ROLL HEAVEN</b>	<b>168</b>	<b>114</b>	<b>4,522,887</b>
ALWAYS A VIRGIN	327	174	4,448,333
YANKEE CRUISER	641	216	4,373,766
THE PANDEROSA	1201	231	4,157,949

\*Foals of Racing Age (2-14)

NY Sires in Bold

(Sires now standing in New York and/or sires of New York-breds of racing age)



***Goshen Historic Track boasts over 175 years of sporting tradition. The famous half-mile oval has hosted some of the greatest standardbreds including Messenger, after whom the great oak tree at the head of Historic Track's stretch run is named.***

**Goshen Historic Track** is the oldest active trotting track in the world. It was the first half-mile track to host a sub two-minute mile (Greyhound's 1:59  $\frac{3}{4}$  in 1937), the first track in New York State to have pari-mutuel betting and the first half-mile track to join the Grand Circuit in 1911. The Historic Track is certainly one reason why Goshen and the surrounding area are known as "**The Cradle of the Trotter**".

In 1979 the reins of responsibility passed to a new group, **Goshen Historic Track, Inc.**, a non-profit organization dedicated to the preservation of Historic Track as a working facility for horsemen from all over the region as well as a cultural, convention, concert, and community center for the people of Goshen and the surrounding Orange County.

In 1966, the **National Park Service** designated Historic Track as a **Registered Historic Landmark**. The Track was the first of only two sporting sites in America to be so designated. Churchill Downs received a similar distinction 22 years later in 1988. The Track looks to the future when its grandstand will be filled with not only racing fans but concert goers, craft exhibitors, and people from all over the area who just want to relax and enjoy the setting.

**Goshen Historic Track** is unique. It stands alone as an entity that combines the best of the old with the prospects of the new, the glories of the past with the promise of the future, tradition with innovation. At Historic Track the future is more than just "now," it is today and tomorrow.

**Goshen Historic Track • 44 Park Place • Goshen, NY • 10924 • 845-294-5333**