



NEW YORK
STATE OF
OPPORTUNITY.

**Agriculture & NYS
Horse Breeding
Development Fund**



2016

Annual Report

Table of Contents

Letter	1	Zweig Equine Research	39
Trustees	2	Breeders Award Intro	40
Year in Review	3	Breeders Statistics	41
Industry Comments	5	Breeders Awards	42
Financials/Accounting		Leaderboard Standings	49
Dispersal of Fund Money	7	New York Sire Stakes	50
Cash Flow	10	Excelsior	54
Net Assets	11	County Fair	56
Statement Revenue, Expense	12	Yearling Sales Reports	58
Track Purses Paid	13	Goshen	59
Economic Impact	14	Harrisburg	62
State By State Comparison	16	Lexington	68
4-H Education	17	Morrisville	74
Racing Under Saddle	23	Stallions	77
Scholarship Races	24	New York Stallion Rankings	78
Advertising and Promotion	25	Leading Sire of 3-Year-Olds	79
Harness Horse Youth Foundation	27	Leading Sire of 2-Year-Olds	80
New Owner Seminar	29	National Stallion Rankings	81
Goshen Museum Grant Funding	31	Goshen Historic Track	91
Ag Calendar	33		
New York State Fair-Equine Tent	34	Front Cover Photo: Kathy Jones	
Cameo Farm Tour	38		


Agriculture & New York State Horse Breeding Development Fund

1 Broadway Center, 6th Floor, Schenectady NY 12305

518-388-0178(p) 518-347-1483(f)

info@nysirestakes.com www.nysirestakes.com

www.nysirestakes@gaming.ny.gov



Introduction



Agriculture & NYS Horse Breeding Development Fund

The Honorable Andrew M. Cuomo
Governor of the State of New York
Members of the New York State Legislature

On behalf of the trustees of the Agriculture and New York State Horse Breeding Development Fund, I am pleased to present the Fund's 2016 Annual Report.

New York ranks among the nation's largest farming states with agriculture being one of our state's leading domestic economic sectors. The Agriculture & New York State Horse Breeding Development Fund administers the New York Sire Stakes, the nation's oldest harness racing program of its kind. The Fund's primary mission is to promote and preserve agriculture through the promotion of horse breeding and the conduct of equine research in New York State.

The international demand for New York-bred Standardbred horses continues as proof of New York State's unparalleled breeding industry. The many racing opportunities and the quality of horses bred in New York drives the demand for New York-bred yearlings at the sales. New York bred horses continue to excel on the national scene with Walner setting a World Record as a 2-Year Old Trotting Colt. In fact, Walner was so impressive in his freshmen campaign that he was voted 2-Year-Old Trotting Colt of the Year in North America. He earned \$484,037 and is considered the early favorite for the \$1 million Hambletonian for 3-Year-Olds in 2017, the most prestigious trotting event in the world.

Other top NY-Bred horses include *Racing Hill*, the winner of a Breeders' Crown Championship, the Messenger Stakes and the Adios Pace with total earnings in excess of \$1.7 million and *Non Stick*, the winner of the Empire Breeders Classic and the New York Sire Stakes Final with earnings of \$549,235.

New York stallions remained among the leading national earners and most sought after by breeders. This is evidenced by the strong prices at the Lexington, KY sale with NY-bred yearlings averaging \$45,945. New York Stallions consistently sit at or near the top of the National Stallion Standings, with three of them listed in the top six national sires in 2016, based on average earnings per foal.

As the demand and quality of New York-bred horses continues, so will the economic and agricultural benefits that the standardbred breeding and racing industry provides to the State of New York. The Agriculture & NYS Horse Breeding Development Fund will continue to promote and support this progress.

Agriculture & New York State Horse Breeding Development Fund
1 Broadway Center, 6th Floor, Schenectady, NY 12305
518-388-0178 Fax: 518-347-1483
www.nysirestakes.com

**The New York Sire Stakes Are Administered By
Agriculture and New York State Horse Breeding Development Fund**



Richard A. Ball

Commissioner of the New York State
Department of Agriculture & Markets and Agriculture and
New York State Horse Breeding Development Fund Trustee



Michael Kimelman

Agriculture and New York State
Horse Breeding Development Fund Trustee



Peter Arrigenna

Agriculture and New York State
Horse Breeding Development Fund Trustee

Ronald Ochrym

Acting Executive Director

Brian Squadere

Comptroller

Mark Stuart

Counsel

Connie Richardson

Executive Assistant

The Agriculture and New York State Horse Breeding Development Fund (the Fund) is a public benefit corporation established in 1965 by the Laverne Law (Laws of New York, Chapter 567 of the Laws of 1965). The mission of the Fund is to promote agriculture through the breeding of standardbred horses and the conduct of equine research within the State. To carry out its legislative mission, the Fund administers the New York Sire Stakes races, Excelsior/State Fair Series races, and County Fair Races. Additionally, the Fund provides assistance to county agriculture societies and contributes to the statewide 4-H program and to the Harry M. Zweig Fund for Equine Research.

Agriculture & New York State Horse Breeding Development Fund

2016 was another big year for harness racing in the state of New York. With the largest purse structure on a nightly basis in North America, a flourishing Sire Stakes program and its accompanying fair circuit, New York's future is bright indeed going forward into 2017 and beyond.

Leading the way in the driver department was perennial leader Jim Morrill, Jr. His \$1,648,505 was more than double that of Matt Kakaley, his closest rival who finished with \$793,385, and Mark MacDonald, who finished third at \$609,851. Of course, Jason Bartlett was a factor with \$603,323 and Andy Miller in fifth with \$573,331. Tim Tetrick was the only other one to earn over a half million at \$500,197. John Campbell, who is closing in on a \$300 million career, pocketed \$396,121, Hall Of Fame 2017 inductee Brian Sears banked \$456,961 and Andy Miller was the percentage leader among all participants at 32 percent.

North America's top trainer for the eighth straight year also led in New York. Ron Burke led all New York trainers with \$1,263,990. Even though runner-up Linda Toscano had more wins (26), she finished at \$1,072,325 for the year. Linda said she thrives on the program in New York: "I started with half mile tracks and still really like the program. When buying yearlings we always look New York FIRST and have been very fortunate to have had some Grand Circuit fillies and colts year after year. Concerning *Walner* (2 Year Old Champion-Breeders Crown winner and world record holder at 1:51.3) we plan on scheduling him around the Grand Circuit but I know Ken Jacobs would love to have him start in New York as well to support the program." *Walner* is from the very first crop of 2012 Horse of the Year, *Chapter Seven*.

Other ladies who made their presence felt in the conditioning ranks in New York in 2016 was Tracy Brainard, who was third with \$645,439, and Julie Miller who was fourth with an impressive total of \$621,905.

The Leading Owner for 2016 was Ken Jacobs with \$479,579. He had five starters go to the post a total of 34 times with a 14-3-6 slate. He finished \$92,000 in front of Stroy, Inc. who earned a total of \$387,476.

Year In Review 2016 another big year for New York State Harness Racing

By Robert Hayden

Rounding out the top five are Demeter, Lazzaro and Taylor at \$314,182, Brenner, Crawford, Daley and Lombardo at \$304,447 with the Purple Haze Stable fifth with earnings of \$296,543.

Winbak Farms led the way for all Breeders in 2016 tipping past the \$1 million mark (\$1,009,231). That was more than the next two combined, David Firmstone \$480,671 and Diamond Creek \$462,606. Finishing out the top five are Hanover Shoe Farms, Inc., with \$412,772, and Blue Chip Bloodstock at \$367,579. Winbak not only led the way in earnings, but in starts as well-sending out 24 horses who competed 84 times (17-9-13) cashing 61 times. The percentage leader was David Firmstone at an incredible 75 percent. In all, 14 Breeders topped the \$200,000 mark for the year.

The Leading Excelsior Breeder was Winbak Farms at \$373,699; Excelsior Leading Trainer was Erv Miller with \$344,102; Mark Whitcroft was the County Fair leader at 54 wins and earnings of \$62,671; David Dewhurst was the leading Fair conditioner at \$42,673.

For 2 Year Old trotting Stallions, *Credit Winner* was king at \$1,021,135 and the only one who earned more than seven figures. The first crop of *Chapter Seven* had a big impact, finishing at \$783,751. *Conway Hall's* presence was felt with earning \$641,230 and the undefeated Hambletonian winner *Deweycheatmnhowe* was fifth at \$548,578.

The sophomore trotters saw *Credit Winner* (A duplicate king) lead with \$1,254,681. He had 35 starters making 200 starts, gathering 157 checks highlighted by 35 wins and 32 seconds. Hambletonian-winning sire *RC Royalty* was the money runner up at \$863,392 but had the most starters at 36. Triple Crown winning sire *Conway Hall* held off the rest at \$562,391 and nabbed the most winners at 43. 2010 "Trotter of the Year" *Lucky Chucky* was fourth with \$498,190.

Half-mile track world record holder *Cash Hall* had only 10 starters but still cracked the top five at \$361,044. *Crazed*, the sire of 1:49.4 world record setter *JL Cruze*, finished at \$285,925.

On the pacing side, *American Ideal* led both the 2- and 3-Year Olds. *American Ideal* was history's first sophomore to ever win in sub 1:48 (2004 1:47.4) and driver Mark MacDonald remembers it well: "He was so outstanding especially on the half mile track. When he raced in the Confederation Cup it was the second heat and he was following along to the third turn he made a move and think he must have opened up 10



Agriculture & New York State Horse Breeding Development Fund

lengths. An unbelievable turn of speed. He was good everywhere but I think he's the best half mile track horse I've ever seen."

American Ideal's turning out well as a stallion also by leading the freshman contingent at \$1,200,959 over *Roll With Joe* at \$969,239, followed by *Art Major* at \$810,291 and 2017 Hall Of Fame Inductee *Rock N Roll Heaven* at \$619,256. *American Ideal* had an incredible 59 wins with just the 2-Year Olds in 2016.

At the sophomore level, *American Ideal* again ruled the roost with \$1,335,823 and was the runaway leader in starts with 253- and wins with 63. *Roll With Joe* also exceeded the \$1 million mark with his oldest being 3 in 2016 and he actually led with the most starters at 42. *Art Major*, sire of 2014 Horse Of The Year, *JK She's A Lady* rounded out the top three with \$816,565. *Rock N Roll Heaven* was fourth at \$451,721. The top four pacing stallions accounted for \$3,670,580!

The stallions in the Empire State made a strong impact on the national scene as well. On the pacing side, fourth was *American Ideal* among all pacing stallions with \$11,699,441, followed by *Art Major* sixth at \$9,981,873 with *Roll With Joe* edging his way into the top twelve at \$5,426,355. On the trotting side, *Credit Winner* was fifth at \$6,153,652, *Conway Hall* 10th with \$4,393,967 to his credit, with the 12th and 13th spots going to *Deweycheatmnhowe* with \$3,842,985 and *Crazed* offspring earned \$3,784,358.

Let us not forget the stars of the show-the horses! 2 YOTF-Among the Freshman trotting fillies *Mamora Bay* accumulated 312 points and banked an impressive \$182,373. She's a daughter of *Chapter Seven* from his first crop to hit the racetrack. *Prayer I Am's* daughter *Mighty Surf* had the next highest total of points 226. *Barn Bella* won the NYSS Final for \$225,000 at Yonkers-and was the earnings leader-\$200,286-but just fifth in points at 200.

2 YOTC-*Credit Winner's Devious Man* led in both money and points \$264,647 and 287. The same sire was one, two, three

Year In Review

in the point-leader category with *Money MacIntosh* second at 262 and \$142,895 earner *Such An Angel* third overall.

2 YOPF-*Rock N Roll Heaven's Planet Rock* had 312 points to lead but was second in the money earnings at \$176,224. *Robin J* led there a daughter of *Roll With Joe* at \$202,979. The NYSS final winner was *Tequila Monday*. Five fillies in all topped the \$100,000 mark for 2016.

2 YOPC-*Miso Fast* was and his 280 points were tops for this son from the second crop of *Roll With Joe*. He banked \$174,233, second to final winners' \$234,784 *Funknwaffles* (225 points). These were the only two with six figure earnings. *American Ideal* sired four of the top 6 point getters (2-3-4-6)-and sire *Roll With Joe* doubled up having the leading point getter in both the 2 and 3 YO colt categories.

3 YOTF-*Credit Winner's Fad Finance* led with 287 points, *Non Stick* was second with 208 that daughter of *Lucky Chucky* captured the rich \$225,000 final at Yonkers. Six were over \$100,000: third *Earn Your Wings* \$148,181; fourth *Goosebump Hanover* \$110,154; fifth to *Swinging Royalty* \$145,264 and sixth was *Straight A Student* who banked \$109,456.

3 YOTC-*Smalltownthrowdown* a son of *Cash Hall* was second in the Yonkers Trot to Triple Crown winner *Marion Marauder*. He led the way at \$304,447 and 270 points. *Conway Hall's Dayson* was second in money with \$201,643 and 200 points. *RC Royalty's The Royal Harry* had 205 points and an impressive \$158,782 for his efforts. The top six were all by DIFFERENT Sires: fourth was *Credit Winner's* son *Dante* with 138 points, fifth was *Lucky Chucky's A Jersey Contract* with 132 and sixth to a son of *Crazed* named *Sir Royson* at 125 points. *Credit Winner* landed 10 of the top 25 in points.

3 YOPF-*Roll With Joe's Dime A Dance* a final winner at 2 was second in the final in 2016 but her 237 points were good enough for numero uno. *American Ideal's Time On My Hands* with 203 points was second and 172 points was good for third for *Soft Idea*. *Roll With Joe's* daughter *Wishy Washy Girl* won the \$225,000 final.

3 YOPC *Roll With Joe's* impressive first crop of 3 YOs was evident here with *Roll Away Joe* winning the earnings title with \$312,382 to *Rock N Roll Heaven's Fine Diamond* and *Art Major's Craftship* with 167 and 162 points.



Industry comments



Agriculture & NYS Horse Breeding Development Fund

“ The New York Sire Stakes has always been recognized as a premier state breeding program featuring outstanding performers. Many great horses built their foundation in the NYSS before excelling on the national stage. From a fan perspective, the Sire Stakes can be counted on to produce competitive races, engaging human interest stories and a way to generate local interest in summer racing across New York's seven harness tracks. They also provide a wonderful way to introduce new fans to the sport. ”

— **M. Kelly Young, Member of the New York State Racing Fan Advisory Council**

“ I think the NY program has excellent incentives to breed and race in the state. It is great to have the option to race at three different levels to make money with a horse you bred, raised and trained. It is equally great to receive a breeders' award check at the end of the year. It is money you don't expect to get and it encourages you to breed better horses and stay in the horse business. ”

— **Barry White, Owner, Trainer and Breeder**

“ I am writing this to express my support for the NY Sires Stakes Program. This program supports harness racing, breeding farms, veterinarians, hay and grain farmers, grooms, trainers and drivers besides giving NY owners an opportunity to reap monetary benefits to support the industry.

Without this program this industry would move to other states that do have Sire Stakes Programs, providing one more reason for jobs to leave New York. For the last 50 years I have been involved as a breeder, owner of race horses, and owner of Tamarack Manor, small boarding and breeding facility. Even with the Sires Stakes program

my business has dropped off remarkably over the years. Hopefully it will improve with the continuation of the very important Sire Stakes Program. ”

— **Bernard J. White, breeder,
owner of Tamarack Manor Farm**

“ I don't race a lot on the NYSS circuit. But I like it. If you have say three 2 YO Trotting fillies, you don't have to worry about racing one here one day one over there the next. You no longer are inconvenienced. They have it so that you can race all three the same day same track, colts-fillies-either way. ”

— **Chuck Sylvester, Owner and Trainer**

“ It used to be in the NYSS program you basically had 2-3 horses racing against each other. The difference now is that it's much tougher. The pedigree has improved, horses are better and they can come from anywhere. The program has come a long way. But it's tougher now-no question. It's a big deal these days to race on the NYSS circuit. ”

— **Ted Wing, Trainer**

“ If you're buying yearlings for New York, you cannot be surprised that you have to race a lot of the half. It's a tough program. ”

— **Joe Holloway, Owner and Trainer**

“ They have lots of divisions, which is awesome. But the starting fees are higher than I'm used to in the OSS. If your horse can get around the half-it's golden. Yonkers is a MUST. I wish there was a way that they could all coordinate with the Jug and Jugette so as to not have any conflicts. Most of the good horses would probably like to try both. ”

— **Casie Coleman, Owner and Trainer**

Industry comments

“ For someone like me who does this as a hobby- the half mile tracks benefit me greatly. If I get a good horse-I can then compete driving on the half with the Smedshammers, the Taktors and the Alagnas. A few times I've received a check for a couple of thousand dollars for a horse I bred. That was a nice surprise here in New York.

It's a tough circuit. Batavia, Buffalo, sometimes the bad weather can make it difficult. But the diversity can make up for that-you have the 5/8ths at Tioga and the bigger oval at Vernon.

The training tracks help-because they seem to have turns like the half miler. Even though Mark Ford's is technically a 5/8ths, there are half mile turns and that helps come race time. I can find out from training whether I want to keep a horse eligible to the Yonkers Trot.

Ray Schnittker trains on a half mile. I think that gives him an edge when racing here in New York.

Another great thing is the races underneath the finals and the big stakes. I've actually bought a few 2-Year-Olds with the idea that I would race them on the undercard on Finals Night. The people in New York have done a very good job accommodating those who have horses at that level.

It's a level playing field in New York. There's a lot of money to be made-whether it be in the NYSS or in the overnights, but it's still tough with a lot of competition. ”

— **Bob Krivelin, Breeder, Owner, Driver and Trainer**

“ NYSS is a very solid program. Something for everyone. Whether you have a young horse or a mediocre one, there are races for all. Which to me is a good incentive for everyone-whether you are selling breeding or buying. ”

— **Scott Di Domenico, Owner and Trainer**

“ I DO race in New York and I DO like it. When you're buying yearlings for their program, you better know the

half mile tracks are in play. The great thing about the NYSS is the multiple choices you are given. You have seven events or so, the finals, the Empire Breeders. I know some horsemen who buy JUST for that program. Nowhere else. The only downside for me is the traveling. I come from New Jersey and there's a lot of it. ”

— **John McDermott, Owner and Trainer**

“ I believe that New York is the best place to be if you are breeding, raising and selling standardbred yearlings. and here's why:

1. There are several racetracks across the state where you can race your New York bred and multiple opportunities for them to compete at the level where the owners will be rewarded - Sire Stake, Excelsior A, Excelsior B or County Fairs.
2. Established top flight stallions in the state give you an chance to raise and sell a profitable yearling - our highest priced New York bred sold for \$260,000 in 2016!
3. Breeders Awards that reward New York farms that breed, raise, and support agriculture in New York State help the "bottom line" for everyone that pays taxes in New York State.
4. The Morrisville Sale and Goshen Sale both offer breeders a nice, clean, modern facility to market your New York bred and buyers a chance to buy and support agriculture here in New York without ever leaving home.
5. Cameo Hills Farms is located in Montgomery, New York, in Orange County. Our close proximity to the New York metropolitan area gives us a chance to connect with our buyers - many of our leading buyers live within a two hour radius of New York City and thirst for the opportunity to actually come to a farm and see, touch, pet, feed and be near a horse. This doesn't sound like much if you live on a farm, but if you live in or near a city, it's a big deal and we encourage everyone to visit and connect with a horse - it's a wonderful thing! ”

— **Steve Jones, Owner of Cameo Hills Farm**

Dispersal of Fund Money 2016

The Agriculture and New York State Horse Breeding Development Fund's disperses money through:

- a) County- and town-fair reimbursements for Repairs/property improvements (maximum \$6,000) and Racing Administration (maximum \$2,000) totaling \$8,000 maximum. Total of \$8,000 maximum decreased by fees paid by the Fund for each fair. Total number of fairs that conducted a New York Sire Stakes racing program in 2016 was 22.
- b) Prize money of \$24,000 plus horsemen fees allocated to competing horsemen at each of the 22 participating county and town fairs.
- c) Prize money, listed as "Stakes Purses," for upper-echelon races (Sire Stakes and Excelsior events). This money was distributed to the seven pari-mutuel tracks and Goshen Historic Track. The pari-mutuels are Batavia in Genesee County; Buffalo in Erie County; Monticello in Sullivan County; Saratoga Raceway in Saratoga County; Tioga Downs in Tioga County; Vernon Downs in Oneida County, and Yonkers in Westchester County. Goshen is in Orange County.
- d) Breeders' award money was distributed to the state's horsemen, according to their listed county residence.

Western New York

County	Fair Purses	Reimbursements	Stakes Purses	Breeders Awards
Allegany				
Cattaraugus				\$2,969
Chautauqua	\$25,700	\$6,300		
Erie	\$24,000	\$8,000	\$1,140,500	\$459
Niagara				\$9,479

Finger Lakes

County	Fair Purses	Reimbursements	Stakes Purses	Breeders Awards
Genesee***	\$104,000	\$1,980	\$1,145,900	\$8,097
Livingston**				\$4,200
Hemlock	\$26,650	\$6,100		
Monroe				\$841
Ontario				\$2,885
Orleans				
Seneca				
Wayne*	\$27,550	\$5,200		
Wyoming				
Yates				\$50,391

* Wayne, Palmyra received \$750 in grant money for the RUS program.

** Livingston, Hemlock received \$750 in grant money for the RUS program.

*** Genesee County received \$80,000 for county fair finals held at Batavia Downs

Southern Tier

County	Fair Purses	Reimbursements	Stakes Purses	Breeders Awards
Broome				\$3,368
Chemung	\$25,750	\$4,500		
Chenango				\$602

Dispersal of Fund Money 2016

Afton****	\$28,250	\$4,750		
Norwich	\$26,750	\$5,250		
Delaware				\$1,533
Schuyler				
Steuben**	\$26,600	\$6,150		\$13,562
Tioga			\$1,364,700	
Owego/Nichols**@	\$27,750	\$5,000		
Tompkins*				
Trumansburg***	\$28,025	\$4,850		

*The Zweig Memorial Fund at Cornell University in Ithaca received grant money of \$ 315,485 in 2016.

** Steuben, Bath received \$750 in grant money for the RUS program.

*** Tompkins, Trumansburg received \$875 in grant money for the RUS program.

**** Chenango, Afton received \$1,000 in grant money for the RUS program.

**@ Tioga, Owego received \$750 in grant money for the RUS program.

Central New York

County	Fair Purses	Reimbursements	Stakes Purses	Breeders Awards
Cayuga				\$112
Cortland				
Madison*				\$55,003
Onondaga				\$20,553
Oswego				\$1,119
Sandy Creek*	\$26,800	\$5,310		

*The 4-H Foundation received grant money of \$40,000 in 2016.

* Oswego, Sandy Creek received \$750 in grant money for the RUS program.

Mohawk Valley

County	Fair Purses	Reimbursements	Stakes Purses	Breeders Awards
Fulton				\$1,286
Herkimer				
Montgomery				\$383
Oneida			\$1,707,800	\$15,963
Boonville	\$27,550	\$4,450		
Otsego				
Morris*	\$27,850	\$4,638		
Schoharie	\$26,300	\$5,700		

* Otsego, Morris received \$1,800 in grant money for the RUS program.

North Country

County	Fair Purses	Reimbursements	Stakes Purses	Breeders Awards
Clinton	\$26,500	\$5,500		\$222
Essex	\$25,600	\$6,400		
Franklin	\$26,800	\$5,950		\$5,935
Hamilton				
Jefferson				

Dispersal of Fund Money 2016

Lewis	\$25,800	\$6,200	
St. Lawrence	\$25,550	\$6,450	\$205

* Malone received \$750 in grant money for the RUS program.

Capital Region

County	Fair Purses	Reimbursements	Stakes Purses	Breeders Awards
Albany				\$8,143
Schenectady				\$124
Columbia				\$613
Greene				\$603
Saratoga	\$24,000	\$6,497	\$1,974,400	\$25,535
Rensselaer				\$817
Warren				
Washington				\$614

Mid-Hudson

County	Fair Purses	Reimbursements	Stakes Purses	Breeders Awards
Duchess				
Orange				\$131,146
Goshen Fair	\$26,050	\$5,950		
Goshen			\$165,000	
Rockland				\$720
Sullivan			\$1,239,200	\$1,099
Ulster				\$24,559
Westchester			\$4,827,600	\$27,978

*The Harness Racing Museum in Goshen received a \$40,000 grant from the Fund in 2016.

*The Historic Track in Goshen received a \$40,000 grant from the Fund in 2016.

New York City & Long Island

County	Fair Purses	Reimbursements	Stakes Purses	Breeders Awards
Bronx				
Kings				
Nassau				\$30,810
Queens				\$3,741
Suffolk				\$31,368
New York				\$15,153
Richmond				\$134
Non Resident				\$447,676
Totals	\$659,825	\$121,125	\$13,565,100	\$950,000

% Fair purses included \$5,000 for RUS races with additional funding from outside sources for RUS races in the amount of \$3,175.

*Not all W9 forms have been collected from breeder award recipients as of the date of this report.

**Non-resident Breeders Awards totaled \$447,676 or 47% of the total.

'@Only 1 Fair had additional paperwork submitted for repairs/admin reimbursement for 2016.

Statement of Cash Flows

	Year Ended* Dec 31, 2016	Year Ended Dec 31, 2015
CASH FLOWS FROM OPERATING ACTIVITES		
Cash received from handle, breakage, VLTs & other Fees	\$16,115,378	\$15,697,770
Cash received from interest on cash & cash equivalents	\$33,843	\$29,190
Cash received from other income	\$0	\$0
Cash payments for racetrack purses	\$(11,909,859)	\$(11,489,103)
Cash payments for state, county, & town fair purses	\$(1,315,187)	\$(1,298,729)
Cash payments for Drug Testing Program	\$(107,468)	\$(115,511)
Cash payments for breeders awards	\$(950,000)	\$(949,927)
Cash payments for general & administrative expenses	\$(846,000)	\$(637,668)
Cash payments for Zweig Memorial Fund	\$(315,485)	\$(306,006)
Cash payments for county fair repairs	\$(121,353)	\$(79,900)
Cash payments for grants	\$(97,700)	\$(96,948)
Cash payments for 4-H standardbred development	\$(40,000)	\$(40,000)
NET CASH PROVIDED BY OPERATING ACTIVITIES	\$446,169	\$713,168
CASH & CASH EQUIVALENTS AT BEGINNING OF YEAR	\$7,891,488	\$7,036,063
RECONCILIATION OF CHANGES IN NET ASSETS TO NET CASH PROVIDED BY OPERATING ACTIVITIES		
Changes in net assets:		
Adjustments to reconcile changes in net assets	\$446,169	\$713,168
Changes in handle, breakage, & VLT receivable	\$190,982	\$58,111
Changes in other accrued liabilities	\$277,391	\$35,392
GASB 68 OPEB obligation	\$8,821	\$8,754
Changes in Net OPEB obligation	\$49,212	\$40,000
Changes in accrued interest receivable	\$0	\$0
NET CASH INCREASE FOR PERIOD	\$972,575	\$855,425
CASH & CASH EQUIVALENTS AT END OF YEAR	\$8,864,063	\$7,891,488

* PRELIMINARY 2016

Statement of Net Assets

ASSETS	Year Ended* Dec 31,2016	Year Ended Dec 31,2015
CURRENT ASSETS		
Cash and cash equivalents	\$8,864,063	\$7,891,488
Handle, breakage, and VLT receivable	\$1,918,000	\$2,108,982
Accrued interest receivable	\$0	\$0
	<hr/>	<hr/>
TOTAL CURRENT ASSETS	\$10,782,063	\$10,000,470
CURRENT LIABILITIES		
State, county & town fair obligations payable	\$4,500	\$25,550
Zweig Payable	\$123,648	\$124,795
Other accrued liabilities	\$479,199	\$179,611
Deferred revenue	\$0	\$0
	<hr/>	<hr/>
TOTAL CURRENT LIABILITIES	\$607,347	\$329,956
GASB 68 Obligation	\$17,575	\$8,754
Net OPEB Obligation	\$502,121	\$452,909
	<hr/>	<hr/>
TOTAL LIABILITIES	\$1,127,043	\$791,619
NET ASSETS		
Restricted for purses	\$5,402,524	\$4,785,232
Restricted for other purposes	\$3,891,528	\$3,895,110
Unrestricted	\$360,968	\$528,509
	<hr/>	<hr/>
TOTAL NET ASSETS	\$9,655,020	\$9,208,851
	<hr/>	<hr/>
TOTAL LIABILITIES AND NET ASSETS	\$10,782,063	\$10,000,470

* PRELIMINARY 2016

Statement of Revenue, Expenses & Changes in Assets

OPERATING REVENUES	Year Ended* Dec 31,2016	Year Ended Dec 31,2015
Handle and breakage	\$1,347,361	\$1,882,344
Video lottery revenue	\$13,333,203	\$12,403,776
Nomination & sustaining fees	\$1,434,814	\$1,411,650
Interest income	\$33,843	\$29,190
TOTAL OPERATING REVENUES	\$16,149,221	\$15,726,960
EXPENSES		
Racetrack purses	\$11,909,859	\$11,489,103
State, County Fair Purses/Repairs/Admin	\$1,436,540	\$1,378,629
Drug Testing Program	\$107,468	\$115,511
4-H standardbred Dev Grants/Grants	\$137,700	\$136,948
Zweig Memorial Fund	\$315,485	\$306,006
General and administrative	\$846,000	\$637,668
Breeders awards	\$950,000	\$949,927
TOTAL OPERATING EXPENSES	\$15,703,052	\$15,013,792
OPERATING INCOME	\$446,169	\$713,168
OTHER INCOME	\$0	\$0
CHANGES IN NET ASSETS	\$446,169	\$713,168
Net assets at beginning of year	\$9,208,850	\$8,495,682
NET ASSETS AT END OF YEAR	\$9,655,019	\$9,208,850

* PRELIMINARY 2016

Agriculture & New York State Horse Breeding Development Fund

2016 Purses Paid

Racetrack	Sire Stakes 2 Year Olds	Sire Stakes 3 Year Olds	Excelsior 2 Year Olds	Excelsior 3 Year Olds	Finals	Total
Batavia Downs	\$380,000	\$420,000	\$197,100	\$148,800	\$0	\$1,145,900
Bufalo Raceway	\$380,000	\$420,000	\$192,300	\$148,200	\$0	\$1,140,500
Monticello Raceway	\$380,000	\$420,000	\$234,600	\$204,600	\$0	\$1,239,200
Saratoga Raceway (4)	\$570,000	\$630,000	\$474,300	\$200,100	\$100,000	\$1,974,400
Tioga Downs (2)	\$380,000	\$420,000	\$256,200	\$208,500	\$0	\$1,264,700
Vernon Downs (3)	\$380,000	\$420,000	\$253,500	\$354,300	\$200,000	\$1,607,800
Yonkers Raceway (5)	\$1,045,000	\$1,151,000	\$491,400	\$340,200	\$1,800,000	\$4,827,600
Track Subtotal	\$3,515,000	\$3,881,000	\$2,099,400	\$1,604,700	\$2,100,000	\$13,200,100
Other						
Empire Breeders Classic (6)	\$0	\$200,000	\$0	\$0	\$0	\$200,000
State Fair at Goshen	\$0	\$0	\$0	\$165,000	\$0	\$165,000
County Fair (1)	\$237,600	\$290,400	\$0	\$0	\$80,000	\$608,000
Other Subtotal	\$237,600	\$490,400	\$0	\$165,000	\$80,000	\$973,000
Grand Total						
	\$3,752,600	\$4,371,400	\$2,099,400	\$1,769,700	\$2,180,000	\$14,173,100

(1) Includes County Fair finals at Batavia Downs (\$80,000).

(2) Includes State Fair races (\$400,000).

(3) Includes Excelsior Finals (\$180,000) and State Fair races (\$400,000) and Consolation Finals (\$200,000).

(4) Includes Excelsior Finals (\$180,000) and Consolation Finals (\$100,000).

(5) Includes NYSS Finals (\$1,800,000).

(6) Empire Breeders Classic races at Tioga Downs (\$100,000) & Vernon Downs (\$100,000).

Economic Impact

More than a decade after VLT's were introduced to New York these positive harness industry predictions – higher purses, expanded agriculture, thriving breeding farms, and thousands of racing related jobs across New York State – have come true. Not only have VLTs generated hundreds of millions of dollars in funding for education across the state, but New York's harness industry has continued to be a model program that other states try to emulate.



As evidenced by the table below, total Standardbred Economic Impact has increased 190% to \$795 million annually and the harness industry alone has seen an increase in jobs of over 190% as a result of the thoughtful, racing based VLT initiative enacted by the New York State Legislature.

More than a decade after VLT's were introduced to New York these positive harness industry predictions – higher purses, expanded agriculture, thriving breeding farms, and thousands of racing related jobs across New York State – have come true.

ECONOMIC IMPACT	2001	2013	% CHANGE
Direct Impact	\$117,100,000	\$336,400,000	+ 188%
Indirect Impact	\$156,700,000	\$458,400,000	+ 193%
Total Impact	\$273,800,000	\$794,800,000	+ 190%

JOBS IMPACT	2001	2013	% CHANGE
Direct Jobs	690	1,970	+ 186%
Indirect Jobs	1,560	4,570	+ 193%
Total Jobs	2,250	6,540	+ 191%

Economic indicators demonstrate major investments and growth with typical industry wide challenges

Increased purses and breeding awards have attracted significant new investment into New York's breeding and agriculture sectors, resulting in new farms and training facilities in regions across the state; while these investments have benefited the racing and breeding industries in New York they have also come with challenges.

- Harness racing purses - the purses in general have leveled off since the initial spikes. This has been in part because of less racing, flat VLT revenue, less handle and higher costs of doing business in general. With full scale New York casinos beginning to open and with the VLT funding also leveling off there is the expectation that the industry will continue to face the same challenges other states are currently facing which is competing against multiple gaming opportunities.
- Capital expenditures in the decade after VLTs were approved increased over 519% to \$20.9 million per year across New York.
- Total Standardbred industry jobs increased over 204% over the same period to nearly 7,000 jobs.

Economic Impact

The benefits are beginning to wane with the expenses of maintaining these capital projects and the increased payrolls that come with them.

The Agriculture and New York State Horse Breeding Development Fund will continue to promote and manage the New York State breeding and racing program to optimize the maximum benefits to those who participate in the program and who support the New York State agricultural economy.

New York Standardbred Horse Sale Growth

- The sale of New York-bred Standardbred horses is a great leading indicator of the level of interest in New

York racing. The continuing demand for NY-bred horses remains strong. NY-bred's innate abilities and qualities continue to shine through for those looking for a quality animal to race and eventually breed. Those who buy and own racehorses appreciate that with a NY-bred there will also be more opportunities to earn money.

- There were four (4) key regional auctions for Standardbred yearlings, including Harrisburg, Lexington, Morrisville and Goshen.
- Sales of New York-bred yearlings are up approximately 423%, comprising a 176% increase in count combined with a 91% gain in the average price from 2001 to 2016.

SUMMARY – Yearling Sales (4 auctions)

	2001	2016	Change	% Change
Yearlings Sold	234	646	412	176%
Total Sales	\$3,900,000	\$20,408,000	\$16,508,000	423%
Average Price	\$16,500	\$31,591	\$15,091	91%



Mares Bred Nationally

Alberta	312	New Brunswick	3
British Columbia	5	New Jersey	208
California	23	New York	1,264
Delaware	208	North Carolina	7
Florida	38	Nova Scotia	4
Idaho.....	1	Ohio	2,410
Illinois	395	Ontario	2,427
Indiana	1,938	Pennsylvania	2,156
Iowa.....	173	Prince Edward Island	314
Kentucky	150	Quebec	82
Louisiana.....	5	Saskatchewan	1
Maine	122	Tennessee	1
Manitoba	76	Texas	10
Maryland	193	Virginia	5
Michigan	106	Wisconsin	4
Minnesota	204		
Mississippi	6		
Missouri	53		
Nontana.....	7		

TOTAL	12,911
--------------	---------------

(Up 757 mares bred from 2015)

Purses Paid for State-Restricted Races

STATE	2015 PURSES	2016 PURSES	2017 ESTIMATED
Delaware.....	\$3,600,000	\$3,600,000	\$3,600,000
Florida.....	\$968,377	\$952,970	\$950,000
Illinois	Not Available	Not Available	Not Available
Indiana.....	\$8,196,000	\$8,040,000	\$8,252,000
Kentucky	\$1,600,000	\$1,489,000	\$2,500,000
Maine.....	Not Available	Not Available	Not Available
Maryland.....	\$1,683,285	\$1,716,025	\$1,700,000
Michigan.....	\$910,985	\$818,000	Not Available
New Jersey.....	\$2,392,900	\$1,783,000	\$1,783,000
New York.....	\$13,800,000	\$13,800,000	\$13,800,000
Ohio	\$5,800,000	\$7,500,000	\$7,500,000
Ontario.....	\$15,962,000	\$14,666,000	Not Available
Pennsylvania	\$16,000,000	\$16,000,000	\$16,000,000

Note: Purses for Pennsylvania include Sire Stakes, Stallion Series and Fair Stakes; New York Purses include Sire Stakes, State Fair stakes and Excelsior Series and County Fair; New Jersey purses include N.J. Classic and Miss New Jersey; Maryland purses include Sire Stakes and Maryland Standardbred Race Fund. Purse totals do not include overnight races.



Strong Showing for the New York Horse Program in 2016 Eastern National 4-H Horse Roundup

This National Competition was a great opportunity to showcase New York State youth. The youth, parents, coaches, and staff were all wonderful - we had a GREAT DAY!!

New York placed 4th see results below:

Hippology Contest

4th NY Hippology Team (Annie Born, Rebekah Bagley, Marley Simpson, Kendra Davis) Score 1400

Public Speaking Contest

4th NY Communications Team (Laura Bagley, Rachel McCarthy, Alexie Zeigler, Kelsey Voss) Score 785.5

For a complete list of results log on to <http://www.4hroundup.com/results>

Contact Information

Andrew S. Turner
NYS 4-H State Leader
202c Beebe Hall
Cornell University
Ithaca, NY 14850
(607) 255-7516

Alycia Schick
NYS 4-H Horse Program
Events Coordinator
4-H Community Educator
Madison County Cornell
Cooperative Extension
PO Box 1209
Morrisville, NY 13408
(315) 684-3001 e. 110

New York State 4-H Horse Program Report



New York State 4-H Horse Program Builds Next Generation of the Equine Industry Workforce

*Submitted by Andy Turner, NYS 4-H State Leader
Alycia Schick, NYS 4-H Horse Program Events Coordinator*

The support from the NYS Horse Breeding Development Fund is a critical component supporting the overall goals of the NYS 4-H Horse Program. The support allows for the continuation and strengthening of the on-campus support to the 4-H Horse Program within the Department of Animal Sciences and the State 4-H Office in the College of Human Ecology. In addition, this funding allows us to create a strong partnership with our County based 4-H Educators in order to continue to offer State-wide 4-H Horse events. The program has a wide reach in both rural and urban areas and a long track record of extending resources effectively through the Cooperative Extension/4-H system. Participating youth develop skills in all three 4-H mission mandate areas (STEM, Citizenship and Healthy Living) while also learning a great deal about the economic and social impact of the NYS Horse Industry.

Our Focus for 2017

- Providing education and support to the volunteers, educators and youth of the NYS 4-H Horse Program.
- Utilizing the proposed program of tours, day clinics, educational events, camps, activities at the NYS Fair, and in-service in order to reach youth throughout New York State in a program that prides itself on education and safety in support of the equine industry.
- Provide an opportunity for youth enrolled in 4-H horse projects to demonstrate their knowledge of equine related subject matter.

The Horse Program continues to be one of the most popular 4-H focus areas among all of the project areas. According to the NYS 4-H office there were over 5047 4-H youth enrolled in equine programming in 2016. This is a 16% increase from last year. In 2017, we hope to increase enrollment by 10% and your support would help us improve marketing, create new partnerships, educate the public, and encourage more participation.

In 2016, there were nine Standardbred Day Clinics held throughout New York State reaching 426 participants including youth and adults. In 2016, there were three Train the Trainer Clinics held throughout New York State reaching 186 participants including youth and adults.

These clinics covered:

Equine Science

Classroom and Hands-On Learning

Nutrition

Anatomy

Physiology

Reproduction

Equine Careers

Standardbred Racing

Conditioning and Training

Harness and Equipment

Equine Massage Therapy

Western Dressage

Driving



Participating CCE Offices

Map of Extension Offices that Received Funding for Train the Trainer Clinics



Map of Extension Offices that Received Funding for Standardbred Day Clinics



Train the Trainer Clinics

Orange County 4-H Horse Fun Day

Submitted by Jerome Christie, 4-H Issue Leader

Cornell Cooperative Extension of Orange County Horse Fun Day is an opportunity for 4-H youth to demonstrate their horse knowledge and love for horses. This year the challenge had a new twist as the youth engaged non 4-H youth and families but also presented their knowledge to some visitors with developmental challenges. We had 94 people pre-register for the event with several walk-ins being accepted at the door that day. Each of these participants experienced interactive information and action stations that bolstered their learning and hopefully, their excitement for these wonderful animals. In addition to the education stations, participants got to ask questions, groom a horse, explore the many aspects of horse care, and identify different types of tack that are used on horses.



Erie County 4-H Standardbred Day

Submitted by Tammi Kron Cornell Cooperative Extension of Erie County

On July 23, 2016 Erie County hosted Standardbred Day. This was a great day of learning and fun for the members of the Erie County 4-H Equine Program. Throughout the day, there were 65 participants that took part in the farm visits and tour at the raceway. The event began at North Creek Racing, Lakeview, NY focusing on Hydrotherapy. Youth learned that this is a form of therapy that uses water to alleviate pain, aide movement and stimulate recovery of wounds or injury. The second stop of the day was at Bar 1 Farm, where youth learned about the Standardbred breed. The 4-H members were given the opportunity to ride around the track on a job cart with a trainer.

The next stop of the day was at a draft horse farm owned by Judy Zimbardi of Eden. The members were introduced to a paint draft horse that is used to pull wagons. Members learned about the shoes worn by the workhorses show similarity to the Standardbred shoes as they both have cork and barium that allows the horses to grip the surface and not slip. Then off to the Buffalo Raceway. Youth experienced topics related to equipment used by a Standardbreds, nutrition, understanding what your horse is telling you and the racing industry. Thank you to The Agriculture and New York State Horse Breeding Development Fund for making this day event possible to the Erie County 4-H Program.



Standardbreds: Racing, Pleasure & More

*Submitted by Bernadine Wiesen,
Executive Director, 4-H/FCS Issue Leader
Cornell Cooperative Extension of Rensselaer County*

Region 5 (Albany, Clinton, Columbia, Essex, Fulton, Greene, Montgomery, Rensselaer, Saratoga, Schenectady, Schoharie, Warren and Washington Counties) is home to the New York State 4-H Draft Chair, Tamara Healy and many skilled pleasure drivers willing to share their knowledge. Driving is at the basis of the Standardbred Industry through Harness Racing and was a well-received subject for our 2015 Regional Training.

In early May twenty-seven participants arrived to the Schaghticoke Fairgrounds. Two carts and horses provided by the Rensselaer County Draft Animal Club were on hand to provide participants first-hand experience at applying safety, harnessing and driving techniques.



Topics covered during the day included:

- Safety related to harnessing and driving
- Hands-on instruction on how to handle horses on the ground
- Hands-on harnessing and hitching
- Equipment and parts of the harness
- The basics of carts and wagon types
- Care and maintenance

Standardbred Day Clinics

Cayuga County 4-H Standardbred Day Clinic

*Submitted by Dorothy Slegle, 4-H Educator
Cornell Cooperative Extension of Cayuga County*

Thirty-five participants from Cayuga and Onondaga counties gathered at Sunshine Horses facility in Central Square for a fun-filled day of learning about the Standardbred breed, and how they can be “re-purposed” once retired from the track. Sunshine Horses is a non-profit agency and rescue facility for horses that focuses on retraining and rehoming retired Standardbred racehorses. The facility hosts spoke in-depth about the Standardbred breed, uses, attributes of



the breed and their suitability to be “re-purposed” as a 4-H project horse.

Franklin County 4-H Training Races

*Submitted by Patricia Banker, 4-H Program Educator at
Cornell Cooperative Extension of Franklin County*

May 20-22, CCE of Franklin County 4-H Horse Program held a very well received event that has become known as the “4-H Training Race” during the annual 4-H Horse Camp. The event was held at the Franklin County Fairgrounds in Malone, NY. Youth from Franklin, Clinton, Essex Counties, Akwesasne, and Canada participated. The total estimated participants, including the public, parents and siblings of 4-H campers, was estimated to be around 200.



Topics included:

- Breeding, Raising and Training the Standardbred “How do I get involved?”
- Equine Hoof Care
- Equine Massage
- Horsemanship
- Equine Anatomy

Jefferson County 4-H

*Submitted by Karen Soule, 4-H Educator at Cornell
Cooperative Extension of Jefferson County*

On July 21, 2016, 4-H youth from Jefferson County traveled to SUNY Morrisville to learn more about the Standardbred industry. First stop was at the Equine Rehabilitation Center where we were treated to a tour and demonstrations of therapeutic exercises, swimming and the underwater treadmill. The horse that we watched swimming is a retired Standardbred that the college acquired to use for the purpose of rehabbing and teaching students. The next stop was the original facility on Swamp Road that houses the Standardbreds, then the western barn and the English barn where we were able to get a tour of each facility. This was a great trip for our youth as some of them want to pursue an education in the equine industry.

4-H Track Day at Vernon Downs

*Submitted by Lisa Farney, 4-H Educator at Cornell
Cooperative Extension of Oneida County*

4-H of Oneida County hosted a 2 day educational event focusing on the Standardbred racing industry July 11th and 16th 2016. Overall 44 individuals participated from three counties (Oneida, Herkimer and Onondaga). Of the 44, we had 20 adults and 24 youth attend. Without the Agriculture and New York State Horse Breeding Development Fund this opportunity would not be possible. We are also very grateful to the Harness Horse Youth Foundation for their involvement in these educational events. We would not have been able to offer such a successful and detailed experience for our 4-H families without them. The Vernon Downs Track Tour through the Oneida County 4-H has steadily grown over the years. 4-H youth and their families are allowed a very comprehensive track experience that is very rewarding. Through this tour youth are able to understand horse health care, equine management



and most importantly gain an understanding of the ethical standards that are required to be a part of the racing industry.

Standardbred Clinic in Sullivan County

*Submitted by Colleen Monaghan, 4-H Educator at Cornell
Cooperative Extension of Sullivan County*

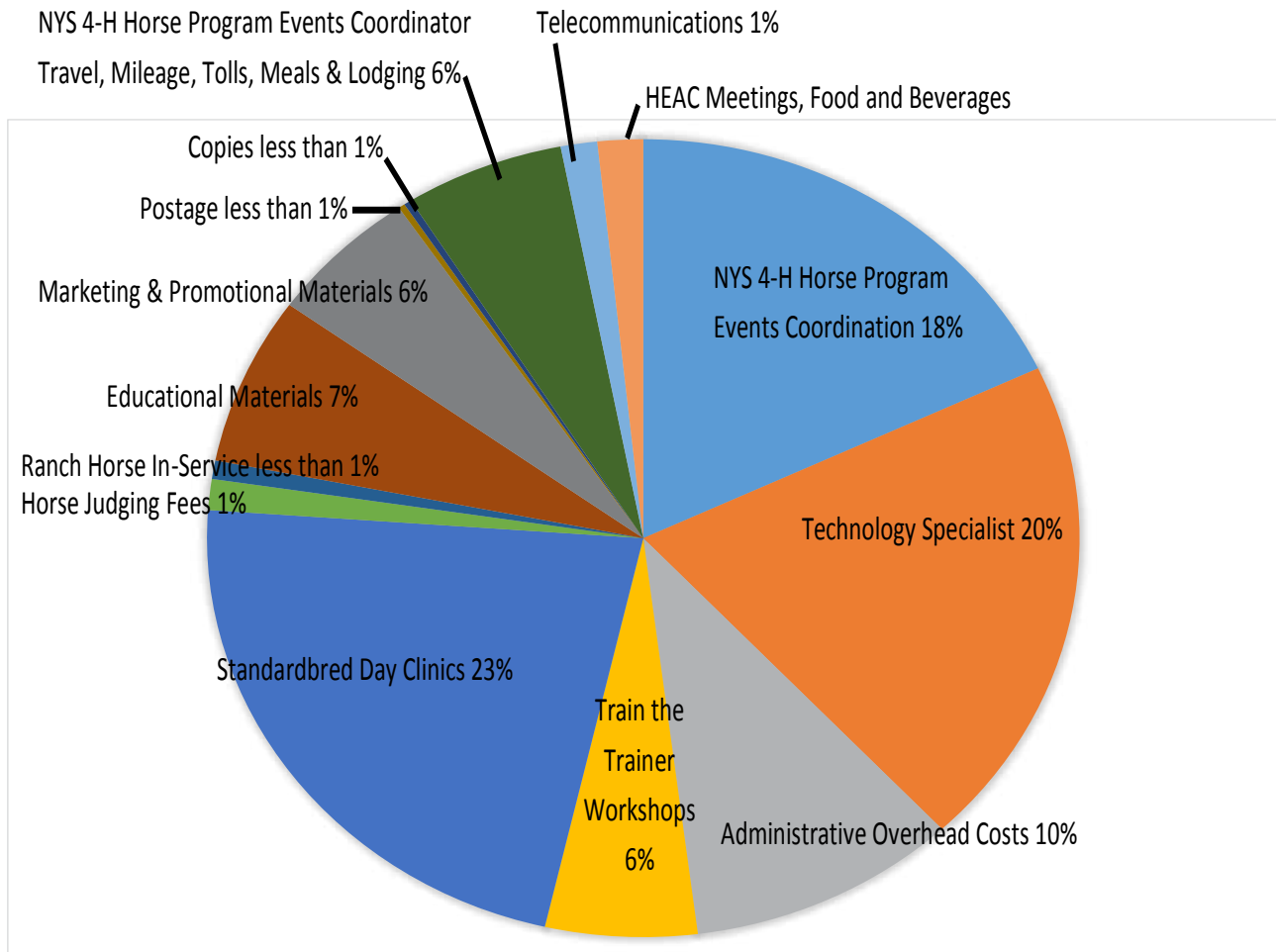
CCE Sullivan 4-H Horse Program Task Force planned and implemented an educational clinic at Rubin Livestock in Monticello, NY on Wednesday, July 13, 2016. Twenty-eight participants learned about equipment fitting, hands-on harnessing and hitching, equine dentistry, how to wrap a leg and why, first aid and youth had the opportunity to take a ride in the cart to feel what it is like behind a horse, as opposed to on top of the horse.

Standardbred Clinic in Steuben County

*Submitted by Robin Bartholomew & Jenny Grown, 4-H Educator at Cornell Cooperative
Extension of Steuben County*

Thirty-six participants from Cayuga, Ontario, Seneca and Steuben counties attend a Standardbred clinic at Steuben Farms on October 29, 2016. Dr. Guy Hammond explained how he became involved in the Standardbred industry and a brief history of Steuben Farms. He explained breeding and foaling practices, feeding and care of the equines, ultrasounds and pasture management. Jineen Geffers shared information about training and racing. She showed the racing attire used, harness and bikes used for racing, and the quarter mile track located on the farm. All the participants received a stethoscope, a laminated anatomy of the horse poster and information from the U.S. Trotting Association and Harness Youth Foundation.

2016 Financial Summary



Mark Your Calendar

April

Saturday, April 8, 2017 State Horse Bowl at Cornell University

Saturday, April 15, 2017 State Horse Judging at Morrisville College

May

Saturday, May 13, 2017 State Horse Communications at Cornell University

August & September

Sunday, August 27, 2017 State Hippology at New York State Fairgrounds

Thursday, August, 24—Monday, September 4, 2017 New York State Fair

November

Saturday, November 5, 2017 Eastern National 4-H Horse Round Up at Kentucky Exposition Center, Louisville, KY

NYSS Proud Sponsor of Racing Under-Saddle Fair Series



Congrats to the RUS New York 2016 Fair Series Champion, Admirable Hanover, ridden by Vanessa Karlewicz, and to the High Point Rider, Heather Reese!

Benefits of RUS

- Women and men from all different equestrian disciplines have the opportunity to participate.
- Helps attract some fresh fans to the sport of Harness Racing.
- Racing Under Saddle broadens awareness of the Standardbred across other disciplines. We believe this will also help give Standardbreds a step in the right direction towards a second career. By being broke to saddle, it may be easier to place them in pleasure horse homes when they are finished their careers.
- Provides horses that may not make enough or fit classes at the tracks with another use for owners. Retired horses also allowed to race at fairs.

RUS is just one more way to promote and enhance New York's already-stellar Standardbred breeding and racing programs.



Scholarship Race Tioga Downs

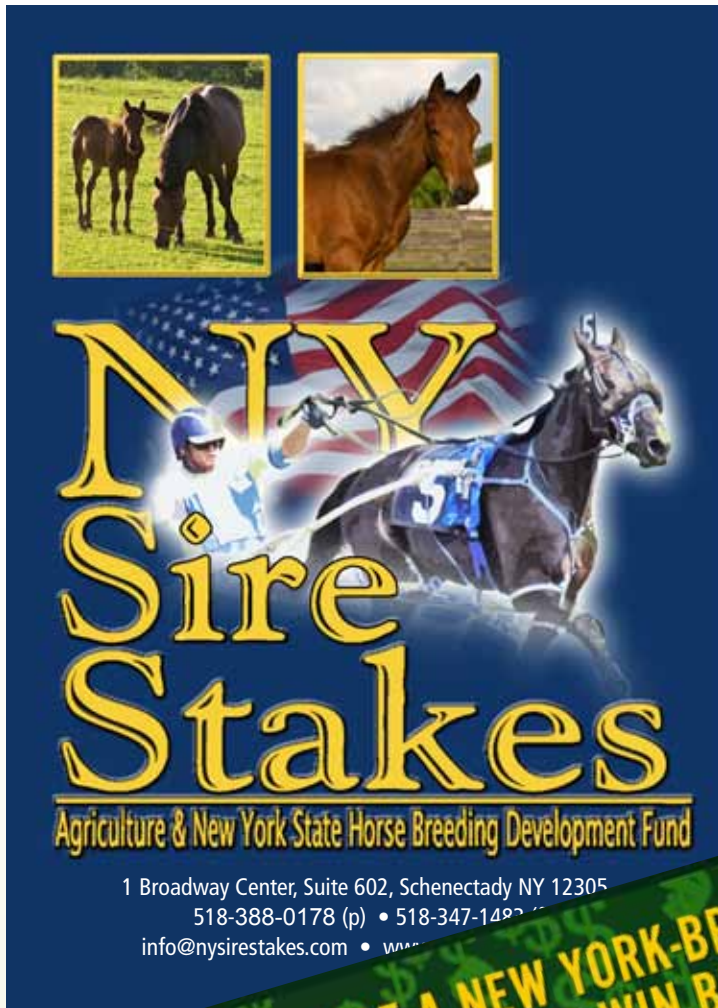
Tioga Downs hosted their annual Scholarship Race on June 7th, made possible by the generosity of the Agriculture & New York State Horse Breeding Development Fund, the Southern Tier Harness Horsemen's Association and Tioga Downs.



For Alexis Eaton (Owego Free Academy), Faith Jones (Johnson City HS), Marlie Lakach (Union Endicott HS), Hannah Luszczyk (Newark Valley HS), and Adam Zwierlein (Tioga HS), the annual Tioga Downs Scholarship Race was the main event, as they teamed up with Tioga horsemen in two-seat jog carts for the five-eighths-mile non-wagering race. The Agriculture and New York State Horse Breeding Development Fund and the Southern Tier Harness Horsemen's Association are instrumental in their support of the Scholarship Race, as have been local horsemen Corey Braden, Scott Coulter, Mike Deters, Tyler Freese, Jason MacDougall, and Mike Sinclair, with whom the students had worked side-by-side over multiple weekends to learn basic horsemanship, race strategy, and safety in preparation for the race. The Scholarship Race took place after the second race on the 15-race card.

The annual Tioga Downs Scholarship Race, a non-wagering exhibition sponsored by the Agriculture and New York State Horse Breeding Development Fund and the Southern Tier Harness Horsemen's Association, went to the Tompkins Cortland Community College-bound Alexis Eaton, teaming up with trainer Mike Deters in a two-seated jog cart behind Prairie Jaguar in the 5/8-mile race.

NYSS 2016 Advertising



NY Sire Stakes
Agriculture & New York State Horse Breeding Development Fund

1 Broadway Center, Suite 602, Schenectady NY 12305
518-388-0178 (p) • 518-347-1492 (f)
info@nysirestakes.com • www.nysirestakes.com

The Agriculture and New York State Horse Breeding Development Fund continued the very effective ad campaign that has produced excellent results over the past couple of years.

In 2016, the campaign was developed into a three pronged approach.

It begins with banner ads flashing throughout the United States Trotting Association website. The banner ads linked to race videos of successful NY-breds or written articles about their racing achievements.

USTA banner ads were also used to remind owners of payments and other paperwork that needed timely submission. These ads also had links to forms and information on the Sire Stakes website.



PURCHASE A NEW YORK-BRED FOR A CHANCE TO WIN BIG!
2016 Sires Stakes purses estimated at \$15 million!
Residency based Breeders Awards Program estimated at \$1 million!
3 tiers of Sires Stakes racing ensures a fit for horses at every level.
SEE YOU IN THE WINNER'S CIRCLE!

For more information contact:
Agriculture and New York State Horse Breeding Development Fund
One Broadway Center, Suite 602 | Schenectady, NY 12305
518-785-5858 | www.nysirestakes.com



NY Sire Stakes
Yearling Nominations due May 15th



NY Sire Stakes
New York Stallion Registrations are now due

NYSS 2016 Advertising

The second approach was promoting the select NY-Bred yearlings that were selling at the Standardbred yearling sales.

The online advertising was followed up by print ads in industry magazines, awards journals and in Grand Circuit racing programs, all outlets available were utilized to promote the New York breeding and racing program in New York.

Promotional items were also distributed to racetrack attendees on nights that New York Sire Stakes were held.

Information about the Agriculture and New York State Horse Breeding Development Fund and the New York Sire Stakes breeding and racing program was also made available.



**Your chance to own a
NEW YORK-BRED!**

- ✓ 2016 Sire Stakes purses estimated at \$15 Million
- ✓ Residency based Breeders Awards Program estimated at \$1 Million
- ✓ 3 tiers of Sire Stakes races ensures a fit for horses at every level!

Starring Grand Circuit & NYSS Sires

Find a seat at one of the outstanding yearling sales offering New York's finest this fall:

Morrisville College Equine Institute - Morrisville, NY	September 17
Goshen Yearling Sale - Goshen, NY	September 18
Lexington Selected Sale - Lexington, KY	October 4-8
Standardbred Horse Sales Company - Harrisburg, PA	November 7-9

NY Sire Stakes

Agriculture & New York State Horse Breeding Development Fund
 1 Broadway Center, 6th Floor, Schenectady NY 12305
 518-785-5858(p) 518-347-1483(f)
 info@nysirestakes.com www.nysirestakes.com
 www.facebook.com/NYSireStakes

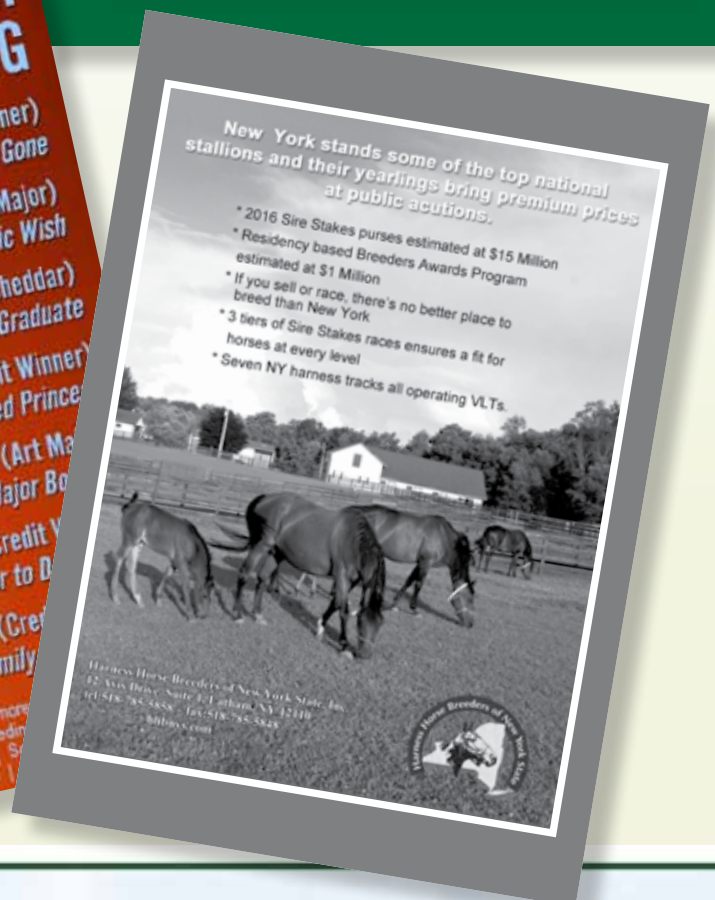


**NY YEARLINGS TO WATCH
THIS WEEK IN HARRISBURG**

- HIP #8:** Poof Of Credit (Credit Winner) colt out of Poof She's Gone
- HIP #11:** Classy Chris (Art Major) from the family of Classic Wish
- HIP #51:** Betterthangraduate (Betterthancheddar) filly out of Western Graduate
- HIP #80:** Chasin' Dreams (Credit Winner) half brother to Pampered Prince
- HIP #81:** Ground Control (Art Major) full brother to Major Bo
- HIP #104:** Ex Machina (Credit Winner) full sister to D
- HIP #173:** The Merchant (Credit Winner) from the family

For more information contact:
 Agriculture and New York State Horse Breeding Development Fund
 One Broadway Center, Suite 602 | Schenectady, NY 12305
 518-785-5858

NY Sire Stakes



New York stands some of the top national stallions and their yearlings bring premium prices at public auctions.

- * 2016 Sire Stakes purses estimated at \$15 Million
- * Residency based Breeders Awards Program estimated at \$1 Million
- * If you sell or race, there's no better place to breed than New York
- * 3 tiers of Sire Stakes races ensures a fit for horses at every level
- * Seven NY harness tracks all operating VLTs.

Harness Horse Breeders of New York State, Inc.
 62 Van Dyke, Suite 301, Latham, NY 12110
 (518) 785-5858 Fax: (518) 785-5828
 www.hbnyss.com

Harness Horse Breeders of New York State

Harness Horse Youth Foundation



Evan White- representative for Vernon Downs on Hambo Day

Celebrating 40 years of youth education and service to harness racing, the Harness Horse Youth Foundation is a charitable 501(c)3 organization dedicated to providing young people and their families educational opportunities with harness horses, in order to foster the next generation of participants and fans. The Foundation makes a difference in young people's lives through interactive learning experiences with these versatile animals, scholarship programs, and creation and distribution of educational materials.

The Harness Horse Youth Foundation held a number of horsemanship camp events, five of them scheduled in New York. Goshen Historic Track and Vernon Downs each hosted five-day overnight horsemanship camp. HHYF's popular overnight camp events are intense, hands-on introductions to horsemanship. Participants learn to care for horses including grooming, proper equipment and safety techniques, and how to drive a horse with assistance from licensed trainers and drivers.



Event	Dates	Location	Attendance
Leadership Program	July 5 – 9	Goshen Historic Track	12
Oneida 4-H Program	July 11	Vernon Downs	15
HHYF Camp	July 12 – 16	Vernon Downs	11
HHYF 1–Day Events	July 19 - 21	Goshen Historic Track	25
	(July 23 cancelled due to heat)		

The 2016 HHYF schedule included three weeks in New York and each event was at or near maximum number of participants.

Harness Horse Youth Foundation

HHYF travels with its own stable of Trottingbred's, a slightly smaller breed of horse than the Standardbreds that normally race at the track. The Vernon camp culminated with a driving exhibition behind the starting gate in full racing colors, where one participant was chosen to represent Vernon Downs on Hambletonian Day, Saturday, August 6 at The Meadowlands. Representatives from other five-day HHYF events also participated in the "Hambo weekend's festivities.

"We were pleased to again present our horsemanship camp at Vernon Downs. We are very fortunate to have supportive sponsors and volunteers who recognize our mission's importance. We look forward to sharing the enthusiasm of the participants as they discover the fun of driving and caring for a racehorse," explained HHYF Executive Director Ellen Taylor.

The Harness Horse Youth Foundation also sponsored a harness horse leadership camp at the Goshen Historic Racetrack July 5-9, 2016. The 2016 grant monies provided by the Agriculture and New York State Horse Breeding Development Fund went almost exclusively towards the expenses related to the Leadership Program. The preferred age of applicants for the overnight camp was 14-18, preferably with harness racing experience.

The camp included overnight accommodations, all meals and materials. The camp began on Tuesday, July 5 and wrapped up mid-afternoon on Saturday. Students work hands-on with the HHYF's stable of Trottingbred horses. Among the topics covered are care and grooming, equipment, conformation, lameness, history, stable management, and equine careers. A trip to the adjacent Harness Racing Museum and Hall of Fame is included as the participants are involved in service projects for the museum.

HHYF Executive Director Ellen Taylor added, "This program is unique because of its leadership component and the compelling interest level of the participants. Coming on the heels of our fortieth anniversary celebration in Goshen the month before, it is representative of our evolution as an educational organization.



New Owner Seminar

"Getting in the Game"



By Tim Bojarski

A successful new owner seminar was held at Batavia Downs this past October in conjunction with the Agriculture and New York State Horse Breeding Development Fund (hosted by Harness Horse Breeders of NYS). This organization is one of the most proactive in the sport and has an extensive new owner program of their own. Batavia Downs is relentless in promoting the sport in western New York and hosts dozens of events each year to bring fans to the track to watch live racing.

The synergy between the USTA, ANYSHBDF and Batavia Downs produced an effective program. Through their combined advertising and use of social media, 23 people signed up and attended. This was one of the highest numbers of people to ever sit in on a presentation of this type.

A two-hour classroom session provided a plethora of information on the topic, including many books and pamphlets provided by the HHBNYS to each attendee about ownership, breeding and staking, as well as state specific materials like licensing forms and tax information.

Several popular local trainers and drivers were included in the conversation and questions from the crowd came faster than they could be answered. The group was then taken on a paddock and barn tour and watched close-up as the horses were

readied for the night's action. There was a lot of spontaneous interaction with local horsemen during that time that everyone appreciated.

All were then taken to the clubhouse for dinner and later visited the winner's circle to have their picture taken with the winning horse.

The entire experience was created to show what it feels like to be an actual owner. The feedback from the fans was exceptional. Of the 23 people attending (this included five couples with significant others), three became immediate players. One has already gotten his owner's license and has purchased a horse. Two others are currently in talks with trainers about how they can get involved. Inquiries after the fact from yet another two have now been received.

The main principals of this event were equally enthused about the program's results.

"I thoroughly enjoy doing new owner seminars and sharing the information is very rewarding to me," said Betty Holt, executive director of the HHBNYS.

"Planting the seeds and watching them grow helps those who want to get into the sport, as well as the sport itself."

“Based on how well the seminar was received, it would be something we would look to do again next year,” said Todd Haight, general manager of live racing at Batavia Downs and...

“We were very happy to partner with the USTA and the ANYSHBDF on this and it produced real results. So in the end, everyone will benefit.”

This one event reflects a 5 percent--and possible 15 percent--rate of new owner participation based on the number of participants in the seminar. Imagine what could be generated if more tracks and organizations took the time and initiative to hold this type of seminar.

Many current Standardbred owners got their start by attending the races as fans before realizing they wanted to get involved as owners. And that progression remains the same today as people become consumed with the sport the more they see it.

At every racetrack, there are a percentage of fans who want to buy a horse, but have no idea of how to go about doing it. And without a connection in the game to help them take the next step, many never get involved.

In an effort to bridge the gap and embrace that group of potential buyers, the USTA has created the framework to present new owner seminars and provide full support to those running them. These can be held at any track by management or any horsemen’s group that is willing to open the door of Standardbred ownership to the general public.

USTA publications provided include **“How to Conduct a Seminar,”** which is a guideline that suggests the order of topics to be discussed. It also outlines people you should include on your panel like trainers, drivers and other current owners. Another is **“A Winning Combination”** which is the guidebook to be used during the seminar. This discusses every aspect of horse ownership from choosing a trainer to type of horse to monthly bills and expected results.

Then, the USTA creates event-specific ads for your group to use to promote the event. Whether it’s for the program, a website or Facebook page, they will tailor it to fit your needs and include all pertinent information.

A landing page will also be created where people who want to register may do so and the entire event is promoted by the USTA on their website, Facebook page and all other social media outlets, including the Harness Racing FanZone.

***New owners
evaluating the
horses warming up***



Goshen Harness Racing Museum Grant Funding

We gratefully acknowledge receipt of The Agriculture & New York State Horse Breeding Development Fund's generous \$40,000 grant to support educational services in 2016. This assistance has allowed us to continue our efforts to encourage interest in and knowledge of the sport of harness racing.

The significant financial support of the Agricultural & New York State Horse Breeding Development Fund continues to be critical to the Harness Racing Museum's efforts to educate the public about harness racing history and the sport. I believe we have used the funds provided conservatively, efficiently and effectively. These funds provide the means for adequate personnel support and marketing as well as upgrading equipment, purchasing educational craft supplies and other department expenses.

More than 17,000 people visited the Museum last year; many were introduced to our sport for the first time. Over 1,300 students participated in school programs formulated to meet state learning standards. Promotional presentations designed to move our message beyond the walls of the Museum continue to attract interest throughout North America and Europe. To date, the Museum's three free traveling exhibits have appeared at more than 90 venues worldwide and have been seen by an audience of over 1.22 million people.

While encouraging the future of harness racing, we are also dedicated to preserving its storied past through the care of our historic collections and archives. Our efforts include fundraising projects and grant applications that make possible the restoration and conservation of books, art and artifacts. The Greyhound Stall Project is well into the design stage

with plans for the exhibit to open in July, 2017.

The Education Department continues to develop new programs for all members of our community, especially equine enthusiasts. For Scouts, in addition to our patch program, we now fill the requirements for badges, belt loops and pins for Drawing, Painting and Sculpture. For homeschooled children we expanded the selection of workshops and offer Digestive System & Feeds, Color Theory with Currier & Ives, Equine Sculpture and Drawing Techniques and Perspective. New topics include A Muscular-Skeletal System Comparison, Equine Anatomy and Relief Sculpture and Painting Horses and Farmlands. Participation in Education programs have demonstrated considerable increases since Ms. Roberts redesigned the programs in 2015 as indicated in the attached Education Department Report.

We participated in the Cornell 4-H Horse Fun Day, enjoying the opportunity to share our passion and enthusiasm for the Standardbred with over 100 young people and their families. Thanks to the Connor Stable, we had a wide assortment of tack to exhibit and discuss with attendees, along with a display of race shoes, a free raffle, a Buddy Pacer game and a beaded horseshoe necklace craft.



While we did not purchase the life-size fiberglass horse in 2016, it is still on the Museum's wish list. We did purchase a new projector (\$570) and a laptop (\$268) for the Lunch & Learn Series, and a new computer (\$268) for the aging desktop in the education department. Both computer purchases were necessary to utilize the 3-D horse anatomy software that will be purchased in 2017. Craft supplies totaled \$1,058. Receipts for these items are attached. The strength of our education programs lies in the teaching staff as well as the physical plant, which results in the department's budget being heavy on salaries and occupancy expenses. Salary expense was \$26,000 for the education coordinator and \$16,689 for docents.



The Museum and the Youth Foundation partner every July for the summer camp which is based at Goshen Historic Track and the Harness Racing Museum. On June 5, 2016, HHYF celebrated its 40th anniversary with a brunch here at the Harness Racing Museum.

The Museum has a long-standing commitment to preservation and is currently creating greater accessibility to its collections through digitization. Our website (www.harnessmuseum.com) is much improved and is now responsive and adaptive for mobile devices. Hall of Fame biographies for both Living and Immortals, human and horse, are for the first time available online and we continue to add information and photos to them. A new online search tool is



operational, and opens selected areas of the collection to researchers around the world. More than 1,700 Roosevelt Raceway photographs have been scanned and are available on the website, along with selected Currier & Ives lithographs and the collection of postcards donated by James Brooks.

In conclusion, the Education Department has played a significant role in educating, entertaining and promoting harness racing, the Standardbred horse and agriculture in New York State through educational programs, interaction with visitors, providing educational materials for the traveling exhibits and attending numerous outreach programs. We look forward to continuing our efforts to encourage interest in the American Standardbred and its importance to the agricultural interests in the state of its birth

Agriculture and New York State Horse Breeding Development Fund proud sponsors:

NY Farm Bureau calendar helps upstate teachers with their lessons by providing information to 3,500 third grade classes, about 12 different agricultural products (including horses) produced in New York State.

December 2016



Sponsored By:



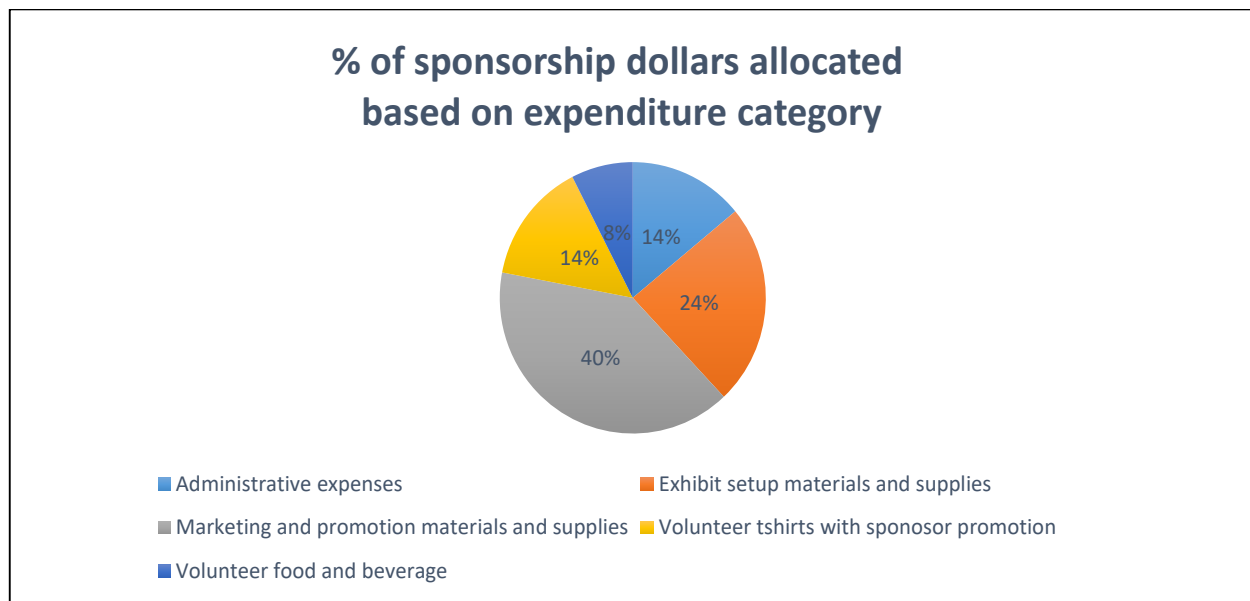
NY Sire Stakes
Agriculture & New York State Horse Breeding Development Fund
 nysirestakes.com • 518-388-0178

SUNDAY	MONDAY	TUESDAY	WEDNESDAY	THURSDAY	FRIDAY	SATURDAY
EQUINE				1 There are about 75 million horses in the world.	2 A horse has 205 bones in its body.	3 Goshen Historic Track is the birthplace of Standardbred racing.
NYFBFOUNDATION.ORG				8 A horse's height is measured in units known as "hands". One hand is equal to four inches.	9 A newborn foal can stand up within an hour of birth.	10 
4 A baby horse is called a foal.	5 A filly is a female foal.	6 A colt is a male foal.	7 About 600 pounds of a horse's 1,000 pound body is actually water.	15 A horse typically sleeps two to three hours a day.	16 A horse reaches 96% of its adult height by the time it is two years old.	17 Horses teeth never stop growing.
11 A Standardbred horse travels at a walk, trot or a pace	12 	13 A horse's hair is called its coat and its mane is the hair that grows at the back of the neck.	14 Horses are able to see 340 degrees around themselves while grazing.	22 Harness is the word for equipment that people use to drive horses.	23 Horses are able to sleep either standing up or lying down.	24 Horses use their ears, eyes and nostrils to express their mood. They also show feelings through facial expressions.
18 Horses teeth take up more space in their head than their brain.	19 A healthy adult horse should have a pulse of 36-40 beats per minute while resting.	20 A farrier is a person who trims and shoes a horse's feet.	21 Horses have a great sense of direction and can find their way back home from long distances.	29 Horses have bigger eyes than any other land mammal.	30 	31 Words to Learn: Pace Filly Colt
25 Happy Holidays!	26 It is estimated that a horse's kick can clock in at 75 miles an hour.	27 A Standardbred can cover a mile in about one minute and 50 seconds.	28 Stallions are adult male horses used for breeding.			

World of Horses - Exhibit Overview & Outcomes

The World of Horses (WOH) exhibit at the 2016 NYS Fair was the second year of our NYS equine industry outreach effort to engage the public in ways that encouraged them to learn more about horses and the horse industry in NY. The exhibit was open from 10am to 8pm each day and was housed within a 30x120 clear span tent provided by the NYS Fair. Within the tent, 4 different horse breeds were housed each day along with educational and interactive displays and presentations. Given that the Olympics had just concluded and two of the four riders on the Show Jumping Team were NYS residents, one area of the tent was dedicated to an Olympic Recap display with a full size Olympic Level show jump along with informational displays and video clips of competition.

WOH would not be possible without the support of the NYS Fair, industry sponsors (10,000+), in-kind donors, and over 100 volunteers. The pie chart below provides an overview of how sponsorship dollars were spent in 2016.



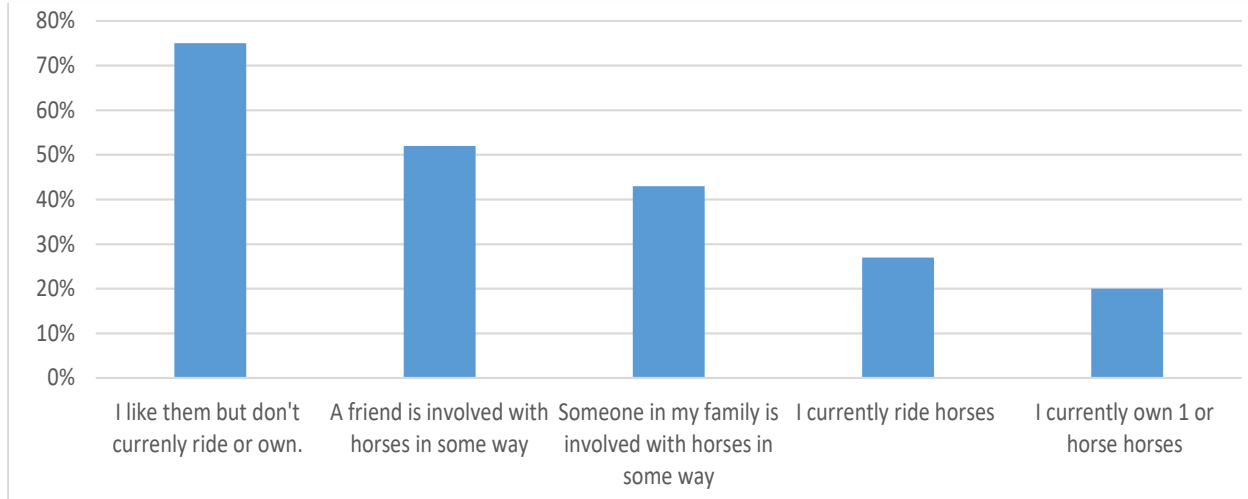
Based on data provided to the NYS Fair from CRG Marketing, 46% of State Fair attendees were aware of the equine demonstrations (at the exhibit) and 55% of those that were aware visited at some point during the Fair. Applying these figures to the daily attendance patterns results in an estimated total WOH attendance of **282,996**. *For purposes of comparison, awareness of the taste of the Dairy Cow Birthing Center (in its 4th year) exceeded 50 percent with a total estimated attendance of 350,000.*

CRG Marketing also collected data to gauge perception of visitor experiences at different fair venues. Based on their findings, 76% of those that attended equine demonstrations rated their experience as very positive. *For purposes of comparison: 83% gave the Dairy Cow Birthing Center a very positive rating.*

Some general findings from CRG Marketing are particularly relevant to WOH planning in terms of visitor attendance and satisfaction. First, 45% of NYSF attendees report visiting the Fair multiple times over the 12 days. The next highest attendance pattern is found in the 31% that report attending each year. In term of WOH this mean that attendees will likely be most interested, and most satisfied, with seeing a variety of different horse breeds, presentations, and displays between years and within a single year.

Data from an internal study spearheaded by Dr. Karin Bump found that people were most likely to attend the tent specifically because they liked horses while about ¼ of visitors stopped in because they were walking past and thought it looked interesting. When asked about their prior experiences with horses, participants in the survey were most likely to be non-riders who liked horses or were visiting the exhibit with a friend who was currently involved in some way with horses (See chart that follows).

World of Horses - Visitor Background Related to Horses

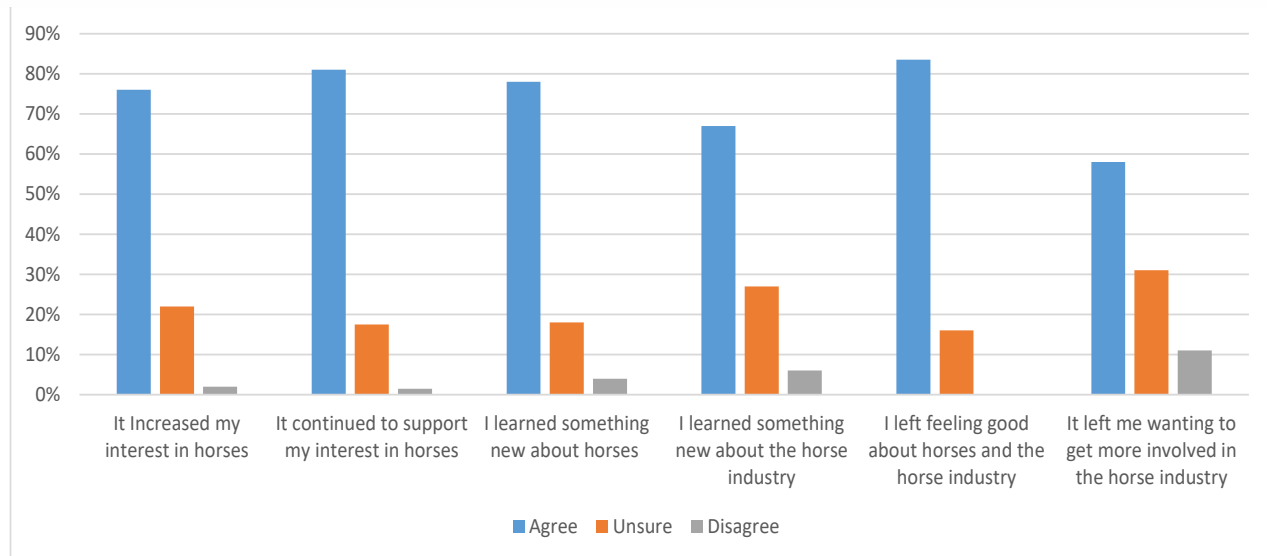


When survey respondents were asked what they did – or intended to do – while at the exhibit, ‘meet the horses’ was far and above the first response with ‘listening to a presentation’ and ‘speaking with the volunteers’ coming in 2nd and 3rd. A chart of the full set of responses can be seen below.

Answer Choices	Responses
Meet the horses	79.88%
Listen to a presentation	49.27%
Spin the wheel to answer a question and win a prize	19.83%
Participate in the interactive areas	20.70%
See the full size Olympic level horse jump	25.36%
Go in the 'what's in a stall' exhibit	16.62%
Get on 'Dexter'	10.50%
How tall are you in 'hands'	20.70%
Pick up some literature on the sponsors of the exhibit	15.45%
Take a picture in one of the picture or 'selfie' areas	14.58%
Talk with the volunteers	37.61%

Based on survey responses, visitors were most likely to stay at the exhibit more than 10 minutes with the second most frequent response being between 5 and 10 minutes. As a mark of satisfaction, 93% said they would suggest the exhibit to others attending the Fair. A step further, when respondents were asked the extent to which they agreed/disagreed to a set of statements, the predominant finding is that WOH is having a positive impact on interest, knowledge and perceptions of horses and the horse industry. The chart on the next page provides a full look at the areas of impact.

WOH - Impact on Visitor Interest & Perceptions



Given 'lessons learned' from the first year of the exhibit, the following changes were implemented in the 2016 exhibit:

- More open layout to make it easier to move in/out of tent and for wheelchair and stroller accessibility.
- Recruitment of more industry volunteers including 'volunteer group of the day' focus to encourage industry groups and clubs to coordinate a day of volunteering.
- Given that the bulk of attendees in year 1 had little to no horse experience, presentations in year 2 focused on more basic aspects of horse care, behavior, and breed trivia/history.
- To encourage more attendance at the horse shows in the Coliseum, daily show schedules were available at the exhibit and daily announcements were made to encourage attendees to also watch some of the classes. The CRG marketing data found an increase in awareness of the Coliseum horse shows, as well as reported attendance at the Coliseum horse shows, which may have some relationship to increased promotion through the WOH exhibit.

Given lessons learned from year 2, findings from the two studies, and volunteer feedback, early planning ideas and areas for improvement include:

- To increase visitor satisfaction
 - Add 1-2 more horse breeds to the exhibit as long as visitor, volunteer, and horse safety is not compromised.
 - To the extent possible, ensure that horses are in the tent for the duration of their posted hours (10-7pm).
 - Ensure that State Fair materials accurately present the location and hours of the exhibit.
 - Ensure that abbreviated presentation titles in State Fair material accurately portray the intent and nature of the presentations.
 - Ensure that AV and media connections are in place and tested prior to opening day.
 - Add more variety in breeds showcased each year and in consecutive years. Of particular interest to attendees appear to be miniature horses, color breeds, draft breeds, and mules or donkeys.
 - Increased variety of speakers, and presentation topics is needed although topics/ presentations need to remain targeted to the non-horse person.

- To increase volunteer satisfaction and return-rate:
 - Arrange for earlier release of admission and parking passes so that distribution to volunteers can occur at least one full week prior to opening day.
 - Continually work to improve process of horse stabling assignments for ease of horse handler scheduling.
 - Continue to build on the concept of 'volunteer group of the day' to increase volunteer numbers and reduce returning volunteer fatigue.
- To continually improve exhibit organization and promotion:
 - Identify some additional lead volunteers to take on certain roles such as: coordination of horse breeds, coordination of volunteers, coordination of daily speakers, coordination and oversight of interactive and 'kids' areas.
 - Continue to build promotion and resources on **Saddle Up NY!** Channel of the **Equine Academics App** (<http://bit.ly/EquineAcademicsAppDownload>) for easy access to information on horses, the NY horse industry, and how to get involved.
 - Build a NYS Fair Equine Media packet in conjunction with **Saddle Up NY!** marketing and promotion efforts.
 - Work with State Fair administration to improve NYSF marketing materials/maps/signage for WHO during the 12 days of the Fair.

Recap of our 2016 WOH Sponsor & Supporters

Organizations:

- New York Sire Stakes
- New York Thoroughbred Horseman's Association
- New York State 4-H Equine Program
- New York State Draft Horse Club
- New York Farm Bureau
- New York State Horse Council

Colleges and Universities:

- Cornell University Hospital for Animals
- Morrisville State College
- SUNY Cobleskill
- Cazenovia College NYS Center for Equine Business Development

Equine Nutrition Companies:

- Blue Seal
- Purina
- Nutrena
- Triple Crown

In-Kind donations:

***Publications** -New York Horse

***Flowers-** Foothill Flower Farm, Chittenango, NY

***Show Jump** - John Madden Sales, Cazenovia, NY

Additional sponsors for Olympic Recap Area

American Gold Cup – North Salem, NY:

The Show Trunk II – Dryden, NY

Mitchells Western Store – Auburn, NY

North Riding – Cleveland, NY

RGB Training and Sales – Skaneateles, NY

Twin Lakes Farm – Westchester County, NY

Empire State Quarter Horse Association

The Show Kid – Phoneix, NY Jack's Turf Goods – Vernon, NY

CNY Equine – Delphi Falls, NY

The Mindful Equestrian – Morrisville, NY

Riverdale Stables– New York City area

Lucky Orphans Horse Rescue – Dutchess County, NY



Cameo Hills Farm Open House August 27, 2016

***Sponsored by the Agriculture & New York State
Horse Breeding Development Fund.***

***The open "barn" visit provided an opportunity to
introduce the Standardbred horse
to the general public.***

The open house held on the farm at 46 Grove Street in Montgomery, NY allowed visitors to see the workings of this highly successful Standardbred breeding farm where So Surreal stands at stud. So Surreal is the fastest two-year-old pacer to ever stand in New York. He won the International Stallion Stakes in 1:49.4 and finished third in his Breeders Crown elimination before breaking his coffin joint.

Visitors met some World Champion Standardbreds and had the option of a tour of the farm on a hay wagon ride. Information about the growth and needs of a Standardbred were discussed and featured a young foal and his mother, along with a visit with World Champion, Glowing Report, a winner of over \$2,000,000 as well as, Check Me Out, a World Champion of over \$1.9 million.



For those that just wanted a horse to pet and take a selfie with, retired racehorse and goodwill ambassador Whiskey Pete was happy to comply. Visitors were also given information about adopting or providing foster care for retired racehorses from the Standardbred Retirement Foundation.

Free lucky horseshoes were available to each visitor to take home.

Some people were already involved in the Standardbred industry, some had left the business and missed it, while the others were just interested in the horses. Light refreshments were also offered.

Equine Research

The Harry M. Zweig Memorial Fund for Equine Research honors the late Dr. Harry Zweig, a distinguished veterinarian, and his numerous contributions to the state's equine industry.



In 1979, by amendment to the pari-mutuel racing and wagering law, the New York State legislature created the Harry M. Zweig Memorial Fund for Equine Research to promote equine research at the Cornell University College of Veterinary Medicine.

The Harry M. Zweig Committee was established for the purpose of administering the fund and is composed of individuals in specified state agencies and equine industry positions and others who represent equine breeders, owners, trainers, and veterinarians.

The Fund is proud to support the Harry M. Zweig Memorial Fund for Equine Research. This first-rate research helps to provide protection and preventative planning for the equine industry, which in turn helps to ensure a healthy and positive future for the horse racing industry.

By law the Agriculture and NYS Horse Breeding Development Fund contributes two-percent of its yearly revenue to the equine research fund.

In 2016 the Fund contributed \$315,485 to the equine research fund for a variety of medical research including:

2016 Recipients of the Zweig Fund Equine Research Awards

- \$63,887 Macrophage regulation of mesenchymal stem cell function in tissue regeneration
Principal Investigator: Lisa Fortier
- \$58,702 Reducing Equine herpes virus viral load and recurrence through epigenetic control
Principal Investigator: Julia Felipe
- \$148,337 Factors predispose to musculoskeletal injuries and catastrophic events in racing horses
Principal Investigator: Hussini Mohammed
- \$100,000 Arthritis control through dual axis lubricin over-expression and catabolic cytokine antagonism
Principal Investigator: Alan Nixon
- \$163,743 Effects of equine herpesvirus (EHV) vaccination frequency on host immunity to EHV-1
Principal Investigator: Bettina Wagner
- \$49,242 Defining the Relationship between Equine Herpesviruses and Development of the Equine Gastric Ulcer Syndrome (EGUS)
Principal Investigator: Gerlinde Van de Walle

2016 Breeders' Awards Program

Performance Based Program

The performance based program provides awards at all levels of the New York Sire Stakes Racing Program. Eligible recipients are those individuals or farms who bred a money-earning horse that raced in the NYSS Program.

In 2016, 338 breeders shared a total of \$475,000 in performance-based Breeders' Awards. Payments to the breeder of each horse are calculated based upon a preset breeders' awards formula that is established by the Development Fund at the end of each purse year. The formula is calculated on NYSS gross purses and allocates breeders' awards in descending amounts based on monies won for finish positions one through five.

Due to the nature in which the Development Fund receives its funding, the award amounts available each year depend upon the Fund's actual revenue.

Residency Based Program

To be eligible for residency bonus awards, breeders must certify that the mare has resided in New York State for 180 continuous days in the year bred. The mare must be bred to a NY registered stallion resulting in a New York-bred foal.

A Residency Bonus is awarded to breeders whose resident mares' progeny race in the NYSS as a two- and/or three-year-old and finish in positions one through five. The total residency pool distributed for 2016 was \$475,000.

The breeders awards program will be shifting to an all residency based awards system.

The transition will be as follows:

For all foals born in 2014 or earlier, all funds available for breeder's awards will be split into two equal pools

of money. One pool of money will be for performance based awards with no residency requirements and the other will be for performance based awards with residency requirements. Resident horses will be eligible to earn money from both pools.

The mares of the NY-sired foals of 2015 and subsequent years will have to obtain "residency status" in order for the breeder of record to earn any New York breeder's awards.

Beginning with mares bred to New York registered stallions in 2014 (foals of 2015) breeders awards will be paid only for foals of "resident" mares. Mares must spend at least 180 continuous days in New York in each calendar year that they are bred to a registered NY stallion.

This will make them eligible as "resident" mares for breeders awards purposes. These resident breeder's awards will be paid based on a percentage of performance earnings. Residency declaration forms must be filed each calendar year to establish and/or retain resident status.



New York Sire Stakes Participating Broodmares, Stallions and Yearlings

State Breeding History

Year	Mares Bred	Registered NY Stallions	Yearlings Nominated To Program*	Year	Mares Bred	Registered NY Stallions	Yearlings Nominated To Program*
2016	1264	40	1011	1989	2,588	213	1,502
2015	1337	53	942	1988	2,777	226	1,677
2014	1671	60	791	1987	2,768	221	1,735
2013	1,435	60	965	1986	3,118	207	2,075
2012	1,403	65	939	1985	3,310	246	2,167
2011	1,613	69	1,108	1984	3,794	245	2,252
2010	1,585	69	1,064	1983	4,030	280	2,352
2009	1,820	78	1,285	1982	4,162	260	2,153
2008	1,833	86	973	1981	4,202	230	1,647
2007	2,173	93	961	1980	3,750	230	1,356
2006	1,687	96	1,231	1979	3,028	230	1,233
2005	1,718	125	1,118	1978	2,601	231	1,335
2004	2,309	125	1,144	1977	2,460	230	1,348
2003	2,022	121	672	1976	2,750	244	1,270
2002	1,988	120	604	1975	2,719	247	1,374
2001	1,293	101	648	1974	2,896	230	1,388
2000	1,108	111	524	1973	3,063	277	1,582
1999	1,070	118	750	1972	3,439	288	1,518
1998	1,063	104	776	1971	3,823	333	1,489
1997	1,288	105	662	1970	4,020	264	1,557
1996	1,500	126	670	1969	4,018	271	1,235
1995	1,333	140	1,046	1968	3,713	240	1,040
1994	1,525	147	1,385	1967	2,851	198	752
1993	2,104	163	1,696	1966	2,187	197	654
1992	2,571	191	1,791	1965	1,554	193	588
1991	2,990	206	1,445	1964	1,518	174	521
1990	3,148	218	1,653				

*yearling of 2017 are from mares bred in 2015 etc.

2016 NYSS Breeders Awards and Earnings

Breeder	NYSS Earnings	Performance Award	Residency Award	Total Breeders Award
Blue Chip Bloodstock Inc	\$689,679	\$20,947	\$50,287	\$71,234
Winbak Farm	\$1,415,374	\$42,988	\$13,745	\$56,733
Diamond Creek Farm LLC	\$498,602	\$15,144	\$36,355	\$51,498
Firmstone, David	\$487,893	\$14,818	\$35,574	\$50,392
Morrisville Col Fdn Inc	\$378,358	\$11,492	\$27,587	\$39,079
Jones, Steve	\$335,890	\$10,202	\$24,491	\$34,693
Kurzrok, Eugene	\$282,941	\$8,594	\$20,630	\$29,224
McDuffee, David	\$265,535	\$8,065	\$19,361	\$27,426
Willow Pond	\$215,341	\$6,540	\$15,701	\$22,242
Salt Hill Farm Ltd	\$206,300	\$6,266	\$15,042	\$21,308
Pozefsky, Michael	\$158,782	\$4,823	\$11,577	\$16,400
Hanover Shoe Farms Inc	\$455,237	\$13,827		\$13,827
Brittany Farms	\$437,071	\$13,275		\$13,275
Bonafield, Ross	\$127,906	\$3,885	\$8,343	\$12,228
Twinbrook Limited	\$368,650	\$11,197		\$11,197
Crawford, Michelle C	\$109,518	\$3,326	\$7,624	\$10,951
Moni Market Breeders	\$353,255	\$10,729		\$10,729
Stirling Brook Farms Inc	\$102,680	\$3,119	\$7,487	\$10,605
Crawford, Albert	\$94,563	\$2,872	\$6,895	\$9,767
Fortunate One	\$89,174	\$2,708	\$6,502	\$9,210
Sternberg, Martin	\$82,084	\$2,493	\$5,985	\$8,478
Walnut Hall Limited	\$249,531	\$7,579	\$875	\$8,454
Jacobs, Kenneth	\$100,549	\$3,054	\$5,345	\$8,398
Andrew, Michael	\$231,907	\$7,044		\$7,044
Crevani Farms	\$67,771	\$2,058	\$4,941	\$7,000
Dunroven Stud	\$222,385	\$6,754		\$6,754
Lindy Racing Stable	\$216,706	\$6,582		\$6,582
Donovan, W J	\$73,780	\$2,241	\$4,289	\$6,530
Danbry Racing	\$62,949	\$1,912	\$4,590	\$6,502
Fair Wind Farms Inc	\$210,613	\$6,397		\$6,397
Woodward, Michael	\$61,877	\$1,879	\$4,512	\$6,391
Flintlock Farm Inc	\$61,340	\$1,863	\$4,473	\$6,336
Hill, Tom	\$104,001	\$3,159	\$2,744	\$5,903
Dey, Margaret	\$194,107	\$5,895		\$5,895
Atlas, Don	\$56,501	\$1,716	\$4,120	\$5,836
Flynn, Joseph	\$56,209	\$1,707	\$4,098	\$5,806
Schlabach, Jonas	\$188,262	\$5,718		\$5,718
Stewart, Steve	\$184,675	\$5,609		\$5,609
Alexander, Chris	\$53,108	\$1,613	\$3,795	\$5,408
Kentuckiana Farms	\$174,983	\$5,315		\$5,315
Dillon, Scott	\$172,329	\$5,234		\$5,234
Miller, George K	\$49,435	\$1,501	\$3,604	\$5,106
Carter Racing Stable	\$167,137	\$5,076		\$5,076
Pirinea, Joseph	\$49,100	\$1,491	\$3,580	\$5,071
Hertrich III, Frederick	\$158,303	\$4,808		\$4,808
Balog, Richard	\$46,350	\$1,408	\$3,380	\$4,787
Anderson, David H	\$44,824	\$1,361	\$3,268	\$4,630
Cherry Hill Farm	\$44,513	\$1,352	\$3,246	\$4,598
Dobbins, Roy D	\$148,775	\$4,519		\$4,519

Breeder	NYSS Earnings	Performance Award	Residency Award	Total Breeders Award
Steuben Farms	\$43,727	\$1,328	\$3,188	\$4,516
Brooks, Robert	\$42,578	\$1,293	\$3,104	\$4,398
Little E LLC	\$42,034	\$1,277	\$3,065	\$4,342
4 Rose Stable	\$41,439	\$1,259	\$3,021	\$4,280
Hainsworth, Alan	\$40,666	\$1,235	\$2,965	\$4,200
Riverview Farms	\$134,130	\$4,074		\$4,074
Keeling, Michael	\$39,380	\$1,196	\$2,871	\$4,067
Boxwood Farm	\$124,736	\$3,789		\$3,789
Joie De Vie Farm LLC	\$122,943	\$3,734		\$3,734
Meirs, Sherri	\$122,829	\$3,731		\$3,731
Hero Stables	\$35,807	\$1,088	\$2,611	\$3,698
Grady, Cary	\$35,550	\$1,080	\$2,592	\$3,672
Polansky, Michael	\$34,329	\$1,043	\$2,503	\$3,546
Emerald Highlands Farm	\$114,878	\$3,489		\$3,489
Millstream Inc	\$104,612	\$3,177		\$3,177
Thompson, Eldon	\$29,501	\$896	\$2,151	\$3,047
Benson, Bonnie	\$100,006	\$3,037		\$3,037
Behar, Ian	\$29,400	\$893	\$2,144	\$3,037
Libfeld, Alexander	\$98,241	\$2,984		\$2,984
Anatolia Racing Stable	\$27,928	\$848	\$2,036	\$2,885
Muschera, Barbara	\$93,760	\$2,848		\$2,848
Ford, Mark	\$27,300	\$829	\$1,991	\$2,820
Howard Stables	\$27,075	\$822	\$1,974	\$2,796
Burns III, Herbert	\$26,850	\$816	\$1,958	\$2,773
Newman, Robert	\$90,808	\$2,758		\$2,758
White Birch Farm	\$89,123	\$2,707		\$2,707
Mersky, Ronald	\$85,357	\$2,592		\$2,592
Solomon, Kenneth	\$85,237	\$2,589		\$2,589
McTygue, Thomas	\$24,998	\$759	\$1,823	\$2,582
Goehlen, Jean	\$84,535	\$2,568		\$2,568
KR Breeding	\$83,958	\$2,550		\$2,550
Lohmeyer, Edward	\$76,662	\$2,328		\$2,328
Oglesby, L Michelle	\$21,788	\$662	\$1,589	\$2,250
Hanson, David	\$21,276	\$646	\$1,551	\$2,198
Black Magic Racing	\$21,066	\$640	\$1,536	\$2,176
South Street Farm	\$20,756	\$630	\$1,513	\$2,144
Fuchs, Melvin	\$24,424	\$742	\$1,283	\$2,025
Southwind Farm	\$65,040	\$1,975		\$1,975
East Creek Stable	\$64,950	\$1,973		\$1,973
Ackley, Douglas	\$18,844	\$572	\$1,374	\$1,946
Nurmos, Timo	\$18,500	\$562	\$1,349	\$1,911
Old Block Stables Inc	\$61,859	\$1,879		\$1,879
Horowitz, Robert	\$18,150	\$551	\$1,323	\$1,875
Valley High Stable	\$60,960	\$1,851		\$1,851
P&J Stables	\$17,850	\$542	\$1,302	\$1,844
White, Barry A	\$17,831	\$542	\$1,300	\$1,842
Deo Volente Farms	\$59,656	\$1,812		\$1,812
Jesmeral Stable	\$17,453	\$530	\$1,273	\$1,803
Taddeo, Eric	\$32,929	\$1,000	\$797	\$1,797
Estate of Michael Parisi	\$58,650	\$1,781		\$1,781
Schnittker, Ray	\$16,455	\$500	\$1,200	\$1,700
3 Brothers Stables	\$49,255	\$1,496	\$175	\$1,671

Breeder	NYSS Earnings	Performance Award	Residency Award	Total Breeders Award
WD LaPage Stable	\$15,948	\$484	\$1,163	\$1,647
Let It Ride Stable	\$51,468	\$1,563		\$1,563
Arden Homestead Stable	\$23,758	\$722	\$811	\$1,533
Hammond, Guy R	\$14,718	\$447	\$1,073	\$1,520
Cosgrove, Donald	\$14,497	\$440	\$1,057	\$1,497
Hale, Philip K	\$21,350	\$648	\$840	\$1,489
MacDonald, Michael	\$14,346	\$436	\$1,046	\$1,482
Keene, Marilee	\$13,950	\$424	\$1,017	\$1,441
Campbell Jr, Raymond	\$47,044	\$1,429		\$1,429
Jalava, Simo	\$46,974	\$1,427		\$1,427
Stonegate Standardbreds	\$45,825	\$1,392		\$1,392
Overseas Farms	\$45,750	\$1,390		\$1,390
En Mar Stable	\$13,970	\$424	\$942	\$1,366
LaPage, Donald	\$13,116	\$398	\$956	\$1,355
ACL Stuteri AB	\$43,200	\$1,312		\$1,312
W Springtime Racing Stable	\$12,450	\$378	\$908	\$1,286
Bellino, Frank J	\$12,422	\$377	\$906	\$1,283
Connor, Janice	\$12,000	\$364	\$875	\$1,239
Perretti Farms	\$40,739	\$1,237		\$1,237
AV & Son Bloodstock	\$11,850	\$360	\$864	\$1,224
Clark, Fay	\$11,810	\$359	\$861	\$1,220
Woogen, Scott	\$39,635	\$1,204		\$1,204
Aerenson, Robert	\$11,500	\$349	\$839	\$1,188
Atherton, Carolyn	\$11,320	\$344	\$825	\$1,169
Turner, RL	\$37,357	\$1,135		\$1,135
Nigito, Antoinette M	\$36,830	\$1,119		\$1,119
Lawton, Dale	\$36,019	\$1,094		\$1,094
Lafayette Street Stable	\$11,986	\$364	\$729	\$1,093
Brunet, Gates	\$10,250	\$311	\$747	\$1,059
Riverview Breeding	\$33,997	\$1,033		\$1,033
Novick, Shelby	\$9,923	\$301	\$724	\$1,025
DelPriore Jr, Ralph	\$20,783	\$631	\$392	\$1,024
Beaver, Dennis R	\$9,901	\$301	\$722	\$1,023
Gerry, Caroline	\$9,786	\$297	\$714	\$1,011
Kistler, Douglas	\$9,715	\$295	\$708	\$1,003
Swift, Gordon Lee	\$9,450	\$287	\$689	\$976
Christoforou, Charalambos	\$31,805	\$966		\$966
Doug Ackerman Stables Inc	\$9,300	\$282	\$678	\$961
Key, Robert	\$31,242	\$949		\$949
Zabielski, Kimberley	\$9,000	\$273	\$656	\$930
Marsh, Carol S	\$8,891	\$270	\$648	\$918
Parsimonious Racing Stb	\$8,823	\$268	\$643	\$911
Reich, Edward	\$8,620	\$262	\$628	\$890
McNerney, Robert	\$8,617	\$262	\$628	\$890
Crawford Farms	\$8,514	\$259	\$621	\$879
Houghtaling, Ronald	\$8,369	\$254	\$610	\$864
Young, Robert	\$28,402	\$863		\$863
Gewertz, Theodore	\$8,250	\$251	\$602	\$852
Duspiva, Noelle	\$8,084	\$246	\$589	\$835
Kuhns, John	\$27,150	\$825		\$825
Perry Racing Stable LLC	\$7,909	\$240	\$577	\$817
Poulin, Laurie Lee	\$26,100	\$793		\$793

Breeder	NYSS Earnings	Performance Award	Residency Award	Total Breeders Award
Aldrich Jr, Bruce	\$26,042	\$791		\$791
Petrucelli, James A	\$7,500	\$228	\$547	\$775
Woodward, Bonnie	\$7,404	\$225	\$540	\$765
Morcom, Clifford	\$7,350	\$223	\$536	\$759
Davis, Fletcher	\$7,271	\$221	\$530	\$751
Peninsula Farm	\$24,358	\$740		\$740
Carver, John A	\$23,829	\$724		\$724
Phillips, Rick D	\$6,969	\$212	\$508	\$720
Aldebaran Park Inc	\$23,239	\$706		\$706
Lasher, Calvin	\$22,725	\$690		\$690
Purple Haze Stables	\$6,392	\$194	\$466	\$660
Dennis, Denise	\$21,659	\$658		\$658
Lanpher, Judith L	\$6,253	\$190	\$456	\$646
Seafood Delight Stable	\$21,236	\$645		\$645
Neumeister, William	\$6,164	\$187	\$449	\$637
Beaulieu, Sandra	\$20,200	\$614		\$614
Gartland, Matthew	\$19,848	\$603		\$603
Ingham, Diane	\$19,843	\$603		\$603
KG Bertmarks Hingstdepa AB	\$19,580	\$595		\$595
Tobinski, Amanda	\$5,441	\$165	\$397	\$562
Lomangino Standardbreds	\$18,457	\$561		\$561
Spadaro, Joseph	\$5,355	\$163	\$390	\$553
Holt, Betty	\$5,266	\$160	\$384	\$544
Weed, M Kenneth	\$17,610	\$535	\$0	\$535
Smith, William G	\$5,161	\$157	\$376	\$533
Hamather, Robert	\$4,975	\$151	\$363	\$514
Lou Pena Racing Stables	\$4,975	\$151	\$363	\$514
Sprinkle, Jerry B	\$16,883	\$513		\$513
Pine Vue Stables	\$4,950	\$150	\$361	\$511
Ruch, Jefferey	\$16,752	\$509		\$509
DiNova, Carla Marie	\$16,628	\$505		\$505
Pine Hill Stables	\$4,800	\$146	\$350	\$496
Yarock, David	\$16,311	\$495		\$495
Tara Hills Stud Ltd	\$15,516	\$471		\$471
Head, Steven	\$4,527	\$138	\$330	\$468
Ubaudi-gendreau Stables	\$4,525	\$137	\$330	\$467
R Farm	\$5,289	\$161	\$306	\$466
Gross, Marilyn	\$4,513	\$137	\$329	\$466
Gill, Howard E	\$4,500	\$137	\$328	\$465
Kman, Stephen	\$4,500	\$137	\$328	\$465
Mullinax, C Ed	\$4,479	\$136	\$327	\$463
Saunders, Raymond	\$4,439	\$135	\$324	\$458
Faraldo, Joseph	\$4,438	\$135	\$324	\$458
Bongiorno, Barbara	\$4,350	\$132	\$317	\$449
Miller II, William E	\$14,664	\$445		\$445
Enviro Stables Ltd	\$14,524	\$441		\$441
Shantal, Erin Marie	\$4,266	\$130	\$311	\$441
Dube, Daniel	\$14,438	\$439		\$439
Ribbonships	\$4,200	\$128	\$306	\$434
Daley, Ann-Mari	\$6,860	\$208	\$219	\$427
Heinz, William J	\$4,026	\$122	\$294	\$416
Graham, Jim	\$13,421	\$408		\$408
Kristie Leigh Farm	\$3,854	\$117	\$281	\$398

Breeder	NYSS Earnings	Performance Award	Residency Award	Total Breeders Award
Miller, Lewis	\$3,765	\$114	\$274	\$389
Lindy Farms of Conn	\$12,605	\$383		\$383
Mancini, Michael	\$3,706	\$113	\$270	\$383
Ingrassia, Jacqueline	\$12,392	\$376		\$376
Jahre Jr, Jorgen	\$12,310	\$374		\$374
DiNicola, Joseph	\$3,593	\$109	\$262	\$371
Hochstetler, Connie	\$3,588	\$109	\$262	\$371
Dumain, Larry	\$12,153	\$369		\$369
Hopper, Everett	\$12,144	\$369		\$369
LaPage, Scott	\$3,385	\$103	\$247	\$350
4 For 3 Stables	\$3,350	\$102	\$244	\$346
Odd On Nourrir	\$11,384	\$346		\$346
Hart, Kevin	\$11,194	\$340		\$340
Hill, Michael	\$3,271	\$99	\$239	\$338
Tucker, Robert A	\$11,100	\$337		\$337
Ross, Alfred	\$11,076	\$336		\$336
Mower, Edward	\$3,241	\$98	\$236	\$335
Swanberg, Arthur	\$3,216	\$98	\$234	\$332
Miller, Elizabeth	\$10,676	\$324		\$324
Ducharme, George	\$10,068	\$306		\$306
Adam Victor & Son Stable	\$10,050	\$305		\$305
Mortberg Trust 10-27-98	\$10,050	\$305		\$305
Stark Jr, John	\$9,915	\$301		\$301
Docs Farm Inc	\$9,756	\$296		\$296
Barlow, Sharon	\$9,750	\$296		\$296
Whitcroft, Cheryl Davis	\$9,523	\$289		\$289
Millstream Farm	\$9,054	\$275		\$275
Carroll, Karen	\$8,986	\$273		\$273
Wyatt, Jason	\$8,018	\$244	\$25	\$269
Haas, Gary	\$3,630	\$110	\$155	\$266
Stormi and Bruiser Stable	\$2,428	\$74	\$177	\$251
Silver Linden Farms	\$8,250	\$251		\$251
Beechwood Acres	\$8,210	\$249		\$249
Our Blue Streaks Stable	\$2,336	\$71	\$170	\$241
Seelster Farms	\$7,814	\$237	\$0	\$237
Rooney, Timothy	\$7,770	\$236		\$236
Dey, Gregory	\$7,500	\$228		\$228
Miller, Wesley J	\$7,035	\$214		\$214
Kaufman, Stanley	\$2,035	\$62	\$148	\$210
Stoltzfus, Mike	\$6,714	\$204		\$204
Forest Ridge Stables	\$1,884	\$57	\$137	\$195
Larrow, William	\$6,351	\$193		\$193
Bogen, Richard	\$6,270	\$190		\$190
Meier, Daniel	\$6,223	\$189		\$189
Cooper, Audrey	\$5,968	\$181		\$181
Miller, Scott	\$5,945	\$181		\$181
Camara, Louie	\$5,867	\$178		\$178
Venaglia, Peter	\$1,725	\$52	\$126	\$178
Beckwith, Melissa	\$1,700	\$52	\$124	\$176
Beaman, Earl	\$5,679	\$172		\$172
Iannazzo, Charles	\$1,650	\$50	\$120	\$170
Amante Standardbreds Inc	\$5,605	\$170		\$170
Hadlock, Bruce	\$5,250	\$159		\$159

Breeder	NYSS Earnings	Performance Award	Residency Award	Total Breeders Award
Wilhite Jr, James	\$5,250	\$159		\$159
De Ca Sa Stables	\$1,542	\$47	\$112	\$159
Fattorusso, Louis	\$5,037	\$153		\$153
Carmel, Patricia	\$5,016	\$152		\$152
Black Knight Stables	\$4,920	\$149		\$149
Karma Racing Inc	\$1,439	\$44	\$105	\$149
Stephen P Dey III	\$4,728	\$144		\$144
ECS Racing	\$4,725	\$144		\$144
Black Horse Breeding	\$4,688	\$142		\$142
Boyce, Dr. Robert	\$4,435	\$135		\$135
Quantum Farms	\$4,416	\$134		\$134
Ro Jo Racing LLC	\$1,295	\$39	\$94	\$134
Atlantic Trot Inc	\$4,361	\$132		\$132
Bergonzi, Angelo	\$4,350	\$132		\$132
Beaver, Christopher	\$1,240	\$38	\$90	\$128
Fam Alber Horse Racing LLC	\$1,235	\$38	\$90	\$128
Stein Racing Stable Inc	\$1,348	\$41	\$85	\$126
Dragon Tales Farm	\$4,140	\$126		\$126
Westwind Racing Stable	\$1,200	\$36	\$88	\$124
Slobody, Roger	\$4,061	\$123		\$123
DiStefano And Son Stable	\$3,898	\$118		\$118
Ameralis, Marcos	\$3,799	\$115		\$115
Spring Haven Farm	\$3,750	\$114		\$114
Tana Merah Farms	\$1,080	\$33	\$79	\$112
Hundertpfund, Timothy	\$3,600	\$109		\$109
Durazzano Stable	\$3,580	\$109		\$109
Hastings, Kelly	\$1,035	\$31	\$75	\$107
Cone, Claudean	\$3,450	\$105		\$105
Estate of George Hempt Trust	\$3,366	\$102		\$102
Hock, Dorothy	\$3,335	\$101		\$101
Venturini, Peter Paul	\$3,325	\$101		\$101
Howles, Rick	\$3,300	\$100		\$100
Rappoport, Octavia	\$3,201	\$97		\$97
Czernyson, Christine	\$3,181	\$97		\$97
Montini, Albina	\$3,000	\$91		\$91
M Biasuzzi Stable Inc	\$2,984	\$91		\$91
Biddy, Pat Morris	\$2,849	\$87		\$87
Burke Racing Stable	\$2,775	\$84		\$84
Coogan, Joan	\$804	\$24	\$59	\$83
Allister Stables	\$2,616	\$79		\$79
Robert Mcintosh Stables Inc	\$2,550	\$77		\$77
Van Alstyne, Todd	\$665	\$20	\$48	\$69
Booth, Sonja	\$2,261	\$69		\$69
Hogan, Patricia	\$2,095	\$64		\$64
M5 Racing Stable	\$607	\$18	\$44	\$63
Steiner Stock Farm	\$2,038	\$62		\$62
Avritt Sr, James	\$1,992	\$61		\$61
Cool Cat Racing Inc	\$1,893	\$57		\$57
Rodger, Rob	\$1,828	\$56		\$56
Super Mile LLC	\$1,696	\$52		\$52
Fielding, John D	\$1,675	\$51		\$51
MJG Racing	\$1,625	\$49		\$49
Birnam Woods Farms	\$1,500	\$46		\$46

Breeder	NYSS Earnings	Performance Award	Residency Award	Total Breeders Award
Dillon, Thomas R	\$1,448	\$44		\$44
Krikorian, Robert	\$1,399	\$42		\$42
Adams, Schare	\$1,340	\$41		\$41
Standardbred Equities	\$1,300	\$39		\$39
Stephen Perrine Dey	\$1,278	\$39		\$39
Schmucker, Tom	\$1,200	\$36		\$36
Williams, Russell	\$1,200	\$36		\$36
Stangle, Jeffrey	\$1,165	\$35		\$35
Liebowitz, Kalman Saul	\$804	\$24		\$24
Katz, Steven	\$750	\$23		\$23
Kovach Stables LLC	\$750	\$23		\$23
Morse, Francis F E	\$750	\$23		\$23
Myers, Jeffry	\$750	\$23		\$23
Oak Knoll Stables	\$750	\$23		\$23
Smith, Harold	\$670	\$20		\$20
Coolbaugh, Alexandra	\$536	\$16		\$16
Glengate Farms	\$520	\$16		\$16
Francis, Terry	\$152	\$5	\$11	\$16
Celebrity Farms	\$372	\$11		\$11
Our Three Sons Stable	\$330	\$10		\$10
Calabrese Farms	\$325	\$10		\$10
Order By Stable	\$300	\$9		\$9
Weckstein, Kenneth	\$292	\$9		\$9
Gale, Truman	\$276	\$8		\$8
Meadow N Singer Stable	\$155	\$5		\$5
Feuker-Weed, Kerry	\$148	\$4		\$4
TOTAL	\$15,639,263	\$475,000	\$475,000	\$950,000



2016 New York Sire Stakes Leaderboards

The New York Sire Stakes

The most competitive division with the most talented New York-bred 2 and 3-year old horses vying for enhanced purses at pari-mutuel tracks statewide. Many times these horses continue to excel, setting world records and winning national acclaim.

The State Fair races have been incorporated into the NYSS with featured meets held at Tioga Downs, Vernon Downs and Goshen Historic Track.

The Excelsior Series

"A" and "B" divisions are designed for late blooming 2 and 3-year old horses. The Excelsior "A" Series are for those horses that are quality horses but may not be physically capable for the top level. The slightly less competitive Excelsior "B" series have become a very effective tool for schooling young horses while still earning money for their connections.

The County & Town Fair Circuit

Long been the "grassroots" start for future stars in harness racing. Owners, trainers and drivers all get their start on the fair circuit. This is also where owners can get close to and work with their animals. New York County Fair races have fulfilled their promise as a starting place for new owners as many progress on to racing at the pari-mutuel racetracks.



Top Earning NYSS 3-Year-Old Pacers

NYSS -- 3-Year-Old Pacing Colts

HORSE	SIRE	STARTS	1-2-3-4-5	NYSS EARNINGS	2016 EARNINGS
Roll Away Joe	Roll With Joe	8	6-0-1-1-0	\$312,382	\$321,681
Bottom Deals	American Ideal	9	1-2-1-2-2	\$128,545	\$149,843
Craftship	Art Major	9	1-3-3-1-1	\$127,432	\$180,544
Fine Diamond	Rock N Roll Heaven	9	1-4-1-0-1	\$110,073	\$182,983
Artmagic	Art Major	7	1-3-1-0-1	\$102,553	\$136,517
Missile J	American Ideal	7	2-1-1-0-0	\$91,016	\$313,902
Manny	American Ideal	7	1-2-0-3-0	\$86,468	\$123,885
Talk Show	Art Major	6	2-1-1-0-1	\$83,442	\$102,012
Ideal Son	American Ideal	7	1-0-2-1-1	\$69,660	\$114,382
Nox Vegas Bluechip	Art Major	9	0-1-2-2-4	\$49,839	\$74,722
Autotune Hanover	Art Major	9	0-0-3-2-2	\$38,049	\$43,138
Stolen Glimpse	Art Major	4	0-2-0-1-0	\$36,145	\$228,695
JK Heaven Sent	Rock N Roll Heaven	5	1-0-1-0-1	\$33,955	\$106,405
American Passport	American Ideal	1	1-0-0-0-0	\$30,100	\$116,560
Fresh Cut	American Ideal	1	1-0-0-0-0	\$29,550	\$238,637
Carlos Danger	American Ideal	7	0-0-0-3-1	\$17,982	\$40,002
Tap Into Power	Roll With Joe	4	0-0-0-1-2	\$12,170	\$43,919
Concur	Art Major	4	0-0-2-0-0	\$10,788	\$49,778
Acting Out	Art Major	1	0-0-0-1-0	\$4,816	\$50,826
Redneck Rally	American Ideal	1	0-0-0-1-0	\$4,728	\$16,167

NYSS -- 3-Year-Old Pacing Fillies

HORSE	SIRE	STARTS	1-2-3-4-5	NYSS EARNINGS	2016 EARNINGS
Dime A Dance	Roll With Joe	8	4-3-1-0-0	\$212,616	\$237,510
Wishy Washy Girl	Roll With Joe	7	2-1-0-1-1	\$172,329	\$194,828
Soft Idea	American Ideal	9	3-0-1-0-3	\$138,309	\$160,419
Time On My Hands	American Ideal	9	3-1-1-2-0	\$134,130	\$173,871
Angels Rockn Pink	Rock N Roll Heaven	8	1-4-1-2-0	\$128,735	\$139,799
American Ivy	American Ideal	9	2-1-3-1-0	\$124,736	\$129,096
No Clouds Bluechip	Roll With Joe	9	2-1-2-2-0	\$107,471	\$240,432
Major Millie	Art Major	9	1-0-1-4-2	\$61,340	\$85,513
Mother Of Art	Art Major	8	1-1-1-1-1	\$59,837	\$99,597
Encore Deo	Rock N Roll Heaven	9	0-1-5-0-2	\$59,326	\$131,668
Milky Way Rae	American Ideal	6	1-1-0-0-3	\$59,174	\$106,974
Art Critic	Art Major	9	0-1-1-1-2	\$33,936	\$66,003
Rock Me Baby	Rock N Roll Heaven	3	0-2-0-0-0	\$27,275	\$118,550
Right Stuff	American Ideal	5	0-0-2-1-1	\$21,436	\$74,934
Penpal	American Ideal	1	0-1-0-0-0	\$15,050	\$204,288
Upside Surprise	Art Major	6	0-0-0-0-3	\$11,384	\$50,282
Vino And Formaggio	Art Major	6	0-0-0-2-0	\$9,632	\$33,326
Ideal Fantasy	American Ideal	6	0-0-0-1-1	\$7,804	\$24,604
Selfie	Art Major	3	0-0-0-1-0	\$4,728	\$62,806

*Horses in bold were the champions in their division

—earnings to 11/01/2016

Top Earning NYSS 3-Year-Old Trotters

NYSS -- 3-Year-Old Trotting Colts

HORSE	SIRE	STARTS	1-2-3-4-5	NYSS EARNINGS	2016 EARNINGS
Smalltownthrowdown	Cash Hall	8	6-0-1-1-0	\$304,447	\$446,263
Dayson	Conway Hall	7	4-1-0-0-0	\$201,644	\$479,508
The Royal Harry	RC Royalty	7	3-2-0-1-1	\$158,782	\$202,806
Dante	Credit Winner	7	1-3-1-1-1	\$134,507	\$321,534
A Jersey Contract	Lucky Chucky	9	1-1-3-2-1	\$84,535	\$92,770
Sir Royson	Crazed	8	2-1-0-0-0	\$82,084	\$124,228
Master Class	Credit Winner	5	0-2-1-1-1	\$63,313	\$108,593
Drazzmatazz	RC Royalty	8	0-2-2-1-2	\$62,949	\$88,048
Royal Bachelor	RC Royalty	3	1-1-0-1-0	\$50,800	\$83,300
Allerage Echo	Conway Hall	7	0-2-0-1-2	\$41,284	\$41,284
Southern Palms	RC Royalty	7	0-1-1-2-1	\$39,312	\$87,317
Omaha Set Hut	Credit Winner	8	0-0-3-1-2	\$34,513	\$73,138
That's A Bad Boy	Credit Winner	7	0-1-2-0-0	\$26,684	\$78,995
Crazycat	Crazed	3	0-1-0-0-2	\$22,292	\$56,569
Reve Royale	RC Royalty	7	0-0-1-1-2	\$19,504	\$26,682
Credevie	Credit Winner	3	0-0-1-0-1	\$12,957	\$83,383
Joyful	Conway Hall	2	0-0-1-1-0	\$12,392	\$20,432
The Perfect Lindy	Credit Winner	4	0-0-0-0-2	\$7,428	\$32,477
Do The Deal	RC Royalty	2	0-0-1-0-0	\$7,356	\$31,356
Dog Gone Lucky	Lucky Chucky	1	0-0-0-1-0	\$6,714	\$25,746

NYSS -- 3-Year-Old Trotting Fillies

HORSE	SIRE	STARTS	1-2-3-4-5	NYSS EARNINGS	2016 EARNINGS
Non Stick	Lucky Chucky	8	5-0-0-1-0	\$231,907	\$363,787
Fad Finance	Credit Winner	9	4-3-1-0-1	\$194,107	\$267,606
Earn Your Wings	Credit Winner	8	2-4-0-1-0	\$148,181	\$245,800
Swinging Royalty	RC Royalty	9	1-3-5-0-0	\$145,264	\$223,639
Goosebump Hanover	RC Royalty	9	2-1-3-1-1	\$110,154	\$136,413
Straight A Student	Credit Winner	8	1-4-1-1-0	\$109,457	\$126,424
Monarchs Sequel	RC Royalty	7	0-3-2-0-0	\$62,978	\$73,684
Open Access	Credit Winner	8	2-0-0-3-1	\$59,978	\$112,398
Zette Starlet	Credit Winner	9	1-0-1-2-4	\$54,280	\$106,619
Lindylicious	Credit Winner	9	1-1-1-2-0	\$52,230	\$91,343
Credit To Thelimit	Credit Winner	8	1-0-1-3-1	\$47,553	\$68,125
Dizzy Broad	Broad Bahn	9	0-1-2-1-2	\$32,669	\$33,179
Young Bride	Lucky Chucky	3	1-0-1-0-1	\$27,202	\$38,600
Sweet Ashley T	Conway Hall	5	0-1-1-1-1	\$25,142	\$46,626
Stick Of Butter	Lucky Chucky	5	1-0-0-0-0	\$19,950	\$33,410
Time To Talk	Conway Hall	9	0-0-1-1-3	\$19,902	\$44,005
Cantstopwontstop	Credit Winner	2	0-1-0-0-1	\$12,422	\$23,297
Dazzling Dollars	Cash Hall	3	0-0-1-1-0	\$8,084	\$57,552
Pampered Winner	Credit Winner	3	0-0-0-2-0	\$6,496	\$14,496
Winning Princess	Credit Winner	5	0-0-0-0-2	\$5,005	\$12,797

*Horses in bold were the champions in their division

—earnings to 11/01/2016

Top Earning NYSS 2-Year-Old Pacers

NYSS -- 2-Year-Old Pacing Colts

HORSE	SIRE	STARTS	1-2-3-4-5	NYSS EARNINGS	2016 EARNINGS
Funknwaffles	American Ideal	6	5-1-0-0-0	\$234,785	\$257,284
Miso Fast	Roll With Joe	8	5-2-0-0-1	\$174,233	\$250,606
Pointomygranson	American Ideal	7	3-1-0-1-0	\$85,237	\$88,979
What's Goin On	Roll With Joe	9	1-2-0-3-2	\$80,218	\$172,367
Americanfirewater	American Ideal	8	1-1-2-1-1	\$67,336	\$69,904
Willie Joe Hill	American Ideal	9	0-3-5-0-0	\$66,366	\$66,366
Serious Major	Art Major	4	1-1-0-0-1	\$53,878	\$92,303
Twin B Cowboy	Roll With Joe	5	0-1-2-1-0	\$46,454	\$54,903
Very Special Agent	Art Major	4	0-3-1-0-0	\$42,804	\$64,306
Rock It Scott	Roll With Joe	4	2-0-0-0-1	\$41,439	\$41,439
Octane Blue Chip	Art Major	8	0-1-2-4-1	\$37,894	\$38,544
Windsong Napoleon	Art Major	3	1-1-1-0-0	\$31,805	\$70,635
Barry Hanover	Rock N Roll Heaven	9	1-0-0-2-2	\$31,432	\$31,432
Rock The Boat	Rock N Roll Heaven	2	1-1-0-0-0	\$31,218	\$70,551
Major Moe	Art Major	1	1-0-0-0-0	\$27,250	\$41,200
Music Is Art	Art Major	4	1-0-0-1-1	\$26,329	\$38,108
Offdahook Bluechip	American Ideal	3	0-2-1-0-0	\$24,386	\$24,386
Thrdthrsdaysptmbr	Rock N Roll Heaven	7	0-0-2-2-1	\$20,316	\$21,065
Chip Walther	Art Major	5	0-1-1-0-1	\$19,314	\$126,655
Goose Mountain	Roll With Joe	6	0-0-2-1-1	\$15,588	\$17,086

NYSS -- 2-Year-Old Pacing Fillies

HORSE	SIRE	STARTS	1-2-3-4-5	NYSS EARNINGS	2016 EARNINGS
Robin J	Roll With Joe	9	5-1-3-0-0	\$202,980	\$224,697
Planet Rock	Rock N Roll Heaven	8	6-0-1-0-0	\$176,224	\$202,511
Tequila Monday	American Ideal	3	2-1-0-0-0	\$176,206	\$189,206
Roaring To Go	Art Major	9	3-3-0-2-0	\$167,137	\$295,836
Artrageous	Art Major	9	1-2-2-1-1	\$100,006	\$102,005
American Cheer	American Ideal	5	0-3-0-2-0	\$52,069	\$52,608
She's A Billionair	Artiscape	8	1-2-0-2-1	\$47,337	\$48,336
That's How We Roll	Art Major	8	1-1-1-1-3	\$45,455	\$46,953
Pleasant Roll	Roll With Joe	5	0-1-2-1-0	\$39,637	\$53,851
World Apart	Art Major	4	1-1-0-0-2	\$37,073	\$131,032
Lady Of Heaven	Rock N Roll Heaven	7	0-0-3-1-1	\$33,997	\$42,879
That's The Ticket	Roll With Joe	3	0-1-1-1-0	\$21,802	\$105,906
Okidoki Blue Chip	Roll With Joe	4	1-1-0-0-0	\$21,456	\$22,656
Rollingndiamonds	Roll With Joe	4	0-2-0-0-0	\$14,369	\$18,772
St Helena	American Ideal	3	1-0-1-0-0	\$13,971	\$17,916
Sky Fulla Star	Art Major	2	0-0-0-2-0	\$11,291	\$42,327
Oceania	Rock N Roll Heaven	4	0-0-1-1-0	\$7,999	\$24,949
Pudge's Pastime	American Ideal	4	0-0-0-2-1	\$7,323	\$10,323
Donato's Artist	Artiscape	3	0-0-2-0-0	\$6,969	\$6,969
Ann Hill	Rock N Roll Heaven	2	0-0-1-0-0	\$6,660	\$38,435

*Horses in bold were the champions in their division

—earnings to 11/01/2016

Top Earning NYSS 2-Year-Old Trotters

NYSS -- 2-Year-Old Trotting Colts

HORSE	SIRE	STARTS	1-2-3-4-5	NYSS EARNINGS	2016 EARNINGS
Devious Man	Credit Winner	8	6-1-1-0-0	\$264,647	\$308,233
Such An Angel	Credit Winner	9	4-1-1-2-0	\$142,896	\$145,695
Stick With Me Kid	Deweycheatumnhowe	8	1-4-1-0-2	\$132,926	\$133,676
Money Macintosh	Credit Winner	9	5-1-1-0-0	\$122,829	\$157,229
Zack's Zoomer	Deweycheatumnhowe	7	2-2-0-1-1	\$89,266	\$92,065
Big Man Ev	Chapter Seven	5	2-1-1-0-1	\$54,157	\$89,621
Meetmeinthemiddle	Chapter Seven	9	0-0-5-1-2	\$48,725	\$52,474
Walner	Chapter Seven	2	2-0-0-0-0	\$45,750	\$484,037
Barn Winner	Credit Winner	5	2-1-0-1-0	\$44,359	\$89,358
Another Chapter	Chapter Seven	7	0-1-4-0-2	\$40,232	\$45,575
Royal Casanova	RC Royalty	8	0-1-2-2-1	\$38,975	\$42,099
Neon Lights	Chapter Seven	8	0-2-0-2-2	\$35,807	\$35,807
Annapolis Hall	Deweycheatumnhowe	9	0-1-1-2-4	\$31,381	\$31,381
Swell Chap	Chapter Seven	7	0-1-1-1-2	\$29,501	\$29,501
Top Flight Angel	Archangel	5	1-0-0-0-1	\$28,756	\$41,505
Aces and Eights	RC Royalty	3	1-1-0-0-1	\$19,778	\$19,778
Lindy The Second	Credit Winner	6	0-1-2-0-0	\$16,017	\$48,356
Volare	Conway Hall	6	0-0-0-2-0	\$13,830	\$21,705
Patton	Conway Hall	3	0-1-0-0-1	\$12,000	\$23,673
Optimist Blue Chip	Deweycheatumnhowe	4	0-1-0-0-1	\$9,488	\$9,488

NYSS -- 2-Year-Old Trotting Fillies

HORSE	SIRE	STARTS	1-2-3-4-5	NYSS EARNINGS	2016 EARNINGS
Barn Bella	Conway Hall	8	5-0-0-0-0	\$200,287	\$201,811
Mamora Bay	Chapter Seven	9	5-3-1-0-0	\$182,374	\$182,374
Amber Ella	Chapter Seven	5	4-0-0-0-1	\$98,687	\$111,521
Heels On Wheels	Conway Hall	9	2-3-4-0-0	\$98,252	\$98,252
Mighty Surf	Prayer I Am	9	4-0-0-2-2	\$72,229	\$72,229
Maewegonow	Deweycheatumnhowe	7	1-3-2-1-0	\$66,935	\$66,935
Teasin N Pleasin	CR Excalibur	3	2-1-0-0-0	\$63,296	\$88,541
Nightfllx Hanover	Credit Winner	9	1-3-0-1-3	\$59,834	\$59,834
Flyhawk Charm	Deweycheatumnhowe	7	3-0-1-1-0	\$56,209	\$56,209
Scarey Karie	Conway Hall	8	2-2-1-1-1	\$51,527	\$51,527
Run For Royalty	RC Royalty	7	1-3-0-0-1	\$46,974	\$46,974
Hotel Royale	RC Royalty	8	0-3-0-2-1	\$35,037	\$42,536
Reverend Nanny	Archangel	9	0-1-0-3-3	\$26,731	\$28,702
Cherry Royal Ruby	RC Royalty	6	1-0-3-0-0	\$25,901	\$25,901
Busy Doing Nothing	Conway Hall	6	0-0-3-3-0	\$23,239	\$23,607
Spark Of Royalty	RC Royalty	7	0-1-1-1-3	\$19,105	\$26,605
Sunshine Delight	Credit Winner	3	0-2-1-0-0	\$18,804	\$119,903
Royal Pinot	RC Royalty	8	0-1-1-1-2	\$16,498	\$16,498
Speedy Prayer	Prayer I Am	7	0-0-1-1-3	\$14,103	\$14,103
Deli-Delite	RC Royalty	6	0-0-1-2-2	\$14,053	\$14,803

*Horses in bold were the champions in their division

—earnings to 11/01/2016

Top Earning Excelsior 3-Year-Olds

Excelsior -- 3-Year-Old Pacing Colts

HORSE	SIRE	STARTS	1-2-3-4-5	EX EARNINGS	2016 EARNINGS
Brigadoon	American Ideal	10	3-5-0-1-0	\$49,950	\$80,572
Here's The Scoop	Village Jove	10	3-3-2-2-0	\$42,150	\$61,330
Endeavor	American Ideal	6	3-0-2-0-1	\$41,850	\$103,434
Fresh Cut	American Ideal	9	4-1-2-1-0	\$38,550	\$238,637
Acting Out	Art Major	7	2-1-3-0-0	\$27,750	\$50,826
KJ Erich	Roll With Joe	10	2-2-1-0-2	\$25,800	\$38,417
Dateline Hanover	Rock N Roll Heaven	9	2-1-2-0-2	\$23,850	\$49,497
Hash-Tag Chrome	American Ideal	7	1-3-2-1-0	\$23,550	\$37,270
Beaches De Vie	Art Major	6	1-1-0-3-1	\$17,100	\$53,550
Americanation	American Ideal	7	4-1-0-2-0	\$16,460	\$36,32

Excelsior -- 3-Year-Old Pacing Fillies

HORSE	SIRE	STARTS	1-2-3-4-5	EX EARNINGS	2016 EARNINGS
Rolling Going Gone	Roll With Joe	10	8-2-0-0-0	\$75,000	\$105,205
Ghost Runner	Art Major	5	3-1-1-0-0	\$43,050	\$67,715
Milky Way Rae	American Ideal	4	4-0-0-0-0	\$30,000	\$102,974
Wine Snob	Art Major	9	3-4-1-0-0	\$28,275	\$112,259
Lyra	American Ideal	10	0-4-0-3-2	\$21,600	\$23,530
Seafood Linda	Rock N Roll Heaven	6	2-1-0-1-1	\$20,700	\$30,470
Shesgotthebeat	American Ideal	8	2-0-1-4-0	\$19,850	\$49,026
Freeze Out	American Ideal	8	0-3-2-1-2	\$17,550	\$59,040
Stirling Electra	Roll With Joe	6	4-2-0-0-0	\$14,950	\$46,929
Pretty Sammie	Kenneth J	8	1-0-2-0-3	\$13,350	\$27,050

Excelsior -- 3-Year-Old Trotting Colts

HORSE	SIRE	STARTS	1-2-3-4-5	EX EARNINGS	2016 EARNINGS
Just For Today	Credit Winner	5	4-0-1-0-0	\$46,800	\$112,910
Credevie	Credit Winner	6	3-3-0-0-0	\$41,250	\$83,383
Nono Lindy	Crazed	9	2-3-1-0-1	\$32,400	\$53,077
Boxall	Credit Winner	9	3-0-1-2-0	\$29,100	\$39,011
Royal Bachelor	RC Royalty	6	2-1-1-1-1	\$22,500	\$83,300
Uncle Mack	Crazed	8	1-3-0-2-0	\$21,450	\$27,450
Oakie	Conway Hall	8	0-3-3-1-1	\$20,550	\$39,050
Thanks For Playin	Lucky Chucky	8	5-1-1-0-1	\$19,388	\$38,812
The Perfect Lindy	Credit Winner	5	2-0-1-0-1	\$17,550	\$32,477
Chargin Cadet	Conway Hall	10	2-2-2-0-1	\$17,475	\$39,552

Excelsior -- 3-Year-Old Trotting Fillies

HORSE	SIRE	STARTS	1-2-3-4-5	EX EARNINGS	2016 EARNINGS
Wendy's Girl	Lucky Chucky	8	6-1-0-1-0	\$64,950	\$81,000
I Will Take Credit	Credit Winner	8	5-1-0-2-0	\$46,050	\$67,950
Hullaba Lulu	RC Royalty	9	1-4-2-1-1	\$35,550	\$49,231
Royal Surprise	RC Royalty	9	2-2-0-1-2	\$25,200	\$29,599
LTs Sandie	Conway Hall	8	2-0-2-1-2	\$24,900	\$35,628
Fruition	Credit Winner	9	1-2-3-2-0	\$22,800	\$37,410
Winkys Gal	RC Royalty	7	1-2-2-0-1	\$20,850	\$37,480
Love Crazy Love	Crazed	7	2-1-0-0-2	\$20,250	\$40,271
American Gal K	Conway Hall	5	1-3-0-0-0	\$18,750	\$46,638
Outsidecourt	Conway Court	10	1-0-4-2-1	\$17,850	\$38,000

*Horses in bold were the champions in their division

—earnings to 11/01/16

Top Earning Excelsior 2-Year-Olds

Excelsior -- 2-Year-Old Pacing Colts

HORSE	SIRE	STARTS	1-2-3-4-5	EX EARNINGS	2016 EARNINGS
Percy's Z Tam	American Ideal	9	5-1-0-2-0	\$58,650	\$58,650
Serious Major	Art Major	4	3-1-0-0-0	\$33,750	\$92,303
Project Rock	Rock N Roll Heaven	7	2-2-1-0-2	\$29,400	\$30,120
Valrhona	Rock N Roll Heaven	8	1-3-2-2-0	\$27,150	\$27,150
Zampara	American Ideal	3	3-0-0-0-0	\$26,100	\$27,928
Funknwaffles	American Ideal	3	1-1-2-1-0	\$22,500	\$257,284
Rollin About	Roll With Joe	7	2-2-0-0-0	\$22,500	\$34,000
Joey Goodfellow	Roll With Joe	8	0-4-1-0-1	\$17,550	\$20,550
Joe's Bid	Roll With Joe	6	0-3-1-0-2	\$16,050	\$28,050
Sammy B Happy	American Ideal	7	4-1-0-1-1	\$15,941	\$15,941

Excelsior -- 2-Year-Old Pacing Fillies

HORSE	SIRE	STARTS	1-2-3-4-5	EX EARNINGS	2016 EARNINGS
Pirinea's Princess	Roll With Joe	7	5-1-0-1-0	\$49,100	\$49,100
Bullvillestephanie	Roll With Joe	9	4-2-1-0-1	\$47,550	\$49,587
Megyn K	American Ideal	9	4-2-0-1-1	\$39,450	\$39,450
Osprey Blue Chip	American Ideal	8	1-5-1-0-0	\$31,650	\$31,650
Ann Hill	Rock N Roll Heaven	6	3-1-1-1-0	\$30,975	\$38,435
Opaline Blue Chip	American Ideal	7	1-2-2-1-1	\$22,275	\$26,621
Touchamatic	American Ideal	5	2-1-0-1-0	\$19,950	\$34,436
Haviture Way Honey	American Ideal	9	1-2-1-1-1	\$18,750	\$24,372
Roll Baby Roll	Roll With Joe	7	2-0-1-1-1	\$18,750	\$18,750
Northern Fiesta	Rock N Roll Heaven	7	2-0-0-2-1	\$18,150	\$19,650

Excelsior -- 2-Year-Old Trotting Colts

HORSE	SIRE	STARTS	1-2-3-4-5	EX EARNINGS	2016 EARNINGS
Barn Winner	Credit Winner	4	1-0-0-0-0	\$45,000	\$89,358
Southwind Cruze	Chapter Seven	8	3-3-2-0-0	\$43,875	\$46,539
American Cheque	Conway Hall	6	3-1-1-1-0	\$31,650	\$40,254
Amazing Sevens	Chapter Seven	8	0-3-4-1-0	\$22,275	\$30,025
Rufas De Vie	Deweycheatumhowe	9	1-3-0-2-1	\$21,900	\$21,900
Chili	Credit Winner	9	1-0-5-0-3	\$20,250	\$23,950
Arch Credit	Credit Winner	5	2-1-0-1-0	\$19,950	\$21,312
Texican	Cash Hall	7	1-3-0-0-1	\$19,500	\$21,276
Cresurrey	Credit Winner	4	2-1-0-0-0	\$18,750	\$18,750
Odeon Blue Chip	Credit Winner	7	2-0-1-1-1	\$18,750	\$24,684

Excelsior -- 2-Year-Old Trotting Fillies

HORSE	SIRE	STARTS	1-2-3-4-5	EX EARNINGS	2016 EARNINGS
Royal Oaks	RC Royalty	7	3-1-0-0-0	\$41,250	\$41,832
Billie Blue	Conway Hall	8	4-0-0-0-1	\$30,750	\$36,622
Seven Magic Words	Chapter Seven	7	2-2-0-2-0	\$27,300	\$27,300
Prairie Diamonds	Diamond Goal	7	1-2-2-0-0	\$26,100	\$26,100
Seventh Heaven	Chapter Seven	6	2-1-1-0-1	\$24,900	\$24,900
Teasin N Pleasin	CR Excalibur	4	3-0-1-0-0	\$24,300	\$88,541
Miss Prim	Conway Hall	5	2-1-1-0-0	\$20,550	\$20,550
Eternal Flame AS	Archangel	6	2-1-0-0-1	\$19,500	\$19,500
Howdy Jane	Howd That Feel	7	1-3-0-0-0	\$18,750	\$20,200
Dewable	Deweycheatumhowe	7	1-0-3-1-2	\$17,100	\$20,844

*Horses in bold were the champions in their division

—earnings to 11/01/16

Top Earning County Fair 3-Year-Old

County Fair -- 3-Year-Old Pacing Colts

HORSE	SIRE	STARTS	CF EARNINGS	2016 EARNINGS
Midnite Pass	Kenneth J	9	\$17,367	\$43,757
Diamond J	Kenneth J	11	\$12,299	\$17,524
Americanation	American Ideal	7	\$8,365	\$36,325
Golden Brit	American Ideal	7	\$8,291	\$15,596
Superior Raven	Riverboat King	8	\$8,098	\$10,107
Steuben Magic Ride	Passailed	9	\$6,297	\$12,329
One Summers Chance	American Ideal	6	\$5,733	\$14,501
Saint Louie Boy	Kenneth J	9	\$5,037	\$5,037
Joe Says Go	Roll With Joe	10	\$4,181	\$7,590
Vaganova	Rock N Roll Heaven	7	\$3,215	\$10,718

County Fair -- 3-Year-Old Pacing Fillies

HORSE	SIRE	STARTS	CF EARNINGS	2016 EARNINGS
Sea's Ideal	American Ideal	12	\$11,173	\$17,238
Niche Blue Chip	Art Major	8	\$10,365	\$24,091
Steuben Cindy	Passailed	11	\$8,975	\$16,564
I Got The Life	Roll With Joe	9	\$7,010	\$14,958
Keuka	Kenneth J	11	\$6,895	\$7,134
Tinker Taxi	Lislea	8	\$5,638	\$5,216
Oh Mare Ahs Bella	Kenneth J	10	\$5,040	\$19,021
Princess Danica	Village Jove	6	\$4,412	\$4,412
Mylittle Starlite	American Ideal	11	\$3,860	\$11,060
DW's Blissfulthinkn	Teeth of the Dog	4	\$3,835	\$22,024

County Fair -- 3-Year-Old Trotting Colts

HORSE	SIRE	STARTS	CF EARNINGS	2016 EARNINGS
Trooper Jim	Conway Hall	8	\$12,617	\$20,053
Steuben Bentley	Crazed	18	\$10,616	\$14,879
Screaming Conway	Conway Hall	8	\$8,483	\$39,795
Thanks For Playin	Lucky Chucky	5	\$7,428	\$38,812
I B Trouble	Proud Kash	9	\$6,823	\$8,714
Cash Dough	Cash Hall	7	\$6,350	\$11,879
Calibur Star	CR Excalibur	8	\$5,820	\$9,789
Strong Crazed	Crazed	6	\$5,350	\$30,884
DW's Burkum	Monte Hall	10	\$5,210	\$5,210
Lightemup Billy	Proud Kash	5	\$4,200	\$4,200

County Fair -- 3-Year-Old Trotting Fillies

HORSE	SIRE	STARTS	CF EARNINGS	2016 EARNINGS
KZ Crazee	Crazed	10	\$10,527	\$27,407
Linda's Choice	Conway Hall	10	\$10,461	\$16,805
Sayalittleprayfrme	Prayer I Am	9	\$9,523	\$10,302
Undercover Beauty	Crazed	8	\$7,560	\$29,045
Black Sails	RC Royalty	10	\$7,222	\$11,480
Barn Diva	Conway Hall	7	\$6,477	\$21,522
Bravamente	Conway Hall	7	\$6,122	\$29,879
Comfy Cozy Time	Wrinkle In Time	6	\$5,303	\$5,303
Waitinonawish	Monte Hall	6	\$3,216	\$3,890
Chez About Time	Wrinkle In Time	6	\$2,939	\$6,583

*Horses in bold were the champions in their division

— earnings to 11/01/16

Top Earning County Fair 2-Year-Old

County Fair -- 2-Year-Old Pacing Colts

HORSE	SIRE	STARTS	CF EARNINGS	2016 EARNINGS
Sea Rocky Roll	Rock N Roll Heaven	10	\$12,629	\$12,629
Steuben Jobee	American Ideal	9	\$11,305	\$11,305
Napper Tandy	Art Major	7	\$11,025	\$15,608
Spanish Art	Artiscape	13	\$10,047	\$10,047
Big Bad Rock	Rock N Roll Heaven	8	\$9,825	\$11,499
Prince Horizon	Artiscape	8	\$4,752	\$5,327
Prince Jarlan	Village Jove	8	\$3,913	\$2,962
Ideal Camo	American Ideal	7	\$3,900	\$3,900
HD Mathias	Budd For Life	7	\$2,020	\$2,020
KJ Owen	Roll With Joe	1	\$1,475	\$14,496

County Fair -- 2-Year-Old Pacing Fillies

HORSE	SIRE	STARTS	CF EARNINGS	2016 EARNINGS
Make Mine Ideal	American Ideal	8	\$10,925	\$10,925
Math Writer	Riverboat King	13	\$10,586	\$10,586
Bonita Island	Artiscape	6	\$7,943	\$16,070
Angry River	Riverboat King	12	\$6,351	\$6,351
Gary's Place	Lislea	8	\$5,945	\$5,945
Subtly Vicious	Lislea	13	\$5,266	\$5,266
Asbraveasmymomma	Roll With Joe	6	\$4,913	\$6,447
David's Escape	Artiscape	8	\$4,334	\$4,334
Payin My Bills	Lislea	8	\$3,385	\$3,385
Princess Liseli	Village Jove	7	\$2,913	\$2,913

County Fair -- 2-Year-Old Trotting Colts

HORSE	SIRE	STARTS	CF EARNINGS	2016 EARNINGS
DW's Revenge	Archangel	7	\$11,250	\$12,794.00
Steuben Surfs Up	Conway Hall	8	\$7,328	\$12,063.00
Finally Michaels	Credit Winner	6	\$5,673	\$14,582.00
Royalty On Ice	RC Royalty	7	\$5,597	\$5,597.00
Marvelous Marvin	Cash Hall	9	\$5,306	\$6,926.00
Royal Drama	RC Royalty	7	\$4,369	\$4,369.00
Leon	Sand Vic	7	\$4,194	\$4,194.00
LC Angel	Conway Hall	10	\$3,928	\$3,928.00
I Ninety	Cash Hall	6	\$3,912	\$3,912.00
Iron Doctrine	Archangel	10	\$3,797	\$4,348.00

County Fair -- 2-Year-Old Trotting Fillies

HORSE	SIRE	STARTS	CF EARNINGS	2016 EARNINGS
Too Cool To Fool	Conway Hall	7	\$9,550	\$19,848
Dergocheeto	Deweycheatumnhowe	7	\$8,160	\$8,320
Nativewonder	Native Yankee	9	\$7,035	\$7,035
Caroline's Angel	Archangel	8	\$5,383	\$5,383
Rebel Runner	RC Royalty	7	\$4,663	\$4,663
DW's Ali	Bertos Dream	10	\$4,428	\$4,428
Marne	Mutineer	9	\$4,325	\$4,325
Vivacious Vera	Monte Hall	11	\$3,443	\$3,443
Beansies Big Girl	Monte Hall	8	\$3,258	\$3,258
Anja	Credit Winner	3	\$2,850	\$11,430

*Horses in bold were the champions in their division

— earnings to 11/01/16

2016 Sales Results

*New York-bred yearlings are sold
at four major sales each year*

- Goshen Yearling Sale in Goshen, NY
- The Harrisburg Standardbred Sale in Harrisburg, PA.
- The Lexington Selected Yearling Sale in Lexington, KY
- The Morrisville College Standardbred Sale in Morrisville, NY

The accompanying chart provides a comparison of purchase prices for New York-bred yearlings to the purchase prices of yearlings sold from all states from 2013 through 2016.

New York-Breds in the Sales Ring

<i>NY Bred Yearlings</i>	2013	2014	2015	2016
Average Sale Price – all four sales	\$33,004	\$31,238	\$26,479	\$27,216
Average Sale Price Harrisburg	\$39,664	\$35,591	\$30,593	\$35,607
Average Sale Price Lexington	\$48,737	\$47,407	\$45,204	\$45,949
Average Sale Price Morrisville	\$10,610	\$10,715	\$15,888	\$14,299
Average Sale Price Goshen*			\$14,230	\$13,007
Total Number of NY-Bred Sold – all sales	583	468	599	640
Harrisburg	274	215	259	253
Lexington	194	140	195	196
Morrisville	115	113	58	75
Goshen			87	116
All Yearlings	2013	2014	2015	2016
Average Sale Price – all four sales	\$28,612	\$29,282	\$26,045	\$30,236
Average Sale Price Harrisburg	\$34,345	\$32,982	\$30,818	\$38,825
Average Sale Price Lexington	\$41,245	\$44,080	\$45,220	\$56,304
Average Sale Price Morrisville	\$10,246	\$10,784	\$15,540	\$13,656
Average Sale Price Goshen*			\$12,600	\$12,158
Total Number of Yearlings Sold – all sales	1,859	1,866	1,827	1,659
Harrisburg	1047	1,089	1010	852
Lexington	687	647	642	573
Morrisville	125	130	62	81
Goshen*			113	153

*First year of sale 2015



Goshen Yearling Sale

Sunday, Sept. 18, 2016
Mark Ford Training Center, Middletown, N.Y.

Sale Report by Harness Horse Breeders of New York State for Agriculture and New York State Horse Breeding Development Fund

OVERVIEW

This was the second year of this new sale held in Goshen, N.Y., and it was scheduled on the same weekend as the yearling sale at Morrisville. These two auctions were held the weekend before the New York Sires Stakes Night of Champions at nearby Yonkers Raceway and provided buyers, waiting to see who this year's champions were, the potential to purchase next year's stars.

The sale catalog was expanded in the second year, with 40 more yearlings passing under the gavel. A total of 153 yearling sold for a gross of \$1,860,200. The sale was dominated by New York-breds, at 75.8% of the catalog, but did provide a mix of yearlings from Pennsylvania, New Jersey and one from Ohio. The overall average was down just slightly from last year at \$12,158. The sale topper was a \$60,000 trotting colt by New York's RC Royalty.

This sale, along with the Morrisville sale, are the first opportunities for consigners to gauge the interest in New York-breds each year before the major select yearling sales in Lexington and Harrisburg.

Below is a more detailed analysis of the sale results.

SALE SUMMARY

	Number Sold	Average Price	Notes
All Yearlings	153	\$12,158	3.5% increase from last year
NY Yearlings	116	\$13,007	7.0% above average

New York-bred yearlings showed a \$13,007 average, 7% above the sale average. The non-New York-bred yearlings had an average of \$9,497, showing a greater value for those yearlings nominated to the New York program. The solid second-year showing at this sale demonstrates a good market for these young New York-bred horses and serves as a good launching pad into the remainder of the sale season

SEX AND GAIT COMPARATIVES

Group	Number Sold	Average Price	Top Price	\$10,000+
Pacing Colts	46	\$11,428	\$39,000	19
Pacing Fillies	41	\$10,656	\$34,000	16
Trotting Colts	32	\$15,225	\$60,000	16
Trotting Fillies	34	\$12,071	\$38,000	17
Total	153	\$12,158	\$60,000	68

NY Sires

Group	Number Sold	Average Price	Top Price	\$10,000+
Pacing Colts	33	\$12,597	\$39,000	17
Pacing Fillies	34	\$11,359	\$34,000	14
Trotting Colts	21	\$17,724	\$60,000	11
Trotting Fillies	28	\$11,954	\$38,000	13
Total	116	\$13,007	\$60,000	55

Last year this sale saw pacers and trotters with nearly comparable averages, but this year's sale had a definite bias toward the trotters. While there were fewer trotters than pacers, they brought a \$13,600 overall average compared to \$11,064 for their pacing counterparts. In addition, trotting colts brought the highest price of the sale—a \$60,00 colt by RC Royalty—and by far the highest average at more than \$15,000. The average price for NY-bred trotting colts was even more marked, coming in at nearly \$18,000 for 21 individuals. Pacing colts had the largest number of yearlings bringing a price of \$10,000 or more, with the top price of \$39,000 being paid for a So Surreal colt. NY-breds dominated the high prices in each category.

TOP 10 YEARLINGS BY SALE PRICE

Overall

Yearling	Amount	S/G	State	Sire	Dam
Vecellio Hanover	\$60,000	CT	NY	RC Royalty	Variety Girl
L Dees Courageous	\$40,000	CT	NY	RC Royalty	L Dees Maggie
On The Ropes	\$40,000	CT	NY	Chapter Seven	RS Giggles
Big Game James	\$39,000	CP	NY	So Surreal	Please Me Please
Gardner Hanover	\$38,000	FT	NY	Credit Winner	Grammy Hall
L Dees Parable	\$36,000	CT	NY	Credit Winner	Clever Catch
Philthy Blue Chip	\$35,000	CP	NY	Art Major	Mud Pie Hanover
Python Blue Chip	\$34,000	FP	NY	Roll With Joe	Fancy Creek Funny
Mitchell Hanover	\$33,000	CT	NY	Chapter Seven	Mynah Hanover
Pelican Blue Chip	\$30,000	FP	NY	Rock N Roll Heaven	Feathery Fame
Rave Hanover	\$30,000	FP	NY	Rock N Roll Heaven	Rachel Welch

New York-bred yearlings completely dominated the top ten prices at this sale. Trotters controlled the top prices with five of the first six on the top 10 list, including one filly. Sire RC Royalty could boast the top two spots with his offspring. Among the top-priced pacers, first-crop stallion So Surreal sired the sole pacer in the top five spots and Rock N Roll Heaven sired two fillies that made the list.

SIRE AVERAGES

New York Sires (at least 2 yearlings)

Sire	Gait	No.	Average	Top Price—Yearling (Dam)
RC Royalty	T	3	\$35,000	\$60,000—Vecellio Hanover (Variety Girl)
Chapter Seven	T	7	\$26,143	\$40,000—On The Ropes (RS Giggles)
Rock N Roll Heaven	P	9	\$19,556	\$30,000—Pelican Blue Chip (Feathery Fame)
Credit Winner	T	6	\$19,083	\$38,000—Gardner Hanover (Grammy Hall)
American Ideal	P	4	\$16,500	\$25,000—Protect Blue Chip (Lucky Turn)

Art Major	P	7	\$15,500	\$35,000—Philthy Blue Chip (Mud Pie Hanover)
Roll With Joe	P	10	\$15,350	\$34,000—Python Blue Chip (Fancy Creek Funny)
So Surreal	P	7	\$15,214	\$39,000—Big Game James (Please Me Please)
Lucky Chucky	T	7	\$12,500	\$18,000—Lucky Mary (Precious Lindy)
Muscle Mass	T	7	\$9,886	\$28,000—Ginsburg (Judge Judy)

Tried and true New York trotter RC Royalty led all stallions with a \$35,000 average and the sale topper, a \$60,000 colt out of a first-time dam. Second-crop trotting sire Chapter Seven had the next best average at just over \$26,000. Among the pacers, Rock N Roll Heaven had the highest average of \$19,556 and first-crop stallion So Surreal showed a respectable \$15,214 average for his debut. While trotting stallions topped the averages, the top ten was equally split between trotters and pacers, demonstrating that there is a deep bench of stallions in New York in both gaits.

CONCLUSION

This new sale further established itself as a strong early option for selling New York-bred yearlings by offering a slightly expanded catalog in its sophomore showing. It has now become part of a New York auction weekend with the Morrisville sale and together they continue to help gauge how New York yearlings will sell in larger select yearling sales in the fall. An average over \$12,000 and a \$60,000 sale topper demonstrated that this venue is a valuable one for New York buyers seeking stakes-eligible yearlings.

Pacers and trotters were both appealing to buyers at this sale, despite a slightly larger number of pacers available in the catalog. While stallions offering their first or second crops were able to show strong interest from buyers, established stallions in both the trotting and pacing ranks continue to shine among buyers and brought in the highest averages to offer breeders marketable and reliable options.



Photos by Ann Mari Daley 2016

Harrisburg Yearling Sale

Monday, Nov. 7 - Wednesday, Nov. 9, 2016
Pennsylvania State Farm Show Complex in Harrisburg, Pa.

Sale Report by Harness Horse Breeders of New York State for Agriculture and New York State Horse Breeding Development Fund

OVERVIEW

Overall, the Harrisburg yearling sale average price was up a significant 26% from last year, following a 6.6% decline in 2015. This year 852 yearlings sold for a gross of \$33,078,500 and an average price of \$38,825 (31% below the Lexington average this year and comparable to the difference between the two sales last year).

The Harrisburg sale is the final sale of the season and catalogs the most horses. This has traditionally been the largest venue for New York-bred yearlings and although the Empire State offerings at each of the large fall select sales increased this year, Harrisburg offered 29% more New York-eligibles than Lexington. In Harrisburg, in contrast to the downsized catalog (158 fewer horses than last year), there were just six fewer New York-breds in the sale compared to last year, for a total of 253—or nearly 30% of the entire catalog. They averaged \$35,607.

Below is a more detailed analysis of the sale, beginning with day-by-day overviews. Traditionally, the most attractive yearlings, both in pedigree and conformation, are offered at the beginning of the sale. Following this information is more detailed comparative analysis of the sale results.

DAILY SUMMARIES

Day One

	Number Sold	Average Price	Notes
All Yearlings	167	\$79,269	42.1% increase from Day 1 last year
NY Yearlings	38	\$55,105	30.5% below average

Day Two

	Number Sold	Average Price	Notes
All Yearlings	304	\$39,507	38.1% increase from Day 2 last year
NY Yearlings	95	\$44,716	13.2% above average

Day Three

	Number Sold	Average Price	Notes
All Yearlings	381	\$20,552	34.0% increase from Day 3 last year
NY Yearlings	120	\$22,221	8.1% above average

Overall

	Number Sold	Average Price	Notes
All Yearlings	852	\$38,825	26.0% increase from last year
NY Yearlings	253	\$35,607	8.3% below average

The average sale price this year received a huge bump of 26%, from \$30,818 last year to \$38,825 this year. Last year the sale catalog was trimmed down in numbers and streamlined from four to three days of yearlings, and this trend continued this year with 15% fewer yearlings offered. This partially contributed to the increase in average with buyers bidding on just 825 individuals compared to 1,010 a year ago.

For the entire sale, New York-breds averaged 8.3% below the overall average, a difference of about \$3,200 per horse, but this was not truly indicative of how New York-eligible horses sold throughout the sale. New York-breds were below the average by 30.5% on the first day as Pennsylvania yearlings drew most of the high-priced attention, pulling in 37 \$100,000 yearlings compared to New York's four. However, that difference disappeared over the next two days and NY-breds averaged 13.2% and 8.1% above the overall average on days two and three, respectively. Additionally, the New York average was about \$5,000 per horse more than last year when they averaged \$30,593, a 16.4% increase.

New York-bred yearlings made up 29.7% of the Harrisburg catalog and 27.2% (\$9,008,500) of the gross sales (\$33,078,500).

This sale experienced a moderate 6.6% decrease in overall average last year and 4% decline in 2014, but with such huge increases this year, the sale more than recovered and gained ground, demonstrating a much stronger market for yearlings.

SEX AND GAIT COMPARATIVES

Overall

Group	Number Sold	Average Price	Top Price	\$100,000+
Pacing Colts	230	\$43,835	\$260,000	21
Pacing Fillies	234	\$31,344	\$150,000	9
Trotting Colts	195	\$40,523	\$410,000	16
Trotting Fillies	193	\$40,207	\$170,000	17
Total	852	\$38,825	\$410,000	63

NY Sires

Group	Number Sold	Average Price	Top Price	\$100,000+
Pacing Colts	70	\$35,864	\$165,000	3
Pacing Fillies	69	\$35,326	\$150,000	4
Trotting Colts	51	\$39,863	\$110,000	5
Trotting Fillies	63	\$32,183	\$105,000	1
Total	253	\$35,607	\$165,000	13

The overall sale averages reflected what has come to be expected—pacing colts garnering the highest average, trotters of both sexes demonstrating great marketability, and pacing fillies with the lowest average. However, all the averages this year were significantly higher than last year. Pacing colts and trotting fillies both brought more than \$10,000 per horse this year. Pacing fillies were up about \$3,400 and trotting colts were up \$8,500 on average.

A full one-third (21) of the \$100,000 yearlings were pacing colts, up significantly from last year's 13. In fact, the 63 \$100,000 yearlings this year was nearly double last year's 38. Similar to the huge increase in this figure at Lexington, it demonstrates a much-improved market for high-value yearlings compared to last year.

New York-eligible yearlings also had an increase in top-priced yearlings with 13 this year compared to 10 in 2016. Of those, the largest number were trotting colts, but the highest price came in for a \$165,000 pacing colt. Trotting colts also had the highest average among New York yearlings at \$39,863.

New York-bred averages were behind the sales average for pacing colts and trotting fillies. The average was about \$4,000 higher for New York pacing fillies and there was a negligible difference for trotting colts.

TOP 10 YEARLINGS BY SALE PRICE

Overall

Yearling	Amount	S/G	State	Sire	Dam
Story Time Hanover	\$410,000	CT	PA	Muscle Hill	Shared Past
Hey Jock	\$400,000	CT	PA	Muscle Hill	Sugar Wheeler
You Know You Do	\$350,000	CT	PA	Muscle Hill	You Want Me
Drum Hanover	\$270,000	CT	PA	Muscle Hill	Dornello
Dramatic Point	\$260,000	CP	PA	Somebeachsomewhere	Heather's Western
Abs Hanover	\$245,000	CT	PA	Muscle Hill	Are You Ready
Thomas B Hanover	\$230,000	CP	PA	Somebeachsomewhere	Trim Hanover
Nerd Hanover	\$185,000	CP	PA	Somebeachsomewhere	New Album
Busted Hanover	\$175,000	CP	PA	Somebeachsomewhere	Bittersweet Terror
This Dreams On Me	\$170,000	FT	PA	Cantab Hall	Sleep Tight My Luv
Consuela Hanover	\$170,000	FT	PA	Muscle Hill	Cressida Hanover

NY Sires

Yearling	Amount	S/G	State	Sire	Dam
Casual Cool	\$165,000	CP	NY	American Ideal	Sight To See
Youaremycandygirl	\$150,000	FP	NY	American Ideal	Sweet Lady Jane
Presto Blue Chip	\$150,000	FP	NY	American Ideal	Cantor's Daughter
P Livi Blue Chip	\$145,000	CP	NY	American Ideal	Fox Valley Shaker
Halloween Hanover	\$125,000	FP	NY	American Ideal	Hit The Curb
Orfeo Hanover	\$110,000	CT	NY	Chapter Seven	On The Glide
Alarm Detector	\$110,000	CT	NY	Chapter Seven	Final Countdown
Praise Blue Chip	\$110,000	CP	NY	Roll With Joe	Exclamation
Eunice	\$105,000	FT	NY	Chapter Seven	Filly At Bigs
Swiftly Nifty	\$100,000	FP	NY	American Ideal	Cam Swiftly
Purple Iron	\$100,000	CT	NY	Chapter Seven	Beyond Blue
Classic Sundae	\$100,000	CT	NY	Credit Winner	Sugar Cone
Activist	\$100,000	CT	NY	Credit Winner	Bluff

All the top 10 yearlings of the sale were from Pennsylvania this year. The highest priced New York yearling, an American Ideal pacing colt, came in at \$165,000 and would have been next on the list. Pennsylvania's two leading trotting and pacing sires, Muscle Hill and Somebeachsomewhere, continued to catch the attention of bidders. The sales results also show the extreme appeal of trotting colts this year—with them taking five of the top six prices. Four pacing colts made the list and two fillies—both trotters—squeaked in under the wire with a tie for the tenth highest price.

New York yearling buyers went against the grain of the overall sale and placed their highest prices on pacers—the top five all being sired by American Ideal. Fillies, however, did not take a backseat to colts in New York and brought some of the highest prices. Among New York trotters, Chapter Seven yearlings garnered the most attention, but veteran sire Credit Winner continued to offer high-priced yearlings. Pacing sire Roll With Joe had one yearling make this top seller list.

STATE ELIGIBILITY COMPARED

State	Yearlings Sold		Average	
PA	233	Trotters	\$42,998	Trotters
	224	Pacers	\$41,879	Pacers
	457	Total	42,450	Total
NY	95	Trotters	\$35,618	Trotters
	139	Pacers	\$35,597	Pacers
	253	Total	\$35,607	Total
ON	32	Trotters	\$44,094	Trotters
	86	Pacers	\$32,424	Pacers
	18	Total	\$35,589	Total
NJ	2	Trotters	\$37,500	Trotters
	1	Pacers	\$15,000	Pacers
	3	Total	\$30,000	Total
OH	7	Trotters	\$13,857	Trotters
	11	Pacers	\$21,136	Pacers
	18	Total	\$18,306	Total
IN	3	Pacers	\$17,167	Pacers
	3	Total	\$17,167	Total

New York-eligible yearlings had the second highest average following Pennsylvania. This was a different outcome than in Lexington, where Pennsylvania and Ontario offspring were both ahead of New York in average.

Ontario led the trotting average among all states with a strong \$44,094. This is based largely on the appeal of one sire, Kadabra, who was popular with buyers seeking Ontario eligibility. On the pacing side, Pennsylvania led in average, buoyed by the great success of Somebeachsomewhere yearlings, but also Bettor's Delight and Well Said.

New York had the best pacing average after Pennsylvania. In addition, the average for pacers and trotters from New York was very close, indicating that both gaits are desired by buyers. Both averages increased strongly from last year at this sale when each gait averaged approximately \$30,000.

SIRE AVERAGES

Overall (Top 20 with at least 4 yearlings in sale)

Sire	Gait	State	No.	Average	Top Price—Yearling (Dam)
Muscle Hill	T	PA	21	\$149,952	\$410,000—Story Time Hanover (Shared Past)
Somebeachsomewhere	P	PA	60	\$74,400	\$260,000—Dramatic Point (Heather's Western)
Chapter Seven	T	NY	22	\$61,773	\$110,000—Alarm Detector (Final Countdown)
Cantab Hall	T	PA	41	\$60,293	\$170,000—This Dreams On Me (Sleep Tight My Luv)
Kadabra	T	ON	19	\$56,684	\$150,000—Uvie Hanover (Upfront Ob's Janet)
American Ideal	P	NY	37	\$48,946	\$165,000—Casual Cool (Sight To See)
Credit Winner	T	NY	23	\$45,587	\$100,000—Activist (Bluff)
Mach Three	P	ON	10	\$44,900	\$100,000—Mach Domi (First Lady)
Roll With Joe	P	NY	21	\$39,857	\$110,000—Praise Blue Chip (Exclamation)
Art Major	P	NY	31	\$38,371	\$90,000—No Offense Hanover (Northwestern)
Bettor's Delight	P	PA	58	\$36,466	\$150,000—Nutcracker Sweet (Sweet Future)
Shadow Play	P	ON	24	\$36,458	\$110,000—Shadow Of Lindy (Antoinette Hanover)
Sportswriter	P	ON	28	\$36,214	\$80,000—Western Passage (Ever Western)
Andover Hall	T	PA	29	\$33,966	\$130,000—Ms Nightlife (Ms Naughty)
Donato Hanover	T	PA	39	\$32,718	\$130,000—Smartphone Hanover (Simplicity)
Well Said	P	PA	52	\$31,183	\$120,000—Somestory Hanover (Someheartsomewhere)
Conway Hall	T	NY	13	\$30,308	\$52,000—Need For Speed (Celebrity Speedie)
Yankee Glide	T	PA	19	\$29,053	\$97,000—Precious Daughter (Honorable Daughter)
Western Ideal	P	PA	23	\$28,304	\$80,000—Leprechaun Hanover (Lazan Hanover)
Rock N Roll Heaven	P	NY	27	\$27,444	\$90,000—He's Electric (Lady Mach)

New York Sires (Top 10)

Sire	Gait	No.	Average	Top Price—Yearling (Dam)
Chapter Seven	T	22	\$61,773	\$110,000—Alarm Detector (Final Countdown)
American Ideal	P	37	\$48,946	\$165,000—Casual Cool (Sight To See)
Credit Winner	T	23	\$45,587	\$100,000—Activist (Bluff)
Roll With Joe	P	21	\$39,857	\$110,000—Praise Blue Chip (Exclamation)
Art Major	P	31	\$38,371	\$90,000—No Offense Hanover (Northwestern)
Conway Hall	T	13	\$30,308	\$52,000—Need For Speed (Celebrity Speedie)
RC Royalty	T	3	\$28,000	\$40,000—Budapest (Lovely Vacation)
Rock N Roll Heaven	P	27	\$27,444	\$90,000—He's Electric (Lady Mach)
Muscle Mass	T	26	\$26,154	\$60,000—Click Track (No Magic To It)
Muscles Yankee	T	8	\$24,625	\$47,000—Secret Score (Win A Million)

New York sires ranked as half of the top 10 sires by average and seven of the top 20. Second-crop trotting sire Chapter Seven (\$61,773) and seasoned pacing sire American Ideal (\$48,946) were the top ranking New York stallions by average. Proven trotters Credit Winner and Conway Hall also made the list, along with pacers Roll With Joe, Art Major and Rock N Roll Heaven.

Six trotting sires and four pacing sires appear in the top 10 list of New York stallions and demonstrates that both gaits are well represented in New York's stallion barns and there are many options for breeders.

CONCLUSION

This sale showed a vastly different market for yearlings than it did a year ago. With 158 fewer yearlings than last year, the Harrisburg sale increased substantially, even more on average than Lexington. Harrisburg's average was up by 26%, while Lexington, which traditionally has a higher average, was up by 24.5%. These numbers represent a very healthy yearling sales season this year.

New York yearlings performed much better than last year, with 13 selling for \$100,000 and an average just below the overall average. The sale demonstrated that New York yearlings remain a good investment for both breeders and buyers in this market, likely because the strong New York Sire Stakes program is both stable and dependable with top-dollar purses and exciting stallion offerings that attract top stables and owners. Buyers of New York-breds remaining very committed to the state's historically well producing and proven stallions. These offspring are desired both as racing and breeding stock, so they have a strong upfront and residual value.



Lexington Selected Yearling Sale

Tuesday, Oct. 4-Saturday, Oct. 8, 2016
Fasig-Tipton Sales Pavilion in Lexington, KY

Sale Report by Harness Horse Breeders of New York State for Agriculture and New York State Horse Breeding Development Fund

OVERVIEW

The Lexington Selected Sale average sale price was up 24.5% over last year and showed a very strong market for well-bred young horses. A total of 573 yearlings were sold over five days for a gross of \$32,262,000 and an average price of \$56,304. The 11% increase in gross was in spite of selling 11% fewer yearlings.

The Lexington Selected Yearling Sale is the first of the two preeminent national yearling sales in the U.S. and its results are significant for New York breeders. This sale contained a similar number of New York-breds this year (195 in 2015 to 196 this year), but they made up a larger proportion of the sale, increasing from 30.4% of the catalog last year to 34.2% this year—more than a third of the horses on the block. New York-sired yearlings averaged \$45,949, 18.4% below the overall average.

Below is a more detailed analysis of the sale, beginning with day-by-day overviews. Traditionally, the most attractive yearlings, both in pedigree and conformation, are offered at the beginning of the sale. Following this information is more detailed comparative analysis of the sale results.

DAILY SUMMARIES

Day One

	Number Sold	Average Price	Notes
All Yearlings	87	\$129,333	18.1% increase from last year
NY Yearlings	22	\$88,000	32% below average

Day Two

	Number Sold	Average Price	Notes
All Yearlings	146	\$70,897	26.5% increase from last year
NY Yearlings	49	\$61,510	13.2% below average

Day Three

	Number Sold	Average Price	Notes
All Yearlings	145	\$41,834	26.8% increase from last year
NY Yearlings	62	\$40,516	3.2% below average

Day Four

	Number Sold	Average Price	Notes
All Yearlings	113	\$25,522	19.6% increase from last year
NY Yearlings	43	\$26,326	3.2% above average

	Number Sold	Average Price	Notes
All Yearlings	82	\$20,841	30.1% increase from last year
NY Yearlings	20	\$20,600	1.2% below average

	Number Sold	Average Price	Notes
All Yearlings	573	\$56,304	24.5% increase from last year
NY Yearlings	196	\$45,949	18.4% below average

After two record-setting opening nights in 2014 and 2015, the sale experienced a record-smashing year, with the strongest opening day in its history. The \$129,333 opening night average was an 18% increase over last year's first evening. The first day of the sale saw a 40 yearlings sell for \$100,000 or more—nearly half of the 87 head sold. The evening was dominated by three stallions who reside in Pennsylvania—pacer Somebeachsomewhere and trotters Muscle Hill and Cantab Hall. In spite of this, the fifth highest price and the ninth highest price of the evening were yearlings eligible to New York. A total of four New York-eligibles drew six figure prices, representing 10% of the total, including offspring from Credit Winner and Rock N Roll Heaven.

The sale experienced a phenomenal average increase overall, up 24.5% compared to last year. After just moderate increases last year, each day saw significant year-over-year increases with Day One actually being the smallest increase and Day Five seeing a 30% uptick. The results of the final day, with both the overall average and the average for NY-breds over \$20,000, show that quality abounds in this select auction. Even though New York-breds tracked behind the sale average on all but Day Four, they increased in price from last year on all but Day One.

New York-breds finished with a \$45,949 average, 18.4% below the overall, but this was still higher than last year's average of \$45,204 for a comparable number of yearlings. New York-bred yearlings made up 34% of the total sale (up from 30.4% last year) and 28% of the total gross.

SEX AND GAIT COMPARATIVES

Overall

Group	Number Sold	Average Price	Top Price	\$100,000+
Pacing Colts	119	\$63,277	\$450,000	19
Pacing Fillies	119	\$47,412	\$550,000	10
Trotting Colts	185	\$63,108	\$800,000	31
Trotting Fillies	150	\$49,433	\$300,000	17
Total	573	\$56,304	\$800,000	77

NY Sires

Group	Number Sold	Average Price	Top Price	\$100,000+
Pacing Colts	41	\$46,049	\$150,000	2
Pacing Fillies	52	\$41,308	\$150,000	2
Trotting Colts	58	\$47,897	\$200,000	5
Trotting Fillies	45	\$48,711	\$300,000	3
Total	196	\$45,949	\$300,000	12

In the sale overall, pacing and trotting colts garnered nearly the same average, both just over \$63,000. They were also neck-and-neck in last year's sale. But trotting colts definitely dominated the \$100,000 yearling ranks, with 31 (40%) of the 77 overall. These averages soared while the numbers of colts offered decreased: down 27 pacers and 35 trotters from last year's numbers.

Among the ladies, trotting fillies had a slightly stronger average than pacing fillies. The filly category of both gaits experienced significant increases last year over 2013 and that was tempered this year with both decreasing in average slightly. However, the pacing filly average increased about \$9,600 from \$37,812 last year, compared to an approximate \$6,500 increase for trotters from \$42,844.

The number of \$100,000 yearlings was up 12 yearlings from 2015, with the trotting colts having the largest change—from 21 last year to 31 this year. The top price also increased significantly from \$350,000 to \$800,000 this year, both for trotting colts.

Among New York yearlings, the numbers of each sex and gait were fairly comparable to last year. The trotting fillies were the strongest segment from New York; their average increased by nearly \$6,700 over last year. The number of \$100,000 New York yearlings was down from 19 a year ago.

TOP 10 YEARLINGS BY SALE PRICE

Overall

Yearling	Amount	S/G	State	Sire	Dam
TACTICAL LANDING	\$800,000	CT	PA	MUSCLE HILL	SOUTHWIND SERENA
COME SEE THE SHOW	\$550,000	FP	PA	SOMEBEACHSOMEWHERE	PUT ON A SHOW
PRO BEACH	\$450,000	CP	PA	SOMEBEACHSOMEWHERE	DARLIN'S DELIGHT
GALLANT MAN	\$350,000	CT	PA	CANTAB HALL	FOREVER GRACEFUL
GO TO HILL	\$350,000	CT	PA	MUSCLE HILL	HABIT OF CREATURE
CIAO DOLCE	\$300,000	FT	NY	CREDIT WINNER	PIZZA DOLCE
I'M A BIG DEAL	\$300,000	CP	PA	SOMEBEACHSOMEWHERE	BIG MCDEAL
TASMANIA	\$300,000	CT	PA	MUSCLE HILL	SPECTACULAR BAY
REDEEMING GRACE	\$285,000	FT	PA	CANTAB HALL	GRACEFUL TOUCH
CHECK HER OUT	\$260,000	FT	NY	CREDIT WINNER	CHECK ME OUT

NY Sires

Yearling	Amount	S/G	State	Sire	Dam
CIAO DOLCE	\$300,000	FT	NY	CREDIT WINNER	PIZZA DOLCE
CHECK HER OUT	\$260,000	FT	NY	CREDIT WINNER	CHECK ME OUT
SEVENTH WONDER	\$200,000	CT	NY	CHAPTER SEVEN	CORAZON BLUE CHIP
LET'S FALL IN LOVE	\$150,000	FP	NY	ROCK N ROLL HEAVEN	TIME N AGAIN
HARD ROCK DEO	\$150,000	CT	NY	CREDIT WINNER	YALTA HANOVER
AMERICAN HISTORY	\$150,000	CP	NY	AMERICAN IDEAL	PERFECT TOUCH
SEVENMAIDSADANCING	\$150,000	FT	NY	CHAPTER SEVEN	SURREY WITH FRINGE
WINNING SHADOW	\$145,000	CT	NY	CREDIT WINNER	SHEENA'S SHADOW
MOUTH OF THE SOUTH	\$140,000	FP	NY	AMERICAN IDEAL	UPFRONTANDPERSONAL
GODSPELL HALL	\$120,000	CT	NY	CONWAY HALL	GARBO HALL

Credit Winner's Ciao Dolce was the top priced NY-eligible yearling at \$300,000, and the highest priced filly trotter in the entire sale. Last year's NY-bred sale topper, a pacing filly, went for \$275,000 and was the only one in the sale top ten. This year, a second NY-bred cracked the highest priced yearlings with another Credit Winner filly, Check Her Out, bringing \$260,000. The top 25 highest priced yearlings this year were exclusively from Pennsylvania and New York. As has become more the norm in select sales, NY-bred fillies continue to bring some of the top prices. Seven of New York's top 10 yearlings were trotters, with Credit Winner dominating the list, but Chapter Seven and Conway Hall also sired outstanding youngsters.

STATE ELIGIBILITY COMPARED

State	Yearlings Sold	Average
PA	209 Trotters 115 Pacers 324 Total	\$61,856 Trotters \$67,878 Pacers \$63,994 Total
ON	13 Trotters 21 Pacers 34 Total	\$75,615 Trotters \$46,810 Pacers \$57,824 Total
NY	103 Trotters 93 Pacers 196 Total	\$48,252 Trotters \$43,398 Pacers \$45,949 Total
OH	7 Trotters 6 Pacers 13 Total	\$21,286 Trotters \$31,167 Pacers \$25,846 Total
<i>Fewer Than 5 Yearlings</i>		
IN	3 Pacers 3 Total	\$53,333 Pacers \$53,333 Total
MD	1 Trotters 1 Total	\$30,000 Trotters \$30,000 Total
NJ	2 Trotters 2 Total	\$15,000 Trotters \$15,000 Total

New York yearlings brought the third highest average prices at this sale after ranking second last year. Both trotting and pacing yearlings increased in average price 6% over last year. Reliable stallions and the consistency of a strong Sire Stakes program continues to draw buyers to the New York yearlings. Pennsylvania, which had the highest average this year, saw a huge increase in prices compared to last year, including the average price for trotters increasing nearly \$25,000 over 2015. Ontario also saw the effect of trotter prices increasing nearly \$40,000 on average from 2015.

SIRE AVERAGES

Overall (Top 20 with at least 4 yearlings in sale)

Sire	Gait	State	No.	Average	Top Price—Yearling (Dam)
Somebeachsomewhere	P	PA	39	\$123,615	\$550,000—Come See The Show (Put On A Show)
Muscle Hill	T	PA	52	\$114,385	\$800,000—Tactical Landing (Southwind Serena)
Kadabra	T	ON	11	\$82,091	\$175,000—Magic Carpet Glide (Cha Cha Glide)
Cantab Hall	T	PA	50	\$67,680	\$350,000—Gallant Man (Forever Graceful)
Conway Hall	T	NY	6	\$62,833	\$120,000—Godspell Hall (Garbo Hall)
So Surreal	P	NY	4	\$60,000	\$90,000—Cocked And Loaded (Donkeys Can Talk) \$90,000—So Snobby (Pedigree Snob)
Credit Winner	T	NY	38	\$59,842	\$300,000—Ciao Dolce (Pizza Dolce)
Bettor's Delight	P	PA	29	\$55,655	\$180,000—Thinkbig Dreambig (Extreme Dream)
Sportswriter	P	ON	9	\$54,778	\$95,000—Dancin Doug (Dancewiththebest)
Shadow Play	P	ON	5	\$54,400	\$100,000—Data Driven (Hallie Gallie)
Chapter Seven	T	NY	24	\$53,042	\$200,000—Seventh Wonder (Corazon Blue Chip)
Betterthancheddar	P	NY	8	\$50,875	\$85,000—Speed To Market (Road To Pandalay)
American Ideal	P	NY	32	\$48,375	\$150,000—American History (Perfect Touch)
Donato Hanover	T	PA	34	\$40,029	\$200,000—Sonofamillionaire (Mom's Millionaire)
Rock N Roll Heaven	P	NY	9	\$39,778	\$150,000—Let's Fall In Love (Time N Again)
Andover Hall	T	PA	14	\$39,143	\$120,000—Storming Mist (Athena Miss)
Art Major	P	NY	31	\$39,129	\$85,000—By All Means Pat (Parlee Beach) \$85,000—Carolina Magic (Put On A Display)
A Rocknroll Dance	P	PA	19	\$36,421	\$120,000—Radical (See You At Peelers)
Explosive Matter	T	PA	15	\$35,067	\$140,000—Argan (Meucci Madness)
Muscle Mass	T	NY	16	\$31,688	\$80,000—Broadway Bruiser (Stage Fright)

New York Sires (Top 10 with at least 2 yearlings in sale)

Sire	Gait	No.	Average	Top Price—Yearling (Dam)
Conway Hall	T	6	\$62,833	\$120,000—Godspell Hall (Garbo Hall)
So Surreal	P	4	\$60,000	\$90,000—Cocked And Loaded (Donkeys Can Talk) \$90,000—So Snobby (Pedigree Snob)
Credit Winner	T	38	\$59,842	\$300,000—Ciao Dolce (Pizza Dolce)
Chapter Seven	T	24	\$53,042	\$200,000—Seventh Wonder (Corazon Blue Chip)
Betterthancheddar	P	8	\$50,875	\$85,000—Speed To Market (Road To Pandalay)
American Ideal	P	32	\$48,375	\$150,000—American History (Perfect Touch)
Muscles Yankee	T	2	\$42,000	\$52,000—Easy Money (Temple Of Athena)
Rock N Roll Heaven	P	9	\$39,778	\$150,000—Let's Fall In Love (Time N Again)
RC Royalty	T	2	\$39,500	\$62,000—Roc Royal (My Baby's Momma)
Art Major	P	31	\$39,129	\$85,000—By All Means Pat (Parlee Beach) \$85,000—Carolina Magic (Put On A Display)

Nine New York sires ranked in the top 20 by average—that's 45%. Two first-crop sires from New York, both pacers, were warmly welcomed by bidders: So Surreal with a \$60,000 average for four yearlings and Betterthancheddar with a \$50,875 average for eight yearlings. Proven stallion Conway Hall led all New York stallions with a \$62,833 average. Chapter Seven, whose second crop was on the block, had a \$53,042 average after his freshman class led all New York stallion averages last year. The other Empire State stallions that made the top 20 overall have been dependable for breeders for many years and included pacers American Ideal, Rock N Roll Heaven and Art Major and trotters Credit Winner and Muscle Mass

CONCLUSION

New York had a solid performance at the Lexington sale again this year, boasting nearly half of the top 20 sires by average. New York had the second largest number of yearlings available, behind Pennsylvania. The sale continued to demonstrate that New York yearlings remain very desirable as proven sires and a first-crop stallion options were both sought after by buyers. A strong Sire Stakes program and desirable stallions are necessary for yearlings to sell well.

New York trotters continue the trend in Lexington of garnering slightly higher prices than pacers, though yearlings of both gaits drew prices well over \$200,000. The Lexington sale is a key indicator for the Harrisburg sale in early November, which is the largest forum for New York yearlings this year, with 271 New York-breds cataloged.



Morrisville Fall Yearling Sale

Saturday, Sept. 17, 2016
Morrisville College Equine Institute, Morrisville, N.Y.

Sale Report by Harness Horse Breeders of New York State for Agriculture and New York State Horse Breeding Development Fund

OVERVIEW

The Morrisville Fall Yearling Sale has traditionally kicked off the New York yearlings sales season and it was no different this year, although it did share the weekend with the Goshen Yearling Sale. This auction typically catalogs mostly New York-bred yearlings and that was the case again this year, with 75 of the 81 individuals sold eligible in the state.

The catalog size was bolstered by almost 20 horses this year, which contributed to a lower overall sales average. In spite of this, the catalog attracted enough buyers' interest to drive the sale average well over past years before the catalog was contracted. The top price of \$55,000 for a Conway Hall trotting colt was identical to last year's sale topper.

Below is a more detailed analysis of the sale and comparison to last year.

SALE SUMMARY

	Number Sold	Average Price	Notes
All Yearlings	81	\$13,656	112.1% increase from last year
NY Yearlings	75	\$14,299	4.7% above average

New York-bred yearlings showed a \$14,299 average, 4.7% above the sale average, but down slightly from last year's \$15,888 average. The slightly larger catalog this year included 18 more NY-breds. In this, just the second year of competing with the Goshen yearling sale and with a pared down catalog from in the past, the average was still substantially higher than the 2014 average of \$10,715 when 130 yearlings went under the gavel. Just six yearlings were eligible to a jurisdiction outside New York and they drew an average of \$5,617, demonstrating a much greater value for those yearlings nominated to the New York Sire Stakes.

SEX AND GAIT COMPARATIVES

NY Sires

Group	Number Sold	Average Price	Top Price	\$100,000+
Pacing Colts	8	\$16,313	\$31,000	6
Pacing Fillies	11	\$9,627	\$26,000	4
Trotting Colts	21	\$19,310	\$55,000	17
Trotting Fillies	35	\$12,300	\$32,000	19
Total	75	\$14,299	\$55,000	46

The trotting sector led the sale again with the highest priced yearlings, among both colts and fillies, and represented 75% of the yearlings sold. A trotting colt brought the top price of \$55,000 and the group had the highest average at over \$19,000. Trotting fillies had the largest number of yearlings selling for more than \$10,000, but 17 of the 21 trotting colts in the catalog sold for over \$10,000—an impressive 81 percent.

The pacing yearlings represented a much smaller component of the sale, similar to last year. The pacing colts had a very strong showing, with eight individuals selling for an average of more than \$16,000—and a full three quarters of those selling for \$10,000 or more.

TOP 10 YEARLINGS BY SALE PRICE

NY Sires

Yearling	Amount	S/G	State	Sire	Dam
Thunderman	\$55,000	CT	NY	Conway Hall	Ann's Promise
My Lindy Winner	\$50,000	CT	NY	Credit Winner	My Lady Lindy
Squirely Girly	\$32,000	FT	NY	Muscle Mass	Dabrina
Rockalicious	\$31,000	CP	NY	Rock N Roll Heaven	The Company Store
Sign Declaration	\$30,000	CT	NY	Conway Hall	Magical Memories
Dew To Win	\$30,000	FT	NY	Deweycheatumnhowe	Winners Only
Girl Crush	\$27,000	FT	NY	Conway Hall	Classic Yankee
Lets Take A Selfie	\$26,000	FP	NY	Artiscape	Ladyotra
Conaag	\$25,000	GT	NY	Conway Hall	Agra
Flyhawk El Diablo	\$23,000	CT	NY	Conway Hall	Miss El Paso

New York-bred trotting yearlings completely dominated the top ten prices at this sale, filling eight of the 10 spots. Among the top-priced trotters, four different stallions are represented, demonstrating that buyers are interested in the depth of the sire lines available in New York. Proven trotting stallion Conway Hall sired five of the top ten yearlings, demonstrating that buyers continue to value his bloodlines and ability to earn in the New York program. Only offspring from pacing stallions Rock N Roll Heaven and Artiscape were able to crack the top 10 at this sale.

SIRE AVERAGES

New York Sires (at least 2 yearlings)

Sire	Gait	No.	Average	Top Price—Yearling (Dam)
Credit Winner	T	2	\$36,000	\$50,000—My Lindy Winner (My Lady Lindy)
Artiscape	P	2	\$21,000	\$26,000—Lets Take A Selfie (Ladyotra)
Conway Hall	T	15	\$18,667	\$55,000—Thunderman (Ann's Promise)
Muscle Mass	T	6	\$15,083	\$32,000—Squirely Girly (Dabrina)
Rock N Roll Heaven	P	6	\$14,033	\$31,000—Rockalicious (The Company Store)
Deweycheatumnhowe	T	10	\$13,350	\$30,000—Dew To Win (Winners Only)
Lucky Chucky	T	9	\$11,778	\$19,000—Namje (Isabella Gal)
RC Royalty	T	10	\$11,750	\$22,000—She Loves Me (Yessirthatsmybaby)
So Surreal	P	5	\$11,300	\$20,000—Mister Miami (Western Kerry)
Muscles Yankee	T	3	\$10,833	\$16,000—Flyhawk Image (Hall of Mirrors)

Even among sire averages, trotting stallions dominated this sale. Veteran stallion Credit Winner garnered a \$36,000 average and six other trotting sires appearing in the top ten. Conway Hall, who had the largest number of yearlings at 15, also had the sale topper, a full brother to a quarter-million-dollar winner and half brother to a half-million-dollar winner. Seasoned sire Artiscape earned the highest pacing sire average at \$21,000 and newcomer So Surreal broke into the top 10 with a \$20,000 highest priced yearling.

CONCLUSION

The Morrisville Sale has traditionally been the first significant event each year to gauge how New York yearlings will sell before the larger select yearling sales in the fall, but it is now sharing this honor with the Goshen Yearling Sale on the same weekend. The two sales both continued to attract plenty of buyers interested in New York-eligible horses.

The trotting sector continues to be markedly stronger than the pacing sector in this sale, in part because there are so many more trotting offerings. An encouraging 61% of horses sold for \$10,000 or more. Yearlings with strong bloodlines and good conformation brought strong bids. These solid prices and an expanded sales catalog signals that this venue will continue to be an important market for New York breeders, while simultaneously supporting the equine educational efforts of the college.



Leading Sires



Roll With Joe



Chapter Seven

The Agriculture and New York State Horse Breeding Development Fund is proud of the New York breeding program which has garnered national as well as international acclaim.

Credit Winner, a venerable warhorse in the breeding arena continues to sit near the top of the national standings when it comes to quality and consistency (5th for sires of all age trotters). In 2016, he also continued to lead all NY trotting sires with total New York earning of \$2,275,817.

American Ideal is one of North America's most prolific pacing sires. He currently ranks fifth nationally as the sire of all age pacers with total 2016 earnings of \$11,698,441. In 2016, American Ideal was also the leading pacing stallion in New York with total earnings of \$2,536,783.

Roll with Joe began his stallion career in New York State at Blue Chip Farms in 2012. In his first crop he produced, Racing Hill, a winner of \$1,727,692. Roll with Joe is also the sire of outstanding fillies like World Champion, Dime A Dance with winnings of \$472,749 and No Clouds Bluechip, a winner of \$363,153 and a record of 1:50.1F.

Roll with Joe's success at siring great performers on the racetrack translates into success for his offspring selling at the yearling sales. At the 2016 Harrisburg Sale, his yearling colts and fillies averaged \$39,857--over seven times his stud fee. This year, Roll with Joe was the second leading national sire by average earnings per foal and was ranked third as the national leading money winning sire of three year old pacers. What

makes this even more remarkable is that he accomplished this with just two crops to race. His current progeny earnings are \$6,722,826.

Chapter Seven, is another NY-eligible sire that saw his first foals race in 2016. In his first crop he produced, Walner, a record setting World Champion earner of \$484,037 in his freshmen year.

It was a very successful beginning for **Chapter Seven**, who currently ranks second nationally in leading money winning sires of 2-year-old trotters and second nationally in average earnings per foal for 2-year-old trotters. The racing ability of Chapter Seven's offspring translated into a nice profit for breeders selling his yearlings. Chapter Seven's sale yearlings averaged \$61,773 at the Harrisburg Sale and \$53,042 at Lexington Select Sale.

Conway Hall, now 22 years old, is still producing offspring that can compete worldwide. His appeal to European and North American Breeder's continues unabated. Conway Hall's yearling sale prices continue to show his ability to produce competitive race horses. He currently ranks number seven for national leading sires by average earnings per foal for 3-year-old trotters and tenth for national leading money winning sires of all age trotters for the year.

The following data reflects the success of the program by the increase in quality of New York bred horses and the stallions that stand in the state.

Pacing Stallions

Stallion	2-Year-Old Earnings	3-Year-Old Earnings	Total NY Earnings
American Ideal	\$1,200,959	\$1,335,824	\$2,536,783
Roll With Joe	\$964,039	\$1,066,470	\$2,030,509
Art Major	\$810,292	\$816,566	\$1,626,857
Rock N Roll Heaven	\$619,257	\$451,722	\$1,070,978
Artiscape	\$123,291	\$26,859	\$150,149
Kenneth J	*	\$77,420	\$77,420
Village Jove	\$9,705	\$46,562	\$56,267
Riverboat King	\$36,429	\$17,615	\$54,044
Lislea	\$28,343	\$5,968	\$34,311
Passailed	*	\$21,517	\$21,517

Trotting Stallions

Stallion	2-Year-Old Earnings	3-Year-Old Earnings	Total NY Earnings
C Credit Winner	\$1,021,136	\$1,254,681	\$2,275,817
RC Royalty	\$365,515	\$863,392	\$1,228,908
Conway Hall	\$641,230	\$562,391	\$1,203,621
Chapter Seven	\$783,752	*	\$783,752
Deweycheatumhowe	\$548,579	*	\$548,579
Lucky Chucky	*	\$498,180	\$498,180
Cash Hall	\$69,484	\$361,044	\$430,528
Crazed	*	\$285,925	\$285,925
Archangel	\$171,695	*	\$171,695
Prayer I Am	\$121,212	\$27,603	\$148,815

*no foals racing in NY program

New York Trotting Sires Of 3-Year-Olds

Horse	Earnings	Starters	Total Starts	1st	2nd	3rd	4th	5th
Credit Winner	\$1,254,681	35	200	35	32	25	36	29
RC Royalty	\$863,392	36	198	24	40	37	32	22
Conway Hall	\$562,391	30	190	43	32	34	21	29
Lucky Chucky	\$498,180	20	91	26	9	10	15	8
Cash Hall	\$361,044	10	46	12	4	7	9	6
Crazed	\$285,925	30	161	26	33	29	20	21
Broad Bahn	\$60,895	8	35	4	5	11	5	3
Prayer I Am	\$27,603	4	23	7	7	1	1	4
Conway Court	\$19,249	2	13	1	0	4	4	2
Proud Kash	\$12,689	2	17	1	5	6	2	1
Diamond Goal	\$8,904	1	8	0	1	1	3	1
Wrinkle In Time	\$8,891	2	13	3	3	1	3	0
Monte Hall	\$8,578	3	17	1	4	5	4	1
Sand Vic	\$8,226	4	12	0	2	3	4	1
CR Excalibur	\$5,820	1	8	1	5	1	0	0
Turbonator	\$4,200	1	5	0	1	1	0	1
Make It Hot	\$1,255	2	7	0	0	1	2	3
Bertos Dream	\$1,206	1	6	0	0	1	2	3
Marcello Kosmos	\$1,095	2	8	0	0	0	5	0
Dallas Dhu	\$325	1	1	0	0	0	0	1
Total Earned	\$3,994,548							

New York Pacing Sires Of 3-Year-Olds

Horse	Earnings	Starters	Total Starts	1st	2nd	3rd	4th	5th
American Ideal	\$1,335,824	41	253	63	41	33	43	33
Roll With Joe	\$1,066,470	42	196	38	35	36	25	20
Art Major	\$816,566	35	181	24	22	30	31	24
Rock N Roll Heaven	\$451,722	21	97	8	19	21	11	18
Kenneth J	\$77,420	7	77	15	19	13	11	11
Village Jove	\$46,562	3	18	5	6	3	2	0
Artiscape	\$26,859	9	36	0	4	12	6	5
Passailed	\$21,517	2	30	6	7	5	5	4
Riverboat King	\$17,615	6	21	5	8	4	2	2
Teeth of the Dog	\$14,346	1	10	4	3	0	2	0
Badlands Nitro	\$9,677	2	8	1	1	3	0	2
Lislea	\$5,968	1	10	2	4	0	0	1
Heifetz Hanover	\$4,406	3	15	1	2	3	5	2
Bullville Powerful	\$4,318	2	8	0	1	1	2	1
Budd For Life	\$2,638	1	8	0	0	3	1	4
San Gimignano	\$1,565	1	8	0	0	1	3	4
Bullvilleintherain	\$467	1	4	0	0	0	1	1
Total Earned	\$3,903,935							

New York Trotting Sires Of 2-Year-Olds

Horse	Earnings	Starters	Total Starts	1st	2nd	3rd	4th	5th
Credit Winner	\$1,021,136	48	253	44	34	43	45	29
Chapter Seven	\$783,752	37	162	29	31	28	17	24
Conway Hall	\$641,230	41	221	42	34	35	30	21
Deweycheatumhowe	\$548,579	31	168	26	23	21	15	27
RC Royalty	\$365,515	30	173	23	24	24	35	30
Archangel	\$171,695	22	110	20	15	17	16	10
Prayer I Am	\$121,212	7	46	7	5	2	6	11
CR Excalibur	\$87,831	3	12	5	1	1	1	1
Cash Hall	\$69,484	11	68	9	12	10	16	8
Howd That Feel	\$29,156	3	27	2	8	1	2	4
Diamond Goal	\$26,100	1	7	1	2	2	0	0
Mutineer	\$24,285	5	26	3	5	7	2	6
Native Yankee	\$10,800	3	22	2	7	5	6	1
Monte Hall	\$8,589	3	27	3	8	9	3	3
Turbonator	\$5,283	1	6	0	2	1	2	0
Bertos Dream	\$4,428	1	10	3	3	2	1	0
Sand Vic	\$4,194	1	7	2	2	1	1	1
Conway Court	\$2,755	1	6	0	1	0	2	0
Make It Hot	\$1,170	1	3	0	1	0	1	0
Total Earned	\$3,927,190							

New York Pacing Sires Of 2-Year-Olds

Horse	Earnings	Starters	Total Starts	1st	2nd	3rd	4th	5th
American Ideal	\$1,200,959	58	268	59	49	44	42	25
Roll With Joe	\$964,039	44	211	41	39	29	24	25
Art Major	\$810,292	46	208	23	32	25	36	34
Rock N Roll Heaven	\$619,257	47	238	35	25	41	31	41
Artiscape	\$123,291	17	92	14	18	17	18	12
Riverboat King	\$36,429	5	41	10	10	5	5	4
Lislea	\$28,343	6	52	6	12	14	12	3
Bullville Powerful	\$12,965	1	9	3	1	2	1	0
Village Jove	\$9,705	5	22	0	3	5	2	4
Quik Pulse Mindale	\$5,755	1	8	1	0	2	1	1
Budd For Life	\$2,020	1	7	0	0	2	1	4
Split In Two	\$536	1	1	0	0	0	1	0
Total Earned	\$3,813,590							

National Sire Statistics 2016

Leading Money Winning Sires in 2016 2-Year-Old Trotters

Sire Name	Foals	Starters	Earnings
MUSCLE HILL	105	63	2,808,220
CANTAB HALL	109	83	2,395,796
CHAPTER SEVEN	84	54	1,592,829
CREDIT WINNER	88	60	1,376,644
EXPLOSIVE MATTER	84	63	1,171,559
DEJARBRO	105	68	1,170,997
DONATO HANOVER	100	66	1,120,387
MUSCLE MASSIVE	62	41	1,115,999
MUSCLE MASS	56	35	1,060,334
KADABRA	76	50	1,027,267
TRIUMPHANT CAVIAR	47	28	872,785
JAILHOUSE JESSE	69	44	830,192
ANDOVER HALL	53	38	796,599
SWAN FOR ALL	61	41	764,547
YANKEE GLIDE	64	35	758,471
CONWAY HALL	70	50	692,841
DEWEYCHEATUMNHOWE	64	38	637,686
CRAZED	69	36	566,887
RC ROYALTY	52	32	402,119
ANGUS HALL	51	27	361,839

NY sires in Bold

(Sires now standing in New York and/or sires of New York-breds of racing age)

National Sire Statistics 2016

Leading Money Winning Sires in 2016 2-Year-Old Pacers

Sire Name	Foals	Starters	Earnings
SOMEBEACHSOMEWHERE	130	96	4,585,055
BETTOR'S DELIGHT	126	86	1,871,495
AMERICAN IDEAL	114	86	1,700,654
ROLL WITH JOE	84	60	1,591,850
DRAGON AGAIN	95	65	1,528,163
ART MAJOR	108	73	1,425,121
SPORTSWRITER	57	42	1,320,523
MCARDLE	97	67	1,275,790
ALWAYS A VIRGIN	94	62	1,141,920
ROCKIN IMAGE	86	56	1,065,801
MACH THREE	104	65	1,052,305
WELL SAID	119	79	1,027,419
ROCK N ROLL HEAVEN	116	71	873,876
BIG BAD JOHN	103	76	839,335
WESTERN TERROR	44	29	782,137
ART OFFICIAL	68	41	678,660
IF I CAN DREAM	45	30	603,211
WESTERN IDEAL	56	30	494,779
CHARLEY BARLEY	15	12	466,804
YANKEE CRUISER	62	47	466,208

NY sires in Bold

(Sires now standing in New York and/or sires of New York-breds of racing age)

National Sire Statistics 2016

Leading Money Winning Sires in 2016 3-Year-Old Trotters

Sire Name	Foals	Starters	Earnings
MUSCLE HILL	80	55	6,161,580
DONATO HANOVER	118	68	2,822,209
KADABRA	101	63	2,428,699
CREDIT WINNER	73	53	2,426,946
CANTAB HALL	96	71	2,212,877
ANDOVER HALL	83	60	2,109,991
YANKEE GLIDE	58	46	1,940,854
RC ROYALTY	67	49	1,610,926
EXPLOSIVE MATTER	60	41	1,478,518
MUSCLE MASS	78	56	1,461,763
MANOFMANYMISSIONS	78	49	1,391,685
CONWAY HALL	55	38	1,384,465
SWAN FOR ALL	89	52	1,291,648
DEWEYCHEATUMNHOWE	69	40	1,278,813
TRIUMPHANT CAVIAR	41	28	1,230,554
MUSCLE MASSIVE	58	36	1,106,655
MUSCLES YANKEE	46	28	1,094,559
JAILHOUSE JESSE	69	42	1,004,707
LUCKY CHUCKY	64	36	972,521
MAJESTIC SON	50	34	862,475

NY sires in Bold

(Sires now standing in New York and/or sires of New York-breds of racing age)

National Sire Statistics 2016

Leading Money Winning Sires in 2016 3-Year-Old Pacers

Sire Name	Foals	Starters	Earnings
SOMEBEACHSOMEWHERE	112	96	8,845,524
BETTOR'S DELIGHT	99	83	4,173,698
ROLL WITH JOE	88	72	3,834,505
AMERICAN IDEAL	93	74	3,349,046
WELL SAID	102	80	2,791,170
DRAGON AGAIN	99	83	2,517,890
ROCKNROLL HANOVER	106	72	2,501,700
MACH THREE	110	87	2,499,007
WESTERN IDEAL	70	55	2,477,121
ART MAJOR	79	67	2,425,248
WESTERN TERROR	114	84	1,898,781
BIG BAD JOHN	108	89	1,796,716
YANKEE CRUISER	83	65	1,709,695
ROCKIN IMAGE	88	75	1,658,705
BIG JIM	74	50	1,429,001
BADLANDS HANOVER	104	74	1,328,458
ROCK N ROLL HEAVEN	66	47	1,265,060
SHADYSHARK HANOVER	88	64	1,194,682
FEELIN FRISKIE	81	63	1,103,172
SPORTSWRITER	63	53	878,075

NY sires in Bold

(Sires now standing in New York and/or sires of New York-breds of racing age)

National Sire Statistics 2016

Leading Sires Average Earnings per foal in 2016

*minimum 15 registered foals in 2014

2-Year-Old Trotters

Sire Name	Foals	Starters	Earnings	Average Earnings
MUSCLE HILL	105	63	2,808,220	26,745
CANTAB HALL	109	83	2,395,796	21,980
CHAPTER SEVEN	84	54	1,592,829	18,962
MUSCLE MASS	56	35	1,060,334	18,935
TRIUMPHANT CAVIAR	47	28	872,785	18,570
MUSCLE MASSIVE	62	41	1,115,999	18,000
CREDIT WINNER	88	60	1,376,644	15,644
ANDOVER HALL	53	38	796,599	15,030
EXPLOSIVE MATTER	84	63	1,171,559	13,947
BIG STICK LINDY	25	12	345,541	13,822
KADABRA	76	50	1,027,267	13,517
SWAN FOR ALL	61	41	764,547	12,534
JAILHOUSE JESSE	69	44	830,192	12,032
YANKEE GLIDE	64	35	758,471	11,851
LOU'S LEGACY	19	12	216,635	11,402
DONATO HANOVER	100	66	1,120,387	11,204
DEJARBRO	105	68	1,170,997	11,152
DEWEYCHEATUMNHOWE	64	38	637,686	9,964
CONWAY HALL	70	50	692,841	9,898
CR COMMANDO	15	9	143,082	9,539

NY sires in Bold

(Sires now standing in New York and/or sires of New York-breds of racing age)

National Sire Statistics 2016

Leading Sires Average Earnings per foal in 2016

*minimum 15 registered foals in 2014

2-Year-Old Pacers

Sire Name	Foals	Starters	Earnings	Average Earnings
SOMEBEACHSOMEWHERE	130	96	4,585,055	35,270
CHARLEY BARLEY	15	12	466,804	31,120
RODDY'S BAGS AGAIN	7	16	465,216	27,366
SPORTSWRITER	57	42	1,320,523	23,167
ROLL WITH JOE	84	60	1,591,850	18,951
WESTERN TERROR	44	29	782,137	17,776
DRAGON AGAIN	95	65	1,528,163	16,086
AMERICAN IDEAL	114	86	1,700,654	14,918
BETTOR'S DELIGHT	126	86	1,871,495	14,853
IF I CAN DREAM	45	30	603,211	13,405
ART MAJOR	108	73	1,425,121	13,196
MCARDLE	97	67	1,275,790	13,152
ROCKIN IMAGE	86	56	1,065,801	12,393
ALWAYS A VIRGIN	94	62	1,141,920	12,148
FORECLOSURE N	21	13	225,526	10,739
BLUE BURNER	26	16	273,389	10,515
MACH THREE	104	65	1,052,305	10,118
SANTANNA BLUE CHIP	19	12	190,449	10,024
ART OFFICIAL	68	41	678,660	9,980
BIG JIM	41	19	377,342	9,203

NY sires in Bold

(Sires now standing in New York and/or sires of New York-breds of racing age)

National Sire Statistics 2016

Leading Sires Average Earnings per foal in 2016

*minimum 15 registered foals in 2013

3-Year-Old Trotters

Sire Name	Foals	Starters	Earnings	Average Earnings
MUSCLE HILL	80	55	6,161,580	77,020
CASH HALL	17	13	650,827	38,284
YANKEE GLIDE	58	46	1,940,854	33,463
CREDIT WINNER	73	53	2,426,946	33,246
TRIUMPHANT CAVIAR	41	28	1,230,554	30,014
ANDOVER HALL	83	60	2,109,991	25,422
CONWAY HALL	55	38	1,384,465	25,172
EXPLOSIVE MATTER	60	41	1,478,518	24,642
KADABRA	101	63	2,428,699	24,047
RC ROYALTY	67	49	1,610,926	24,044
DONATO HANOVER	118	68	2,822,209	23,917
MUSCLES YANKEE	46	28	1,094,559	23,795
CANTAB HALL	96	71	2,212,877	23,051
HERE COMES HERBIE	23	17	524,894	22,821
AND AWAY WE GO	22	9	445,927	20,269
MUSCLE MASSIVE	58	36	1,106,655	19,080
MUSCLE MASS	78	56	1,461,763	18,741
DEWEYCHEATUMNHOWE	69	40	1,278,813	18,534
MANOFMANYMISSIONS	78	49	1,391,685	17,842
NORTHERN KID	15	11	265,416	17,694

NY sires in Bold

(Sires now standing in New York and/or sires of New York-breds of racing age)

National Sire Statistics 2016

Leading Sires Average Earnings per foal in 2016

*minimum 15 registered foals in 2013

3-Year-Old Pacers

Sire Name	Foals	Starters	Earnings	Average Earnings
SOMEBEACHSOMEWHERE	112	96	8,845,524	78,978
ROLL WITH JOE	88	72	3,834,505	43,574
BETTOR'S DELIGHT	99	83	4,173,698	42,159
AMERICAN IDEAL	93	74	3,349,046	36,011
WESTERN IDEAL	70	55	2,477,121	35,387
ART MAJOR	79	67	2,425,248	30,699
WELL SAID	102	80	2,791,170	27,364
DRAGON AGAIN	99	83	2,517,890	25,433
ROCKNROLL HANOVER	106	72	2,501,700	23,601
THIRD STRAIGHT	19	15	439,111	23,111
WESTERN MAVERICK	17	16	386,878	22,758
MACH THREE	110	87	2,499,007	22,718
MCARDLE	26	21	582,853	22,417
MANHARDT	21	11	463,342	22,064
WORLD OF ROCKNROLL	27	21	585,456	21,684
YANKEE CRUISER	83	65	1,709,695	20,599
ALWAYS A VIRGIN	44	30	861,496	19,579
UP THE CREDIT	38	29	736,034	19,369
BIG JIM	74	50	1,429,001	19,311
ROCK N ROLL HEAVEN	66	47	1,265,060	19,168

NY sires in Bold

(Sires now standing in New York and/or sires of New York-breds of racing age)

National Sire Statistics 2016

Leading Money Winning Sires in 2016 All Age Trotters

Sire Name	Foals	Starters	Earnings
MUSCLE HILL	348	158	11,562,771
CANTAB HALL	831	269	8,205,416
KADABRA	927	260	8,183,169
DONATO HANOVER	638	222	6,404,722
CREDIT WINNER	1094	205	6,155,652
ANDOVER HALL	981	198	5,503,140
YANKEE GLIDE	1114	183	4,996,743
MUSCLE MASS	402	196	4,961,119
EXPLOSIVE MATTER	321	171	4,414,993
CONWAY HALL	1133	200	4,393,277
SWAN FOR ALL	314	138	4,270,507
DEWEYCHEATUMNHOWE	390	141	3,841,630
CRAZED	386	156	3,784,358
ANGUS HALL	1406	195	3,519,882
JAILHOUSE JESSE	650	188	3,374,900
MUSCLE MASSIVE	206	124	3,173,801
RC ROYALTY	233	111	3,045,265
SJ'S CAVIAR	992	136	2,990,314
CASH HALL	372	100	2,988,037
MUSCLES YANKEE	1137	110	2,545,862

*Foals of Racing Age (2-14)

NY sires in Bold

(Sires now standing in New York and/or sires of New York-breds of racing age)

National Sire Statistics 2016

Leading Money Winning Sires in 2016 All Age Pacers

Sire Name	Foals	Starters	Earnings
SOMEBEACHSOMEWHERE	551	354	19,766,415
BETTOR'S DELIGHT	1355	532	18,282,482
MACH THREE	1131	470	13,023,265
AMERICAN IDEAL	704	385	11,698,441
ROCKNROLL HANOVER	1038	367	11,552,945
ART MAJOR	1102	374	9,981,873
WESTERN TERROR	949	365	9,347,653
DRAGON AGAIN	1366	363	9,302,040
WESTERN IDEAL	1071	256	7,700,154
WELL SAID	423	263	6,622,959
ALWAYS A VIRGIN	422	197	5,949,568
ROLL WITH JOE	172	132	5,426,355
CAMLUCK	1343	271	5,296,743
MCARDLE	631	232	5,123,873
BADLANDS HANOVER	1134	269	4,977,120
REAL DESIRE	898	228	4,825,278
SPORTSWRITER	277	205	4,618,471
ROCKIN IMAGE	281	175	4,387,601
SHADOW PLAY	316	181	4,262,727
JEREME'S JET	486	200	4,130,094

*Foals of Racing Age (2-14)

NY sires in Bold

(Sires now standing in New York and/or sires of New York-breds of racing age)



Goshen Historic Track

~ Established 1838 ~

A National Historic Landmark

Harness Racing

Is Still Going Strong!

Goshen Historic Track boasts over 178 years of sporting tradition. The famous half-mile oval has hosted some of the greatest standardbreds including **Messenger**, after whom the great oak tree at the head of Historic Track's stretch run is named, **Uhlan**, **Speedy Rodney**, **Greyhound**, **Titan Hanover**, **Proximity**, **Tassel Hanover**, **Star's Pride**, **Matastar**, and **Goldsmith Maid**. **Hambletonian**, a grandson of **Messenger**, was shown here over a century ago. The list is a who's who of standardbred racing.

Historic Track is the oldest active trotting track in the world. It was the first half-mile track to host a sub two-minute mile (Greyhound's 1:59¾ in 1937), the first track in New York State to have pari-mutuel betting and the first half-mile track to join the Grand Circuit in 1911. That year, **Mrs. Mary Harriman** donated the grandstand. Thousands of racing fans have watched the greats of harness racing from that grandstand. Historic Track is certainly one reason why Goshen and the surrounding area are known as "The Cradle of the Trotter".

Although Historic track flourished under the stewardship of the Harriman Family and the **Orange County Driving Park Association** for over 85 years, the time came in 1979 to pass the



**Goshen
Historic
Track**

Harriman Family and the **Orange County Driving Park Association** for over 85 years, the time came in 1979 to pass the

reins of responsibility to a new group, Goshen Historic Track, Inc., a non-profit organization dedicated to the preservation of Historic Track as a working facility for horsemen from all over the region as well as a cultural, convention, concert, and community center for the people of Goshen and the surrounding Orange County.

In 1966, the National Park Service designated Historic Track as a **Registered Historic Landmark**. The Track was the first of only two sporting sites in America to be so designated. Churchill Downs received a similar distinction 22 years later in 1988. The Track looks to the future when its grandstand will be filled with not only racing fans but concert goers, craft exhibitors, and people from all over the area who just want to relax and enjoy the setting.

Goshen Historic Track is unique. It stands alone as an entity that combines the best of the old with the prospects of the new, the glories of the past with the promise of the future, tradition with innovation.

**At Historic Track the future is
more than just "now",
it is today and tomorrow.**

44 Park Place | Goshen, New York, 10924 | P: 845.294.5333 | F: 845.294.9998 Email: info@goshenhistorictrack.com