


Agriculture & New York State Horse Breeding Development Fund

annual

2020 report



TRUSTEES



The New York Sire Stakes are Administered by: Agriculture and New York State Horse Breeding Development Fund

TRUSTEES

PETER ARRIGENNA

*Agriculture and New York State Horse Breeding Development Fund
Trustee*

RICHARD A. BALL

*Commissioner of the New York State Department of Agriculture and
Markets and Agriculture and New York State Horse Breeding
Development Fund Trustee*

BARRY SAMPLE

*Chairman of the New York State Gaming Commission and Agriculture
and New York State Horse Breeding Development Fund Trustee*

**Agriculture and New York State Horse Breeding
Development Fund
1 Broadway Center
Schenectady, New York 12305**





Tel: 518-388-0178

Fax: 518-388-2791

Email: info@nysirestakes.com

The Agriculture and New York State Horse Breeding Development Fund (the Fund) is a public benefit corporation established in 1965 by the Laverne Law (Laws of New York, Chapter 567 of the Laws of 1965). The mission of the Fund is to promote agriculture through the breeding of standardbred horses and the conduct of equine research within the State. To carry out its legislative mission, the Fund administers the New York Sire Stakes races, Excelsior/State Fair Series races, and County Fair Races. Additionally, the Fund provides assistance to county agriculture societies and contributes to the statewide 4-H program and to the Harry M. Zweig Fund for Equine Research.

Cover Photo Credit: Dave Oxford

 facebook.com/nysirestakes
 twitter.com/SireStakesNY
 linkedin.com/nysirestakes
 instagram.com/sirestakesny/

**#NYSireStakes
#NYStandardbreds
#Harnessracing**

TABLE OF CONTENTS

Introduction	1
Statement of Cash Flows.....	2
Statement of Revenue, Expenses & Changes in Assets.....	3
Dispersal of Fund Money 2020	4
Economic Impact	8
Equine Research.....	10
New York Sire Stakes Participating Broodmares, Stallions and Yearlings.....	11
NYSS Breeder Earnings 2020	12
National Leading Sires 2020.....	13
NY Leading Sires 2020	15
National Comparisons.....	17
Sales Results 2020	18
Racing Story	19
Purses Paid for State-Restricted Races.....	21
NYSS Program 2020	22
NYSS Leaderboards 2020	23
Industry Comments	31

INTRODUCTION

**The Honorable Andrew M. Cuomo,
Governor of the State of New York**



**Agriculture & NYS
Horse Breeding
Development Fund**

Members of the New York State Legislature

The Trustees of the Agriculture and New York State Horse Breeding Development Fund are pleased to present the Fund's 2020 Annual Report.

Agriculture is one of New York's leading domestic economic sectors and the state is noted for its diversity of products, including Standardbred horses. The Fund administers the New York Sire Stakes program, the nation's oldest harness racing program of its kind. The Fund's primary mission is to promote and preserve agriculture through the promotion of horse breeding and the conduct of equine research in New York State.

The performance of New York-bred horses in the breeding shed and on the racetrack, along with demand for them in the auction ring, demonstrate the value of the New York Sire Stakes program. Despite the delay of the racing season and reduced revenue to the Fund as a result of the global pandemic, events were contested last year under regulations of the state for New York-breds in three different tiers to provide horses of all abilities the opportunity to earn and learn. Purses totaled \$10.2 million for New York-bred Standardbreds.

New York Sire Stakes stars showed their skill on five of the state's seven harness tracks and at venues across the country. Read all about the success of our horses on the national stage starting on page 19.

New York stallions remained among the leading national earners and offspring were highly sought after by breeders. New York-breds continued to garner strong prices at the yearling sales, averaging \$54,257 and \$31,717 at both premier sales in the country, the Lexington Selected Yearling Sale and the Standardbred Horse Sales Yearling Sale, respectively.

In addition, the Fund provided \$93,177 in funds for the Harry M. Zweig Memorial Fund for Equine Research at Cornell University College of Veterinary Medicine. This effort helps the Fund fulfill its mission and purpose.

As the demand and quality of New York horses continues to be strong, so will the economic and agricultural benefits that the Standardbred breeding and racing industries provide to the State of New York. The Agriculture and New York State Horse Breeding Development Fund will continue to promote and support this progress and is excited to share these results with you.

STATEMENT OF CASH FLOWS

	Year Ended* Dec 31,2020	Year Ended Dec 31,2019
CASH FLOWS FROM OPERATING ACTIVITES		
Cash received from Handle, Breakage, VLTs & Other Fees	\$3,991,602	\$16,410,639
Cash Received From Interest on Cash & Cash Equivalents	\$95,840	\$134,917
Cash Received From Other Income	\$27,345	\$8,000
Cash payments for Racetrack Purses	\$(8,987,600)	\$(11,349,007)
Cash payments for State, County, & Town Fair Purses	\$(532,925)	\$(1,255,983)
Cash payments for Drug Testing Program	\$(37,315)	\$(66,159)
Cash Payments for Breeders Awards	\$-	\$(1,000,000)
Cash payments for General & Administrative Expenses	\$(686,782)	\$(808,709)
Cash payments for Zweig Memorial Fund	\$(93,177)	\$(322,414)
Cash payments for County Fair Repairs	\$(4,900)	\$(118,982)
Cash Payments for Grants	\$-	\$(106,000)
Cash Payments for 4-H Standardbred Development	\$-	\$(44,000)
NET CASH PROVIDED BY OPERATING ACTIVITIES	\$(6,227,912)	\$720,796
CASH & CASH EQUIVALENTS AT BEGINNING OF YEAR	\$10,871,828	\$1,482,303

RECONCILIATION OF CHANGES IN NET ASSETS TO NET CASH PROVIDED BY OPERATING ACTIVITIES

CHANGES IN NET ASSETS:

Adjustments to reconcile changes in net assets	\$(6,227,912)	\$1,482,303
Changes in handle, breakage, & VLT receivable	\$(12,204,404)	\$(354,781)
Changes in other accrued liabilities	\$-	\$759,832
GASB 68 OPEB obligation	\$5,000	\$2,546
Changes in Net OPEB obligation	\$(133,698)	\$95,857
Prior Period Adj - Changes in Fund Balance Activities	\$-	\$-
NET CASH INCREASE FOR PERIOD	\$(18,293,618)	\$1,985,757
CASH & CASH EQUIVALENTS AT END OF YEAR	\$7,582,352	\$10,871,828

* Preliminary, subject to adjustment

STATEMENT OF REVENUE, EXPENSES & CHANGES IN ASSETS

	Year Ended* Dec 31,2020	Year Ended Dec 31,2019
OPERATING REVENUES		
Handle, Breakage, and Misc.	\$2,783,019	\$2,720,982
Video Lottery Revenue	\$1,133,754	\$13,400,195
Nomination & Sustaining Fees	\$1,114,509	\$1,131,825
Fees reclassified to offset purses	\$(1,069,880)	\$(929,592)
Stallion Reg Fees/Supp Paymts	\$30,200	\$87,230
TOTAL OPERATING REVENUES	\$3,991,602	\$15,071,254
EXPENSES		
Racetrack Purses	\$8,987,600	\$11,349,007
State, County Fair Purses/Repairs/Admin	\$528,025	\$1,374,965
Drug Testing Program	\$37,315	\$66,159
4-H Standardbred Dev Grants/Grants	\$-	\$150,000
Zweig Memorial Fund	\$93,177	\$322,414
General and Administrative	\$686,782	\$808,709
Breeders Awards	\$-	\$1,000,000
TOTAL OPERATING EXPENSES	\$10,332,899	\$15,474,447
OPERATING INCOME	\$(6,341,297)	\$1,339,386
Interest Income	\$95,840	\$134,917
OTHER INCOME	\$27,345	\$8,000
CHANGES IN NET ASSETS	\$(6,218,112)	\$1,482,303
Net assets at beginning of year	\$12,010,364	\$10,528,061
NET ASSETS AT END OF YEAR	\$5,792,252	\$12,010,364

* sPreliminary, subject to adjustment

DISPERSAL OF FUND MONEY 2020

The Agriculture and New York State Horse Breeding Development Fund's disperses money through:

- Prize money of \$24,000 plus horsemen declaration fees (and a supplement if necessary to meet guaranteed minimum purses) was allocated to competing horsemen at each of the 14 participating county and town fairs and an additional \$80,000 for the County Fair Finals at an additional location.
- County and town fair reimbursements for Repairs/Capital Improvements (maximum \$6,000) and Racing Administration (maximum \$2,000). Total of \$8,000 maximum reimbursement, decreased by fees paid by the Fund for each fair. These are estimated reimbursements for 2020 events, projected for early 2021 payment. Total number of fairs that conducted a New York Sire Stakes racing program in 2020 was 15.
- Prize money, listed as "Stakes Purses," for upper-echelon races (Sire Stakes and Excelsior events). This money was distributed to the five participating NY pari-mutuel tracks in 2020. The pari-mutuels are Batavia in Genesee County; Saratoga Raceway in Saratoga County; Tioga Downs in Tioga County; Vernon Downs in Oneida County, and Yonkers in Westchester County.
- Breeders Award money was distributed in 2020 to horse owners according to their listed residence for 2019 performances.

WESTERN NEW YORK

County	Fair Purses	Reimbursements	Stakes Purses	Breeders Awards
Allegany				
Cattaraugus				\$1,521.35
Chautauqua				
Dunkirk	\$25,150	\$7,200		
Erie				\$5,915.45
Hamburg		\$5,700		
Niagara				\$1,540.31

FINGER LAKES

County	Fair Purses	Reimbursements	Stakes Purses	Breeders Awards
Genesee			\$588,500	\$23,686.09
Livingston				\$418.60
Hemlock	\$30,550	\$6,400		
Monroe				\$28,577.92
Ontario				
Orleans				
Seneca				\$11,155.60
Wayne				
Palmyra	\$29,600	\$5,250		
Wyoming				
Yates				\$3,068.64

DISPERSAL OF FUND MONEY 2020

SOUTHERN TIER

County	Fair Purses	Reimbursements	Stakes Purses	Breeders Awards
Broome				\$1,699.73
Chemung				\$43.97
Horseheads	\$32,000	\$6,100		
Chenango				\$5,782.56
Afton	\$40,000	\$5,500		
Norwich	\$40,050	\$6,350		
Delaware				
Schuyler				
Steuben				\$31,409.77
Bath	\$30,600	\$6,000		
Tioga			\$1,718,000	
Owego/Nichols		\$6,350		
Tompkins				
Trumansburg	\$33,000	\$4,982		

CENTRAL NEW YORK

County	Fair Purses	Reimbursements	Stakes Purses	Breeders Awards
Cayuga				\$689.73
Cortland				
Madison				\$46,781.35
Onondaga				\$106,261.48
Oswego				
Sandy Creek		\$5,800		*

MOHAWK VALLEY

County	Fair Purses	Reimbursements	Stakes Purses	Breeders Awards
Fulton				\$2,321.35
Herkimer				
Montgomery				\$769.82
Oneida			\$1,323,500	\$3,333.50
Boonville	\$40,000	\$5,550		
Otsego				\$84.49
Morris	\$29,550	\$6,150		
Schoharie				
Cobleskill		\$6,350		

DISPERSAL OF FUND MONEY 2020

NORTH COUNTRY

County	Fair Purses	Reimbursements	Stakes Purses	Breeders Awards
Clinton				
Plattsburgh	\$28,400	\$5,950		
Essex				
Westport		\$6,500		
Franklin				\$6,712.97
Malone	\$29,800	\$5,950		
Hamilton				
Jefferson				
Lewis				
Lowville	\$27,150	\$5,600		
St. Lawrence				\$831.69
Gouverneur	\$27,200	\$5,200		

CAPITAL REGION

County	Fair Purses	Reimbursements	Stakes Purses	Breeders Awards
Albany				\$4,296.58
Schenectady				
Columbia				\$3,198.47
Greene				
Saratoga			\$1,654,300	\$12,633.53
Rensselaer				
Warren				
Washington				*

MID-HUDSON

County	Fair Purses	Reimbursements	Stakes Purses	Breeders Awards
Dutchess				\$13,426.76
Orange				\$185,898.36
*Goshen	\$80,000	\$6,100		
Putnam				
Rockland				
Sullivan				\$163.72
Ulster				\$129,019.49
Westchester			\$3,515,900	\$9,169.07

* Goshen Historic Track in Orange County received \$80,000 for county fair finals, but did not race preliminary fair events.

DISPERSAL OF FUND MONEY 2020

NEW YORK CITY & LONG ISLAND

County	Fair Purses	Reimbursements	Stakes Purses	Breeders Awards
Bronx				
Kings				
Nassau				\$5,687.17
Queens				\$22,643.90
Suffolk				\$2,314.42
New York				\$45,607.42
Richmond				
TOTAL				
Non Resident				\$283,334.91
Totals	\$523,050	\$118,982	\$8,800,200	\$1,000,000

Breeders Awards for 2020 racing season not included and are to be distributed in early 2021.

ECONOMIC IMPACT

OVERVIEW

Standardbred racing and breeding in New York State generates \$795 million annually. Racing at the state's seven pari-mutual harness tracks generates capital investments, local jobs and state and local taxes, while the breeding industry drives yearling auctions in the state and agricultural benefits like purchasing of farm equipment and farm products and preserving working farmlands. A 2012 study found that each racehorse in the state generates \$92,100 in economic impact and 80 jobs are created for every 100 horses. Both the breeding and racing of Standardbreds in the state are interconnected to generate the largest possible impact on the economy. As you can see in the chart (next page), since the installation of VLTs at racetracks after 2001, the total economic impact of harness racing in the state increased 190% to \$795 million. During the same period, total jobs generated by the industry nearly tripled to just over 6,500.

RACING

A state breeding program can only be successful if it attracts the quality of stallions and mares that can produce champions. The excellence of New York-bred horses was on display at racetracks around the country in 2020. In addition, New York-bred horses earned one Dan Patch Award for Older Trotters. These divisional honors are voted on by the U.S. Harness Writers Association and celebrate the best horses in the country each year. The top Male Trotter went to Gimpanzee, who graduated from NYSS ranks to show off in the top open events in 2020. He is a three-time Dan Patch Award winner.

While breeders and owners hope for a horse that can compete on the national stage for the largest purses, yearling buyers demand a strong Sire Stakes program when selecting a horse to

ensure the greatest potential to earn money and New York provides a secure future. A total of \$10.2 million was distributed as purses for New York-bred horses in 2020. That was available for horses competing in three different tiers of the program and in the Empire Breeders Classic. A total of 21 horses earned more than \$100,000 in Sire Stakes action alone in 2020 and the highest single earner took home \$257,750 in Sire Stakes purses for her connections. This earning potential makes New York a very attractive destination for breeding and racing.



ECONOMIC IMPACT

BREEDING

The New York Sire Stakes is unique in that it requires mares to be bred by stallions within the borders of the state. This means that while other states may only generate agricultural benefits from the stallions residing there, New York also benefits from the mares. Additionally, the state's Breeders Award program incentivizes mares who live in the state for at least 180 days, much longer than it would take to just breed them and confirm pregnancy. This longer stay enhances the economic benefit realized by the state. If the offspring of those "resident" mares perform well in the New York Sire Stakes program, the breeder (owner of the mare at the time of the mating) receives a financial award.

Breeders also generate income from selling offspring at yearling sales. You can see more information on the results of these sales on page 18. As New York-bred horses continue to be desired by buyers, they will generate strong returns for New York breeders and encourage more investment in the state.

The Breeders Awards program and its financial return to breeders has worked to attract breeders to the state and encourage them to invest greater in their operations.

ECONOMIC IMPACT	2001	2013	% CHANGE
Direct Impact	\$117,100,000	\$336,400,000	+ 187%
Indirect Impact	\$156,700,000	\$458,400,000	+ 193%
Total Impact	\$273,800,000	\$794,800,000	+ 190%

JOB'S IMPACT	2001	2013	% CHANGE
Direct Jobs	690	1,970	+ 186%
Indirect Jobs	1,560	4,570	+ 193%
Total Jobs	2,250	6,540	+ 191%

EQUINE RESEARCH



In 2020, the Fund contributed \$93,177 to the Harry M. Zweig Memorial Fund for Equine Research for a variety of medical research projects.

The Harry M. Zweig Memorial Fund for Equine Research honors the late Dr. Harry Zweig, a distinguished veterinarian, and his numerous contributions to the state's equine industry.

In 1979, by amendment to the pari-mutuel racing and wagering law, the New York State legislature created the Harry M. Zweig Memorial Fund for Equine Research to promote equine research at the Cornell University College of Veterinary Medicine.

The Harry M. Zweig Committee was established for the purpose of administering the fund and is composed of individuals in specified state agencies and equine industry positions and others who represent equine breeders, owners, trainers, and veterinarians.

The Fund is proud to support the Harry M. Zweig Memorial Fund for Equine Research. This first-rate research helps to provide protection and preventative planning for the equine industry, which in turn helps to ensure a healthy and positive future for the horse racing industry.

By law the Agriculture and NYS Horse Breeding Development Fund contributes two percent of its yearly revenue to the equine research fund.



NEW YORK SIRE STAKES PARTICIPATING BROODMARES, STALLIONS AND YEARLINGS

State Breeding History

Year	Mares Bred*	Registered NY Stallions	Yearlings Nominated to program*
2020.....	1,147.....	39.....	733
2019.....	1,141.....	42.....	688
2018.....	1,239.....	40.....	746
2017.....	1,190.....	42.....	795
2016.....	1,264.....	40.....	1011
2015.....	1,337.....	53.....	942
2014.....	1,671.....	60.....	791
2013.....	1,435.....	60.....	965
2012.....	1,403.....	65.....	939
2011.....	1,613.....	69.....	1,108
2010.....	1,585.....	69.....	1,064
2009.....	1,820.....	78.....	1,285
2008.....	1,833.....	86.....	973
2007.....	2,173.....	93.....	961
2006.....	1,687.....	96.....	1,231
2005.....	1,718.....	125.....	1,118
2004.....	2,309.....	125.....	1,144
2003.....	2,022.....	121.....	672
2002.....	1,988.....	120.....	604
2001.....	1,293.....	101.....	648
2000.....	1,108.....	111.....	524
1999.....	1,070.....	118.....	750
1998.....	1,063.....	104.....	776
1997.....	1,288.....	105.....	662
1996.....	1,500.....	126.....	670
1995.....	1,333.....	140.....	1,046
1994.....	1,525.....	147.....	1,385
1993.....	2,104.....	163.....	1,696
1992.....	2,571.....	191.....	1,791

Year	Mares Bred*	Registered NY Stallions	Yearlings Nominated to program*
1991.....	2,990.....	206.....	1,445
1990.....	3,148.....	218.....	1,653
1989.....	2,588.....	213.....	1,502
1988.....	2,777.....	226.....	1,677
1987.....	2,768.....	221.....	1,735
1986.....	3,118.....	207.....	2,075
1985.....	3,310.....	246.....	2,167
1984.....	3,794.....	245.....	2,252
1983.....	4,030.....	280.....	2,352
1982.....	4,162.....	260.....	2,153
1981.....	4,202.....	230.....	1,647
1980.....	3,750.....	230.....	1,356
1979.....	3,028.....	230.....	1,233
1978.....	2,601.....	231.....	1,335
1977.....	2,460.....	230.....	1,348
1976.....	2,750.....	244.....	1,270
1975.....	2,719.....	247.....	1,374
1974.....	2,896.....	230.....	1,388
1973.....	3,063.....	277.....	1,582
1972.....	3,439.....	288.....	1,518
1971.....	3,823.....	333.....	1,489
1970.....	4,020.....	264.....	1,557
1969.....	4,018.....	271.....	1,235
1968.....	3,713.....	240.....	1,040
1967.....	2,851.....	198.....	752
1966.....	2,187.....	197.....	654
1965.....	1,554.....	193.....	588
1964.....	1,518.....	174.....	521

*Yearlings of 2020 are from mares bred in 2018

2020 NYSS BREEDER EARNINGS

Top 20 Breeders

Breeders	Earnings	Total Starts	1st	2nd	3rd	4th	5th
Winbak Farm	\$1,616,024	564	101	101	83.....	91.....	73
Fredrick Hertrich III.....	\$564,678	26	12	2	1	2.....	1
Steve Jones	\$450,752	89	8	15	16.....	16.....	11
Hanover Shoe Farms Inc	\$403,895	106	23	9	18.....	15.....	15
Blue Chip Bloodstock Inc.	\$398,031	69	5	17	11.....	13.....	9
Celebrity Farms	\$238,100	6	5	0	0.....	0.....	1
Runthetable Stables	\$234,090	6	4	1	0.....	1.....	0
Crawford Farms LLC.....	\$225,931	76	15	12	8.....	7.....	12
Purple Haze Stables LLC.....	\$204,110	12	4	2	2.....	2.....	0
Gregory Dey	\$187,048	14	3	1	1.....	4.....	2
Raymond W J Campbell Jr.	\$173,661	21	4	2	6.....	0.....	2
Brittany Farms	\$152,737	19	2	9	2.....	1.....	2
Crawford Farms Racing.....	\$152,161	6	1	1	2.....	0.....	2
Order By Stable.....	\$142,195	4	2	1	1.....	0.....	0
Courant AB.....	\$140,000	2	2	0	0.....	0.....	0
Southwind Farms LLC.....	\$132,570	14	4	1	2.....	1.....	3
Peter Paul Venturini Jr.	\$129,937	6	0	4	1.....	1.....	0
Jim Winske	\$128,975	6	3	1	0.....	0.....	1
Fiddler's Creek Stables LLC.....	\$125,434	14	4	3	1.....	1.....	1
Robert Key	\$114,881	23	2	4	6.....	4.....	2

NATIONAL LEADING SIRES 2020

Pacing Sires - 2 Year Olds

SIRE NAME	2018 Foals	Starters	Earnings	Avg Earnings
SOMEBEACHSOMEWHERE.....	116	96	\$3,881,688	\$33,463
CAPTAINTRACHEROUS.....	110	79	\$2,818,766	\$25,625
ALWAYS B MIKI.....	111	62	\$2,355,918	\$21,224
ART MAJOR.....	69	50	\$1,258,645	\$18,241
MCARDLE.....	48	30	\$721,173	\$15,024
BRING ON THE BEACH.....	15	8	\$212,494	\$14,166
WELL SAID.....	71	54	\$958,296	\$13,497
SWEET LOU.....	84	56	\$1,132,313	\$13,480
MR APPLES.....	19	13	\$236,550	\$12,450
SHADOW PLAY.....	91	63	\$1,097,882	\$12,065
AMERICAN IDEAL.....	113	69	\$1,346,006	\$11,912
BETTING LINE.....	119	93	\$1,401,541	\$11,778
JK ENDOFANERA.....	88	58	\$1,028,217	\$11,684
BETTOR'S DELIGHT.....	121	67	\$1,412,976	\$11,677
ROLL WITH JOE.....	71	53	\$788,939	\$11,112
ALWAYS A VIRGIN.....	102	63	\$1,030,300	\$10,101
WESTERN MAVERICK.....	22	16	\$217,340	\$9,879
ALLAMERICAN NATIVE.....	17	8	\$151,123	\$8,890
ROCKIN AMADEUS.....	37	23	\$317,634	\$8,585
WESTERN VINTAGE.....	17	12	\$135,695	\$7,982

Trotting Sires - 2 Year Olds

SIRE NAME	2018 Foals	Starters	Earnings	Avg Earnings
CANTAB HALL.....	88	61	\$2,489,560	\$28,290
CHAPTER SEVEN.....	85	66	\$2,339,320	\$27,521
MUSCLE HILL.....	110	79	\$2,853,880	\$25,944
SOUTHWIND FRANK.....	49	29	\$1,183,436	\$24,152
BAR HOPPING.....	61	45	\$1,437,802	\$23,571
MY MVP.....	24	13	\$542,266	\$22,594
DONATO HANOVER.....	75	42	\$1,487,452	\$19,833
MUSCLE MASS.....	101	69	\$1,749,596	\$17,323
LOU'S LEGACY.....	25	20	\$428,758	\$17,150
SOUTHWIND SPIRIT.....	18	8	\$303,116	\$16,840
FATHER PATRICK.....	91	73	\$1,418,532	\$15,588
ANDERS BLUESTONE.....	16	10	\$243,594	\$15,225
SWAN FOR ALL.....	89	55	\$1,207,514	\$13,568
CREDIT WINNER.....	55	36	\$733,907	\$13,344
TRIUMPHANT CAVIAR.....	42	27	\$514,302	\$12,245
ARCHANGEL.....	43	21	\$487,965	\$11,348
UNCLE PETER.....	88	56	\$966,939	\$10,988
DONTYOUFORGETIT.....	37	28	\$383,780	\$10,372
E L TITAN.....	30	21	\$299,060	\$9,969
RC ROYALTY.....	17	10	\$162,417	\$9,554

*minimum 15 registered foals in 2018

NATIONAL LEADING SIRES 2020

Pacing Sires - 3 Year Olds

SIRE NAME	2017 Foals	Starters	Earnings	Avg Earnings
CAPTAIN TREACHEROUS	120	86	\$5,791,415	\$48,262
BETTOR'S DELIGHT	119	101	\$4,061,069	\$34,127
SOMEBEACHSOMEWHERE	126	105	\$3,998,670	\$31,735
WESTERN IDEAL	46	33	\$1,315,190	\$28,591
SWEET LOU	94	73	\$2,673,307	\$28,439
SO SURREAL	45	36	\$1,068,470	\$23,744
YANKEE CRUISER	34	24	\$718,079	\$21,120
PET ROCK	64	45	\$1,343,610	\$20,994
ROCK N ROLL HEAVEN	40	30	\$816,410	\$20,410
TELLIT LIKE IT IS	56	37	\$1,077,978	\$19,250
CUSTARD THE DRAGON	21	19	\$401,524	\$19,120
ROCKIN AMADEUS	41	18	\$753,520	\$18,379
ROLL WITH JOE	85	61	\$1,526,016	\$17,953
BOLT THE DUER	28	21	\$496,225	\$17,722
NOB HILL HIGH	15	8	\$264,958	\$17,664
ART MAJOR	92	75	\$1,621,218	\$17,622
AMERICAN IDEAL	109	88	\$1,832,249	\$16,810
HE'S WATCHING	77	58	\$1,285,608	\$16,696
RUSTY'S ALL IN	16	12	\$263,208	\$16,451
SPORTSMASTER	18	12	\$280,163	\$15,565

Trotting Sires - 3 Year Olds

SIRE NAME	2017 Foals	Starters	Earnings	Avg Earnings
MUSCLE HILL	103	59	\$4,493,112	\$43,622
FATHER PATRICK	81	56	\$3,091,247	\$38,164
CHAPTER SEVEN	76	57	\$2,425,424	\$31,913
TRIXTON	90	44	\$2,204,803	\$24,498
RC ROYALTY	27	18	\$622,288	\$23,048
CASH HALL	30	19	\$645,839	\$21,528
TRIUMPHANT CAVIAR	37	22	\$767,739	\$20,750
WHEELING N DEALIN	34	24	\$704,840	\$20,731
UNCLE PETER	96	58	\$1,842,225	\$19,190
ROYALTY FOR LIFE	69	47	\$1,230,824	\$17,838
SWAN FOR ALL	83	58	\$1,448,079	\$17,447
MUSCLES YANKEE	24	19	\$412,893	\$17,204
NOBLE VENTURE	15	10	\$242,255	\$16,150
KADABRA	84	58	\$1,354,890	\$16,130
MUSCLE MASS	99	70	\$1,551,211	\$15,669
CREDIT WINNER	49	34	\$765,296	\$15,618
CASSIS	25	17	\$388,546	\$15,542
E L TITAN	40	29	\$606,997	\$15,175
PIZZAZZED	15	7	\$222,664	\$14,844
SEBASTIAN K S	68	31	\$984,429	\$14,477

*minimum 15 registered foals in 2017

NEW YORK LEADING SIRES 2020

Pacing Sires - 2 Year Olds

STALLION	Earnings	Total Starts	1st	2nd	3rd	4th	5th
Art Major.....	\$798,402.28	137	17	26	33	19	16
American Ideal.....	\$788,257.97	206	39	32	25	32	21
Roll With Joe.....	\$574,801.04	139	20	23	17	25	22
So Surreal.....	\$265,732.21	146	22	21	31	19	24
Heston Blue Chip.....	\$91,813.00	72	16	15	7	14	7
Rock N Roll Heaven.....	\$46,617.50	25	2	4	6	1	7
Bolt The Duer.....	\$25,029.00	28	8	5	6	4	1
Quik Pulse Mindale.....	\$16,450.00	11	5	3	1	0	1

Trotting Sires - 2 Year Olds

STALLION	Earnings	Total Starts	1st	2nd	3rd	4th	5th
Chapter Seven.....	\$1,439,126.38	195	36	33	29	23	26
Credit Winner.....	\$393,499.42	136	16	19	24	16	21
E L Titan.....	\$159,829.42	66	10	10	9	10	10
Conway Hall.....	\$151,644.50	114	20	23	19	19	14
Deweycheatumnhowe.....	\$76,300.28	53	5	7	12	10	5
RC Royalty.....	\$47,582.00	27	5	1	3	4	3
Muscles Yankee.....	\$43,823.50	29	5	2	5	6	7
Lucky Chucky.....	\$36,955.00	64	7	14	10	14	8
Whataworkout.....	\$36,297.00	24	11	1	4	1	3
Prayer I Am.....	\$32,740.50	51	9	10	8	11	3
Manningly.....	\$3,040.00	7	0	4	0	3	0
Imagistic.....	\$460.00	3	0	0	0	2	1

NEW YORK LEADING SIRES 2020

Pacing Sires - 3 Year Olds

STALLION	Earnings	Total Starts	1st	2nd	3rd	4th	5th
Roll With Joe.....	\$717,614.41	170	38	28	28	18	19
So Surreal.....	\$549,435.75	113	19	16	20	15	16
Art Major.....	\$537,013.26	132	18	15	27	21	18
American Ideal.....	\$432,332.18	189	28	30	22	30	25
Bolt The Duer.....	\$251,627.50	76	17	12	10	15	9
Heston Blue Chip.....	\$150,109.50	67	8	20	10	11	2
Third Straight.....	\$12,511.00	31	4	5	6	5	5
Artiscape.....	\$11,020.00	11	2	2	3	2	0
Bay Of Sharks.....	\$8,209.00	11	1	5	2	1	2
Artist's View.....	\$7,000.00	19	1	4	7	6	1

Trotting Sires - 3 Year Olds

STALLION	Earnings	Total Starts	1st	2nd	3rd	4th	5th
Chapter Seven.....	\$1,068,306.00	148	25	18	27	27	14
Credit Winner.....	\$473,310.00	122	23	14	20	19	25
Conway Hall.....	\$324,530.50	137	29	25	20	25	15
RC Royalty.....	\$264,375.50	59	5	12	13	8	8
Muscles Yankee.....	\$206,922.00	47	7	18	7	4	3
Crazed.....	\$81,113.00	93	24	18	12	12	16
Prayer I Am.....	\$20,795.00	28	4	8	2	3	7
Imagistic.....	\$18,968.00	10	2	1	2	2	1
Deweycheatumnhowe.....	\$14,507.00	28	1	5	7	10	2
Manningly.....	\$7,782.00	14	1	1	3	4	3
Here Comes Herbie.....	\$5,595.00	3	0	0	1	0	1
Lucky Chucky.....	\$5,530.00	13	2	3	3	1	0
Native Yankee.....	\$2,166.00	8	0	1	4	2	0
CR Excalibur.....	\$100.00	1	0	0	0	0	1

NATIONAL COMPARISONS

2020 MARES BRED IN OTHER STATES

STATE	NO. MARES BRED TO STALLIONS STANDING IN THIS STATE/PROV	STATE	NO. MARES BRED TO STALLIONS STANDING IN THIS STATE/PROV
AL	3	NC	11
CA	7	OH	2,879
DE	346	PA	2,220
FL	10	VA	21
IA	192	WI	28
IL	997		
IN	2,563	AB	207
KY	72	BC	59
LA	20	MB	61
ME	82	NS	8
MD	102	ON	2,374
MA	3	PE	246
MI	178	PQ	22
MN	329		
MO	62		
NJ	781		
NY	1,147		

PURSES PAID FOR STATE-RESTRICTED RACES

STATE	2017 PURSES	2018 PURSES	2019 PURSES	2020 PURSES
DELAWARE	\$3,600,000	\$3,124,622	\$2,966,000	\$3,200,000
FLORIDA	\$620,000	\$914,127	\$933,010	N/A
ILLINOIS	\$4,625,863	\$3,800,000	N/A	N/A
INDIANA	\$8,048,500	\$12,642,686	\$13,811,270	\$9,905,068
KENTUCKY*	\$2,695,000	\$4,148,450	\$4,244,200	\$4,634,070
MAINE	\$1,851,278	\$2,045,618	\$1,339,174	N/A
MARYLAND	\$1,900,755	\$1,793,650	\$1,887,374	\$1,214,585
MASSACHUSETTS*	N/A	\$1,782,458	\$1,755,100	\$1,320,000
MICHIGAN	\$1,224,513	\$779,455	\$832,472	\$789,053
NEW JERSEY	\$1,956,800	\$1,967,685	\$3,166,500	\$3,073,500
NEW YORK	\$14,300,000	\$14,200,550	\$14,786,500	\$10,232,624
OHIO	\$15,900,000	\$16,928,200	\$17,158,085	\$18,102,212
ONTARIO, CA	\$12,350,650	\$12,950,800	\$15,027,000	\$15,134,400
PENNSYLVANIA	\$15,700,000	\$15,726,882	\$16,000,000	\$11,943,031

*Not limited to state-sired horses

YEARLING SALES RESULTS 2020

NEW YORK-BRED YEARLINGS WERE SOLD AT THREE MAJOR SALES IN 2020

- Goshen Yearling Sale in Goshen, NY
- The Lexington Selected Sale in Lexington, KY
- The Standardbred Horse Sale in Timonium, MD
- There was no sale at Morrisville College in Morrisville, NY, due to the pandemic.

The accompanying chart provides a comparison of purchase prices for New York-bred yearlings to the purchase prices of yearlings sold from all states from 2017 through 2020.

NEW YORK-BREDS IN THE SALES RING

NY BRED YEARLINGS	2017	2018	2019	2020
Average Sale Price – all four sales	\$33,472	\$28,090	\$39,481	\$37,373
Ave Sale Price Standardbred HS	\$39,403	\$38,478	\$46,569	\$31,717
Ave Sale Price Lexington	\$43,912	\$46,800	\$51,932	\$54,257
Ave Sale Price Morrisville	\$13,524	\$13,475	\$16,782	-
Ave Sale Price Goshen	\$16,507	\$13,606	\$17,580	\$15,657
TOTAL NUMBER OF NY-BRED SOLD – ALL SALES	469	459	386	391
Standardbred HS	207	178	153	173
Lexington	125	135	118	148
Morrisville	70	60	44	-
Goshen	67	86	71	70
ALL YEARLINGS	2017	2018	2019	2020
Average Sale Price – all four sales	\$31,448	\$31,429	\$51,130	\$42,331
Ave Sale Price Standardbred HS	\$39,516	\$42,675	\$48,903	\$36,667
Ave Sale Price Lexington	\$58,537	\$56,652	\$60,997	\$50,922
Ave Sale Price Morrisville	\$13,400	\$13,475	\$15,959	-
Ave Sale Price Goshen	\$14,300	\$12,912	\$14,964	\$14,767
TOTAL NUMBER OF YEARLINGS SOLD – ALL SALES	1,655	1708	1,753	1,721
Standardbred HS	851	830	833	819
Lexington	622	702	762	816
Morrisville	72	60	51	-
Goshen	110	116	107	86

2020 RACING REVIEW

Love A Good Story Upsets In Filly Futurity

Daughter of Chapter Seven was a dominant force in NYSS legs, but made a name for herself on the Grand Circuit by winning the \$255,000 Kentucky Filly Futurity.

NEW YORK STANDBREDS SHINE DESPITE DIFFICULT YEAR BY TIM BOJARSKI

Life was not normal for anyone in 2020 amidst the disruptions provided by the global pandemic, and the participants of the New York Sire Stakes were not exempt. The Trustees of the Agriculture and New York State Horse Breeding Development Fund made modifications to the program's schedule and the tenacity of the program's horsemen and horsewomen allowed them to have their stock ready week in and week out amid all the uncertainty. Every stakes date was held without incident and the trotters and pacers bred in the Empire State once again succeeded at the highest levels of the sport.

Although the list is long, here are just a few New York-breds who excelled on the national stage.

If not for unfortunate interference early in the race, freshman phenom pacer **TEST OF FAITH** (Art Major-Cannae Cammie 1:48.4, \$500,000) may have gone undefeated in her first year of racing. As it was she won eight of nine starts and finished second in the race in question. She won her last seven straight starts including the \$255,000 NYSS Final, \$220,000 Kentuckiana, \$133,500 Bluegrass and \$131,000 International Stallion Stakes. And as the year went on, she only got better as she lowered her lifetime mark three consecutive times to close out the year.

Test Of Faith ended her debut session on the track as the fifth richest (\$500,000) 2-year-old pacing filly in North America and also the fastest (1:48.4) 2-year-old pacer of either gender in North America. She earned \$257,750 in the NYSS alone.

There were several sophomore performers on both gaits that were topping the lists all year.

After going undefeated in the NYSS at two, **HYPNOTIC AM** (Chapter Seven-Daydream Am S 1:51.1, \$1,155,684) came back at three and became a millionaire. Following her win in the \$207,250 Empire Breeders Classic, Hypnotic Am was second in the \$600,000 Hambletonian Oaks after starting from post 12 and being parked out almost the entire mile.



She then earned her second \$225,000 NYSS Final and also became a Kentucky champion, winning that state's \$250,000 final.

At the end of the year Hypnotic Am was the third richest (\$698,178) 3-year-old filly trotter and fourth richest 3-year-old trotter overall in North America. She was also the sixth richest 3-year-old Standardbred of either gait.

LOVE A GOOD STORY (Chapter Seven-Celebrity Lovin 1:51.2, \$692,678) had an outstanding 2-year-old campaign last year and was a NYSS standout with six wins in the series. But her sophomore season took her to new heights. She won five NYSS events before making an unfortunate break in the Final. But she bounced back two starts later when she won the \$255,000 Kentucky Filly Futurity where she beat fellow New Yorker Hypnotic Am in 1:51.2, which was a new lifetime mark. Those wins made Love A Good Story the fifth richest (\$458,541) 3-year-old filly trotter and seventh richest 3-year-old trotter overall in North America. Her earnings in the NYSS was \$238,100.

HEN PARTY (Roll With Joe-My Lady Day 1:49.2, \$592,733) was a New York State star. She won four legs of the NYSS and the \$225,000 Final, but in between she also won the \$223,500 Empire Breeders Classic in 1:49.2, which was the filly's lifetime best effort. After her home dates were completed, she hit the Grand Circuit and garnered checks in five out of six events.

In what was a career year, Hen Party was the fourth richest (\$420,457) and seventh fastest (1:49.2) 3-year-old filly pacer in North America in 2020.

SPLASH BROTHER (So Surreal-Sugarcoated 1:48.2, \$367,683) was winless his first year of racing in 2019, but he roared back and put up stellar numbers in 2020. He took



Photo Credit: Dean Gillette

Gimpanzee Earns Breeders Crown Triple

This two-time NYSS Champion became only the third trotter in history—joining Peace Corps and Mack Lobell—to win a Breeders Crown at ages 2, 3 and 4.

lifetime mark of 1:48.2 at the Meadowlands in an overnight conditioned race in only his second start back this year and then went on to win two NYSS events and was second in the \$225,000 Final. He also won the \$240,600 Empire Breeders Classic in between. His speed was on display throughout the year as he paced back-to-back 1:49.3 miles at Hoosier Park, finishing second and third in stakes there.

Splash Brother ended the year tied for the fifth fastest (1:48.2) mile by a 3-year-old male pacer in North America.

After winning only one race last year, **HOBBS** (Credit Winner-Cruella De Ville 1:53.3, \$412,768) came back at three and really turned up the production. His victory in the \$97,750 Empire Breeders Classic was the start of a five wins in six starts run that culminated in a victory in the \$225,000 NYSS Final. Those major wins accounted for \$303,915 in purses, making him the ninth richest 3-year-old male trotter in North America. Hobbs won all but \$21,000 of his 2020 purse total in New York State and \$234,090 of it was in NYSS events.

In the aged horse category, Gimpanzee and Atlanta continued to carry the torch for New York on the Grand Circuit and both have excelled among the best again in 2020.

GIMPANZEE (Chapter Seven-Steamy Windows 1:50, \$2,701,075) showed he only got better during his 4-year-old campaign after taking a new lifetime mark of 1:50 at the Meadowlands back in August. That time has him tied for the second fastest trotting mile of the year in North America among all ages and genders. After ripping off five consecutive wins to start the year, Gimpanzee ended up with eight victories in only 11 starts and included top prizes in the \$464,900 Hambletonian Maturity and the \$500,000 Breeders Crown, making him only the sixth three-time winner of that stake in its 36-year history.

His performances in 2020 landed him first in earnings (\$980,964) among all trotters in North America and second richest Standardbred of either gait behind pacer Tall Dark Stranger (\$1,302,681).

Gimpanzee was a two-time NYSS champion and was named the Dan Patch 2-year-old trotting colt of 2018 after he went a perfect nine-for-nine his freshman season.

ATLANTA (Chapter Seven-Hemi Blue Chip 1:49.1, \$2,659,653) continued to perform at the highest level of competition and consistency at age 5. The mare has been among the best trotters in the sport for four years now and has beaten the best, including top males.

In 2020 Atlanta had five wins in 12 starts with four seconds and a third to earn \$749,014. This made her the fifth richest trotter in North America regardless of gender. Her seasonal mark of 1:50 saw her end the year tied with fellow New York-bred Gimpanzee (and When Dovescry) as the second fastest trotter in North America. She won several major stakes including the \$170,900 Cutler, \$425,600 Maple Leaf Trot, \$175,000 Dayton Derby and the \$148,500 Allerage, before finishing third in the prestigious \$500,000 Breeders Crown.

In 2018 Atlanta was the first filly to win the Hambletonian since 1996 and her amazing efforts that season earned her the Dan Patch 3-year-old filly Trotter of the Year and Dan Patch Trotter of the Year awards.

The breeders of New York State continue to produce some of the best Standardbreds in the sport and those horses have proven it again and again on the track. And despite a late start to the season and unpredictable circumstances surrounding the year, these horses were ready to compete and showed the program's mission to breed champions in New York is alive and well.

**THE PROGRAM'S
MISSION TO BREED
CHAMPIONS IN
NEW YORK IS
ALIVE AND WELL.**

2020 PURSES PAID

Racetrack	Sire Stakes 2 Year Olds	Sire Stakes 3 Year Olds	Excelsior 2 Year Olds	Excelsior 3 Year Olds	Finals	Total
Batavia Downs.....	\$180,000	\$200,000	\$107,100	\$101,400		\$588,500
Buffalo Raceway.....						\$0
Monticello Raceway.....						\$0
Saratoga Raceway.....	\$625,000	\$540,000	\$305,400	\$183,900		\$1,654,300
Tioga Downs (1).....	\$450,000	\$400,000	\$256,800	\$211,200	\$400,000	\$1,718,000
Vernon Downs.....	\$360,000	\$500,000	\$198,900	\$252,000		\$1,310,900
Yonkers Raceway (2)	\$500,000	\$675,000	\$248,400	\$292,500	\$1,800,000	\$3,515,900
Track Subtotal.....	\$2,115,000	\$2,315,000	\$1,116,600	\$1,041,000	\$2,200,000	\$8,787,600
Other						
Empire Breeders Classic (3)		\$200,000				\$200,000
Goshen Historic Track (4).....					\$80,000	\$80,000
County Fair (5)					\$443,125	\$443,125
Other Subtotal		\$200,000			\$523,125	\$723,125
Grand Total.....	\$2,115,000	\$2,515,000	\$1,116,600	\$1,041,000	\$2,723,125	\$9,510,725

(1) Includes Excelsior Finals at Tioga Downs (\$400,000).

(2) Includes NYSS Finals at Yonkers Raceway (\$1,800,000).

(3) Empire Breeders Classic races at Tioga Downs (\$100,000) & Vernon Downs (\$100,000).

(4) Includes County Fair finals at Goshen Historic Track (\$80,000).

(5) Includes all purses for 14 fairs in 2020.

Note: These are purses paid by the Fund, not total purses paid to participants, which include Sire Stakes and Excelsior declaration fees.

NEW YORK SIRE STAKES PROGRAM

NEW YORK SIRE STAKES

The most talented NY bred two- and three-year-olds vie for enhanced purses at pari-mutuel tracks throughout the state.

EXCELSIOR SERIES

A second-tier program designed for late blooming two- and three-year-olds, with multiple legs leading to a lucrative final for the leading point earners in the series. Part of the Excelsior series includes the State Fair series pari-mutuel meet that features two- and three-year-old races for New York-bred trotters and pacers. Additionally, three-year-old races are held at Goshen Historic Track.

COUNTY FAIR SERIES

Championship races at each age and gait give New York State's local summer fairs a unique twist. It's the best "earn as you learn" program in Sire Stakes racing with non pari-mutuel racing at more than 20 agricultural fairs throughout New York State.



The New York Sire Stakes is the state's premier harness racing program designed to promote the breeding, buying and racing of Standardbred horses in New York State. The New York Sire Stakes is the nation's oldest harness racing program of its kind.

NYSS 2020 LEADERBOARDS

Sire Stakes - 2 Year Old Pacing Colts

Horse	Sire	Starts	1	2	3	4	5	NYSS Earnings	2020 Earnings
King James Express	Art Major	6	3	0	0	2	0	\$171,934	\$209,201
Town Gossip	American ideal	5	2	2	0	0	0	\$123,134	\$155,445
American Courage	American ideal	5	4	0	0	0	0	\$110,434	\$180,258
Sauvignon Bluechip	Art Major	5	1	2	2	0	0	\$72,170	\$72,170
I'll Drink To That	American ideal	4	1	2	0	1	0	\$60,634	\$61,154
Carrythetorchman	American ideal	5	0	2	1	0	2	\$57,532	\$85,430
Sexy Blue Chip	Roll With Joe	6	0	1	3	1	1	\$53,837	\$55,373
Major Makover	Art Major	6	0	2	2	0	1	\$40,869	\$51,208
Stop Staring	So surreal	6	0	0	2	2	1	\$33,858	\$39,083
Southwind Petyr	American ideal	1	1	0	0	0	0	\$25,650	\$121,554
What About Bob	American ideal	5	0	0	0	3	2	\$18,033	\$19,283
Bottle Rocket	Rock N Roll Heaven	4	0	0	1	1	1	\$12,735	\$14,547
Major Bean	Art Major	3	0	1	0	0	0	\$11,992	\$29,714
Samson Blue Chip	American ideal	3	0	0	0	1	1	\$8,040	\$9,755
Crystal Beach	Art Major	2	0	0	1	0	0	\$5,756	\$25,666
Bud Truck	So surreal	1	0	0	0	1	0	\$3,909	\$5,491
Old Town Road	Art Major	1	0	0	0	0	1	\$2,443	\$20,043
Market Mayhem	So surreal	1	0	0	0	0	1	\$2,443	\$26,441
Garrett's Drama	Art Major	2	0	0	0	0	1	\$2,398	\$5,548

Sire Stakes - 2 Year Old Pacing Fillies

Horse	Sire	Starts	1	2	3	4	5	NYSS Earnings	2020 Earnings
Test Of Faith	Art Major	6	5	1	0	0	0	\$257,750	\$500,000
Albergita Hanover	Roll With Joe	6	2	2	1	0	1	\$121,850	\$146,427
Heart Of Mine	Roll With Joe	4	1	2	0	0	1	\$112,555	\$131,415
Rightfully Mine	American Ideal	6	1	2	1	0	1	\$74,662	\$108,812
Think Of Galaxies	So Surreal	6	1	1	2	0	1	\$62,133	\$76,043
Party Queen	Roll With Joe	6	0	1	1	2	1	\$50,544	\$56,342
DC Batgirl	Art Major	6	0	1	1	2	2	\$49,978	\$51,678
Spicy Covina	Art Major	5	0	1	2	1	0	\$33,487	\$33,487
Easy To Please	Roll With Joe	4	1	0	0	1	0	\$32,278	\$37,478
Sea Of Love BC	American Ideal	4	0	0	2	0	2	\$21,562	\$22,810
Summer Rae	Roll With Joe	4	0	0	0	2	1	\$13,619	\$35,187
Special Olivia	Roll With Joe	1	0	0	1	0	0	\$6,372	\$13,272
Shania Blue Chip	Roll With Joe	1	0	0	0	1	0	\$5,624	\$15,624
Abby Rose	Heston Blue Chip	1	0	0	0	1	0	\$4,248	\$25,088
Major Houlihan	Art Major	3	0	0	0	1	0	\$3,960	\$12,792
Patty Jo M	Roll With Joe	1	0	0	0	0	1	\$3,580	\$8,205

NYSS 2020 LEADERBOARDS

Sire Stakes - 2 Year Old Trotting Colts

Horse	Sire	Starts	1	2	3	4	5	NYSS Earnings	2020 Earnings
Steel	Chapter Seven	6	1	1	2	0	2	\$152,161	\$152,161
Ambassador Hanover	Chapter Seven	5	4	0	0	1	0	\$123,425	\$123,425
Dee's Red Delicious	Credit Winner	6	2	1	1	0	1	\$99,344	\$256,194
Unwritten Chapter	Chapter Seven	5	0	2	0	1	0	\$86,598	\$95,006
Incommunicado	Chapter Seven	5	1	2	2	0	0	\$81,839	\$201,375
Ahundreddollarbill	Chapter Seven	6	2	1	0	0	0	\$70,113	\$70,112
Special Prosecutor	Chapter Seven	4	1	1	1	1	0	\$42,771	\$43,971
Credit Con	Credit Winner	6	0	1	0	2	2	\$36,331	\$42,330
Sevenshadesofgrey	Chapter Seven	5	0	2	1	0	1	\$35,969	\$66,018
In The Cards	RC Royalty	5	1	0	1	0	0	\$26,511	\$47,091
Creditrina	Credit Winner	4	0	0	1	1	1	\$11,874	\$11,874
Fix-It-Up	Chapter Seven	3	0	0	1	1	0	\$9,962	\$12,037
Super Cruiser	Chapter Seven	3	0	1	0	0	0	\$8,863	\$12,612
Manuka	Credit Winner	4	0	0	1	1	0	\$8,502	\$9,942
Black Tie Bash	Chapter Seven	2	0	0	1	0	1	\$7,929	\$25,453
Creemore	Chapter Seven	2	0	0	0	1	1	\$5,547	\$5,547
Barn Hall	Conway Hall	1	0	0	0	1	0	\$4,104	\$46,604
Chase Blue Chip	Credit Winner	1	0	0	0	1	0	\$2,836	\$2,836
Cash Hudson	Chapter Seven	1	0	0	0	1	0	\$2,836	\$2,836
Hoolie N Hector	Muscles Yankee	1	0	0	0	0	1	\$1,808	\$16,255

Sire Stakes - 2 Year Old Trotting Fillies

Horse	Sire	Starts	1	2	3	4	5	NYSS Earnings	2020 Earnings
Iteration	Chapter Seven	4	2	1	1	0	0	\$142,195	\$315,009
Destined To Dance	Chapter Seven	5	5	0	0	0	0	\$102,208	\$103,456
Aela Jamieson	Chapter Seven	5	2	1	0	0	1	\$92,893	\$92,893
Insured Am S	Chapter Seven	5	1	2	2	0	0	\$73,053	\$74,052
Splash Blue Chip	E L Titan	5	1	3	0	1	0	\$64,742	\$181,418
Broad Strokes	Chapter Seven	5	1	0	0	0	4	\$43,153	\$44,753
Credit Income	Credit Winner	5	0	2	0	2	0	\$30,691	\$39,065
Ifnotmewho	Credit Winner	6	0	1	2	1	1	\$27,217	\$36,953
No Pay No Way	Credit Winner	3	1	0	0	1	0	\$27,169	\$27,689
Eliza B	Chapter Seven	4	0	2	0	0	0	\$22,088	\$24,687
Moni For Lindy	Credit Winner	2	1	0	1	0	0	\$20,832	\$70,444
Imbossible	Chapter Seven	2	1	0	0	0	0	\$18,075	\$18,075
Contested Hanover	Chapter Seven	2	1	0	0	0	0	\$18,075	\$32,135
Jula Shines On	Chapter Seven	4	0	1	0	2	0	\$17,123	\$17,122
Dream Chapter	Chapter Seven	2	0	2	0	0	0	\$16,950	\$27,696
Tranquility K	Deweycheatumnhowe	5	0	0	2	1	1	\$14,877	\$20,677
Illuminata	Chapter Seven	4	0	0	1	2	1	\$13,615	\$131,933
Titans Hope	E L Titan	4	0	0	1	1	2	\$12,872	\$21,503
Soukup Blue Chip	Chapter Seven	4	0	1	0	1	0	\$11,088	\$12,408
Me Three	Chapter Seven	5	0	0	1	2	0	\$10,777	\$11,777

NYSS 2020 LEADERBOARDS

Sire Stakes - 3 Year Old Pacing Colts

Horse	Sire	Starts	1	2	3	4	5	NYSS Earnings	2020 Earnings
Blank Stare	Bolt The Duer	6	2	1	1	1	1	\$163,834	\$205,949
Splash Brother	So Surreal	6	2	2	2	0	0	\$146,934	\$300,722
Major Betts	Art Major	5	3	1	0	0	0	\$102,692	\$172,391
Genius Man	Art Major	6	1	1	3	1	0	\$101,452	\$136,766
Groovy Joe	Roll With Joe	6	2	0	3	1	0	\$96,803	\$114,153
Save Me A Dance	Heston Blue Chip	6	0	4	1	0	0	\$65,749	\$140,176
JK Last Chance	So Surreal	6	1	0	1	1	3	\$50,124	\$63,274
Ideal Perception	American Ideal	6	0	2	1	1	0	\$41,707	\$75,572
Uhtred	Art Major	1	1	0	0	0	0	\$37,950	\$99,042
Ideal Artillery	American Ideal	5	0	0	0	4	1	\$22,403	\$49,382
Reagan Blue Chip	American Ideal	3	0	1	0	1	0	\$14,038	\$43,777
American Rebel	American Ideal	3	0	0	0	1	1	\$6,910	\$12,947
My Pal Joe	Roll With Joe	2	0	0	0	0	2	\$5,637	\$47,411
R Maddy Blue Chip	American Ideal	2	0	0	0	0	2	\$4,797	\$65,326
Wyatt J.	American Ideal	2	0	0	0	1	0	\$3,059	\$112,558
Freedom Warrior	American Ideal	2	0	0	0	0	1	\$1,912	\$15,711

Sire Stakes - 3 Year Old Pacing Fillies

Horse	Sire	Starts	1	2	3	4	5	NYSS Earnings	2020 Earnings
Hen Party	Roll With Joe	6	5	1	0	0	0	\$254,400	\$420,457
Racine Bell	So Surreal	6	3	1	0	0	1	\$128,975	\$144,697
So Rude	So Surreal	6	2	2	0	0	0	\$98,025	\$127,100
Moaning Lisa	Roll With Joe	6	0	1	1	1	2	\$74,636	\$96,257
Galleria Gal	Art Major	6	0	0	4	2	0	\$60,184	\$134,005
Dragon Roll	Roll With Joe	6	0	2	2	1	0	\$54,189	\$80,274
Precious Alexis	Art Major	6	0	1	0	3	2	\$48,819	\$90,782
Eye Popping	So Surreal	6	1	0	1	0	2	\$41,671	\$65,496
Alleyesonme AS	Heston Blue Chip	4	0	2	1	1	0	\$40,944	\$52,294
Merga Hanover	American Ideal	3	1	0	0	0	0	\$29,500	\$30,080
The Fun Marshall	So Surreal	3	0	1	0	0	0	\$18,625	\$53,585
Pettycoat Business	Art Major	1	0	1	0	0	0	\$14,500	\$125,673
Cash Roll	Roll With Joe	5	0	0	1	0	1	\$11,550	\$102,474
Rapunzel Blue Chip	American Ideal	4	0	0	1	0	1	\$10,945	\$14,781
JK Finendandy	American Ideal	4	0	0	0	1	2	\$10,185	\$82,635
Coconut Beach	Art Major	1	0	0	1	0	0	\$6,264	\$28,032
Fashion Hill	American Ideal	1	0	0	0	1	0	\$4,640	\$22,564
Wannashakeyoutree	Art Major	1	0	0	0	1	0	\$4,104	\$15,575
Hidden Cove	American Ideal	2	0	0	0	1	0	\$4,104	\$11,510
American Dreamgirl	American Ideal	1	0	0	0	0	1	\$2,565	\$15,657

NYSS 2020 LEADERBOARDS

Sire Stakes - 3 Year Old Trotting Colts

Horse	Sire	Starts	1	2	3	4	5	NYSS Earnings	2020 Earnings
Hobbs.....	Credit Winner	6	4	1	0	1	0	\$234,090	\$303,915
Chaptiama	Chapter Seven.....	6	4	2	0	0	0	\$201,450	\$209,270
Barn Holden.....	Conway Hall	6	1	2	2	0	0	\$78,780	\$97,860
Berkery J.....	Chapter Seven.....	6	1	1	1	1	2	\$74,030	\$100,380
Bourbon Express.....	RC Royalty	6	0	1	2	2	0	\$60,218	\$80,368
Beerthirty K.....	Credit Winner	6	0	1	1	2	1	\$48,462	\$61,349
Ballcapsnbluejeans.....	Chapter Seven.....	5	0	2	1	1	0	\$45,777	\$89,114
Take The Credit.....	Credit Winner	5	0	1	2	0	2	\$38,348	\$65,285
Third Shift.....	Chapter Seven.....	2	1	0	0	0	1	\$32,300	\$173,912
Sky Castles.....	Conway Hall	3	0	0	1	2	0	\$15,800	\$51,245
Sir Cromwell.....	Credit Winner	5	0	0	0	1	3	\$15,455	\$39,685
Altus Hanover	Crazed.....	4	0	0	1	1	1	\$14,845	\$17,645
R Herbie Blue Chip.....	Here Comes Herbie	2	0	0	0	0	1	\$3,795	\$3,795

Sire Stakes - 3 Year Old Trotting Fillies

Horse	Sire	Starts	1	2	3	4	5	NYSS Earnings	2020 Earnings
Love A Good Story.....	Chapter Seven.....	6	5	0	0	0	1	\$238,100	\$458,541
Hypnotic AM.....	Chapter Seven.....	2	2	0	0	0	0	\$140,000	\$698,178
No Mas Drama.....	Muscles Yankee	6	0	4	1	1	0	\$129,937	\$174,262
Without A Warning.....	RC Royalty	6	1	1	3	0	1	\$122,300	\$238,662
Island Lily.....	Chapter Seven.....	4	1	0	1	2	0	\$66,468	\$80,000
Reba Blue Chip	Chapter Seven.....	2	0	2	0	0	0	\$42,250	\$67,770
Munster	Chapter Seven.....	6	0	1	2	0	1	\$41,655	\$67,873
Seventimesalady	Chapter Seven.....	6	0	0	1	2	1	\$27,595	\$27,595
Destiny Blue Chip	Chapter Seven.....	5	0	1	0	1	1	\$22,210	\$22,210
Starrystarrynight	Conway Hall	3	0	0	0	3	0	\$17,110	\$17,594
Illdoitmyself	Chapter Seven.....	1	0	0	1	0	0	\$8,100	\$22,340
Reciprocalbluechip.....	Chapter Seven.....	2	0	0	0	0	1	\$3,725	\$27,565
Sorpresa	Conway Hall	1	0	0	0	0	1	\$2,750	\$41,212

NYSS 2020 LEADERBOARDS

Excelsior - 2 Year Old Pacing Colts

Horse	Sire	Starts	1	2	3	4	5	EX Earnings	2020 Earnings
Sunsetboozecruise	Roll With Joe	8	5	2	0	0	1	\$47,750	\$49,870
Ideal Perception	American Ideal	4	3	0	0	1	0	\$43,700	\$56,588
Surreal Sergeant	So Surreal	9	3	2	3	1	0	\$37,200	\$39,132
I Rolled The Dice	Roll With Joe	8	2	2	2	0	0	\$26,100	\$34,225
Darbie's Ideal	American Ideal	4	1	2	0	0	0	\$25,000	\$30,182
Majoring Artist	Art Major	8	2	1	0	1	3	\$22,500	\$22,500
Breakout Session	Heston Blue Chip	6	1	1	3	1	0	\$21,050	\$25,982
Levine	American Ideal	8	1	2	2	1	1	\$20,550	\$22,110
Major Asset	Art Major	5	1	1	1	1	1	\$15,000	\$27,512
Rollinthejoe	Roll With Joe	3	2	0	0	0	0	\$15,000	\$15,000

Excelsior - 2 Year Old Pacing Fillies

Horse	Sire	Starts	1	2	3	4	5	EX Earnings	2020 Earnings
Alleyesonme AS	Heston Blue Chip	7	6	1	0	0	0	\$68,750	\$66,875
Spreckles	Art Major	8	2	4	0	0	0	\$40,000	\$42,700
Charm And Grace	American Ideal	7	4	1	0	1	0	\$34,950	\$35,250
Ladyboss	American Ideal	5	3	2	0	0	0	\$26,250	\$29,750
Twin B Salsa	Art Major	9	1	1	2	1	3	\$23,100	\$23,100
Kitty Hoynes	Art Major	7	1	1	2	2	1	\$21,200	\$22,700
Lookatmyart	American Ideal	6	4	1	0	0	0	\$14,775	\$20,205
Special Achiever	American Ideal	6	2	0	2	1	0	\$13,496	\$15,356
Shoes Galore	American Ideal	7	0	1	2	1	2	\$12,050	\$18,050
Dee Dee Kay	Art Major	8	1	2	1	2	1	\$12,050	\$12,050

Excelsior - 2 Year Old Trotting Colts

Horse	Sire	Starts	1	2	3	4	5	EX Earnings	2020 Earnings
Book Seven	Chapter Seven	6	5	1	0	0	0	\$61,250	\$77,940
Conquest AS	Conway Hall	8	3	1	1	1	0	\$29,250	\$29,250
Clear Sailing	Credit Winner	6	1	2	1	0	0	\$26,800	\$29,350
Bropain	Conway Hall	8	1	1	1	2	2	\$21,750	\$23,625
Moonlight Mile	Muscles Yankee	6	1	2	2	0	1	\$21,350	\$24,600
All Profit	Credit Winner	9	1	0	2	1		\$20,850	\$20,850
Crazy For CJ	Crazed	8	5	1	1	0	0	\$19,129	\$19,129
Denton	Crazed	8	1	2	1	0	1	\$17,550	\$17,550
Manruptcy	Chapter Seven	8	0	1	2	3	2	\$15,650	\$16,520
Lucky Sevens	Chapter Seven	7	0	3	0	2	2	\$15,150	\$15,150

Excelsior - 2 Year Old Trotting Fillies

Horse	Sire	Starts	1	2	3	4	5	EX Earnings	2020 Earnings
C And T's Credit	Credit Winner	8	4	1	0	1	0	\$54,950	\$54,950
Starrystarrynight	Conway Hall	8	3	3	0	0	0	\$33,750	\$35,050
Lady Jeter	Muscles Yankee	8	1	2	3	1	1	\$32,350	\$34,470
Nasty Gal	Conway Hall	8	3	1	2	0	0	\$29,850	\$29,850
Alana's Brilliance	Credit Winner	9	2	2	1	1		\$28,250	\$28,250
Concerted Hanover	Credit Winner	8	1	2	2	0	2	\$24,900	\$27,122
Flotus	RC Royalty	5	2	1	2	0	0	\$22,350	\$52,224
Mama's Gift	Chapter Seven	7	1	2	0	1		\$20,150	\$20,150
Sophia's Express	Crazed	6	5	1	0	0		\$18,350	\$37,825
Condescending	RC Royalty	3	2	0	0	0		\$15,000	\$21,360

NYSS 2020 LEADERBOARDS

Excelsior - 3 Year Old Pacing Colts

Horse	Sire	Starts	1	2	3	4	5	EX Earnings	2020 Earnings
Century Ferrari	American Ideal	5	3	1	0	0	1	\$47,000	\$76,630
Rickybobynthehaus	American Ideal	7	3	3	0	0	0	\$43,750	\$63,930
Surreal Art	So Surreal	9	4	1	1	0	0	\$40,350	\$51,130
Murrow Boy	American Ideal	10	2	3	1	0	1	\$28,800	\$34,920
Chatelroll	Roll With Joe	5	3	0	1	0	1	\$25,050	\$70,778
Jet Rock	Rock N Roll Heaven	6	2	1	1	1	0	\$24,950	\$37,965
Rollonhighway	Roll With Joe	10	0	4	2	1	1	\$20,250	\$32,079
Alex Tye	American Ideal	6	2	1	0	0	1	\$19,500	\$45,460
Crius N Rock	Rock N Roll Heaven	5	1	1	0	1	2	\$15,950	\$27,471
Shanghai Bobby	Art Major	8	0	3	1	2	0	\$15,450	\$25,250

Excelsior - 3 Year Old Pacing Fillies

Horse	Sire	Starts	1	2	3	4	5	EX Earnings	2020 Earnings
Fool Me Again	Roll With Joe	5	5	0	0	0	0	\$57,500	\$137,265
Gia's Surreal	So Surreal	7	4	2	0	0	0	\$47,500	\$96,369
Roll With Mimi	Roll With Joe	9	7	2	0	0	0	\$26,750	\$57,957
Topville Angelina	American Ideal	5	3	1	0	0	0	\$26,250	\$45,347
Love Americanstyle	American Ideal	9	1	3	2	1	2	\$25,050	\$32,870
Chase You	American Ideal	5	2	1	1	0	1	\$23,300	\$92,080
Ladybeluckytonite	Art Major	9	0	3	2	1	0	\$21,300	\$39,708
Heavens Challenge	Rock N Roll Heaven	3	2	1	0	0	0	\$18,750	\$77,629
Siesta Beach	American Ideal	8	1	1	2	2	1	\$18,000	\$29,650
Lily Hammer	So Surreal	8	1	1	0	4	1	\$15,900	\$43,410

Excelsior - 3 Year Old Trotting Colts

Horse	Sire	Starts	1	2	3	4	5	EX Earnings	2020 Earnings
Certify	Credit Winner	9	2	2	2	1	1	\$48,050	\$106,689
Jason's Camden	Muscle Mass	7	6	0	0	0	0	\$45,000	\$80,256
Lights Come On	Chapter Seven	6	2	4	0	0	0	\$40,000	\$102,009
Kolin	Crazed	8	3	3	0	1	1	\$38,900	\$65,483
Xcuseme	RC Royalty	9	3	2	1	1	1	\$33,750	\$61,725
Labadee AS	Conway Hall	10	1	4	3	0	0	\$32,700	\$48,320
Lucky June Bug	Lucky Chucky	9	7	1	0	0	1	\$25,080	\$43,498
Boo Thang	Conway Hall	8	1	3	2	1	1	\$18,100	\$31,810
Another Newyorker	Credit Winner	7	2	3	0	0	0	\$15,800	\$27,800
Im TP's Crazed Bro	Crazed	9	0	1	2	3	1	\$13,700	\$47,960

Excelsior - 3 Year Old Trotting Fillies

Horse	Sire	Starts	1	2	3	4	5	EX Earnings	2020 Earnings
Hanna Dreamgirl	Chapter Seven	6	4	0	0	2	0	\$52,400	\$98,418
Amal Hall	Credit Winner	6	4	1	1	0	0	\$45,550	\$92,091
Ev's Girl	Crazed	10	3	3	2	1	0	\$43,350	\$91,671
Crystalline	Chapter Seven	9	2	2	0	1	4	\$28,700	\$150,465
Minor Obsession	Muscle Mass	10	2	0	2	3	2	\$26,900	\$29,624
Song Chapter	Chapter Seven	10	1	3	1	3	0	\$25,350	\$52,098
Summertime Fever	Credit Winner	6	3	0	0	1	0	\$23,700	\$43,164
Qiss Me Blue Chip	Chapter Seven	5	2	1	0	1	0	\$19,950	\$42,030
Somermusic'chapter	Chapter Seven	8	0	2	2	0	1	\$17,550	\$26,825
Southwind Tinker	Conway Hall	9	0	4	1	0	1	\$17,550	\$49,969

NYSS 2020 LEADERBOARDS

County Fairs - 2 Year Old Pacing Colts

Horse	Sire	Starts	1	2	3	4	5	CF Earnings	2020 Earnings
Flow With Joe	Roll With Joe	8	7	1	0	0	0	\$13,495	\$13,495
Rock N Roll Moment	Bolt The Duer	7	3	3	0	0	1	\$7,432	\$7,432
One Step Up	Bolt The Duer	11	0	3	7	0	1	\$6,126	\$6,126
Rearview Blue Chip	American Ideal	7	1	3	0	2	1	\$5,810	\$7,414
Steuben Savage	So Surreal	9	1	3	4	0	0	\$5,921	\$5,291
Here Comes Mario	Bolt The Duer	7	1	2	2	2	0	\$4,471	\$4,471
Bay Storm	Bay Of Sharks	4	3	0	1	0	0	\$4,035	\$6,277
Last Minute Mike	Bay Of Sharks	6	1	3	0	2	0	\$3,766	\$4,947
Aurora Sun	So Surreal	6	2	1	1	1	0	\$3,625	\$4,153
Steuben Moose	So Surreal	2	2	0	0	0	0	\$2,950	\$11,871

County Fairs - 2 Year Old Pacing Fillies

Horse	Sire	Starts	1	2	3	4	5	CF Earnings	2020 Earnings
Xenia's Chip	Heston Blue Chip	6	4	1	1	0	0	\$10,490	\$15,306
The Tricks On Me	Bolt The Duer	8	5	2	0	0	0	\$7,037	\$7,565
KJ Natalia	Roll With Joe	5	4	1	0	0	0	\$6,900	\$10,049
Rollwithjessica	Roll With Joe	8	3	2	0	0	2	\$6,667	\$6,667
Clemmie Hanover	Roll With Joe	5	2	2	1	0	0	\$5,285	\$8,688
Scarlet Angle	Bolt The Duer	9	1	4	4	0	0	\$5,118	\$5,117
Risque Blue Chip	Art Major	6	2	1	2	0	0	\$4,121	\$4,121
Matte Finish	Artist's View	8	0	1	4	2	1	\$3,345	\$3,345
Roll On The Odds	Roll With Joe	4	1	2	1	0	0	\$3,177	\$6,471
She's In Da Trunk	Heston Blue Chip	3	3	0	0	0	0	\$3,050	\$3,050

County Fairs - 2 Year Old Trotting Colts

Horse	Sire	Starts	1	2	3	4	5	CF Earnings	2020 Earnings
Discus Hanover	Credit Winner	6	6	0	0	0	0	\$10,925	\$45,075
Insane Chase	Crazed	9	7	1	0	1	0	\$8,875	\$9,162
Step Forward	Conway Hall	10	4	2	2	1	1	\$8,829	\$14,225
Mcentire	Conway Hall	13	1	6	3	2	0	\$6,043	\$6,282
Simonthediamond	Conway Hall	6	4	0	2	0	0	\$5,995	\$6,515
Alabama Tender	Prayer I Am	8	3	2	2	0	0	\$4,889	\$5,233
Keep Wyatt Man	Manningly	9	0	4	4	0	1	\$3,747	\$3,747
Cryptocraze	Crazed	6	2	1	1	1	1	\$3,272	\$3,272
Yoyo O	Conway Hall	7	1	1	4	1	0	\$2,680	\$5,176
Cheat N Man	Deweycheatumnhowe	11	0	0	4	3	4	\$2,547	\$2,547

County Fairs - 2 Year Old Trotting Fillies

Horse	Sire	Starts	1	2	3	4	5	CF Earnings	2020 Earnings
Notoutofthewoods	Prayer I Am	9	5	3	1	0	0	\$12,172	\$17,882
Kenzie Hanover	RC Royalty	9	5	1	1	0	2	\$7,687	\$8,027
Deweycheatumjodie	Deweycheatumnhowe	10	1	2	5	0	1	\$6,608	\$6,608
Im A Chloe	Prayer I Am	6	3	3	0	0	0	\$6,262	\$7,066
Comaway With Me	Conway Hall	8	4	3	0	0	0	\$6,037	\$10,362
Beautiful Crazy	Deweycheatumnhowe	5	3	0	1	1	0	\$4,284	\$4,284
Dont Call Me Crazy	Crazed	6	1	1	3	1	0	\$4,275	\$4,275
Allie	Conway Hall	7	1	3	0	3	0	\$3,683	\$3,683
What A Fit	Credit Winner	9	1	2	4	1	0	\$3,640	\$4,028
Icanmakyahandsclap	Conway Hall	6	0	1	4	1	0	\$2,590	\$2,590

NYSS 2020 LEADERBOARDS

County Fairs - 3 Year Old Pacing Colts

Horse	Sire	Starts	1	2	3	4	5	CF Earnings	2020 Earnings
Johnny Chimp	So Surreal	13	8	3	2	0	0	\$20,331	\$22,571
Jericho Willie	Rock N Roll Heaven	6	4	0	1	1	0	\$10,964	\$38,674
Scott The Great	Heston Blue Chip	7	5	1	0	0	1	\$9,400	\$23,832
Hestons Lucky Chip	Heston Blue Chip	8	2	3	3	0	0	\$8,758	\$25,051
Send A Note	Heston Blue Chip	10	1	6	0	1	1	\$7,987	\$13,814
Rocknroll Oliver	Art Major	8	1	3	1	2	0	\$5,814	\$19,897
Tok	Roll With Joe	3	1	2	0	0	0	\$4,275	\$19,160
High Far And Gone	Heston Blue Chip	7	0	1	4	0	1	\$3,158	\$4,169
HD Lil Sweet	Artist's View	5	0	1	1	3	0	\$2,803	\$2,803
Smitty	So Surreal	5	0	0	1	2	2	\$2,200	\$11,567

County Fairs - 3 Year Old Pacing Fillies

Horse	Sire	Starts	1	2	3	4	5	CF Earnings	2020 Earnings
Roll With Mimi	Roll With Joe	6	6	0	0	0	0	\$13,075	\$57,957
Qing Qong Bluechip	Roll With Joe	10	5	3	2	0	0	\$12,587	\$26,104
Little Miss Curvy	American Ideal	11	5	5	1	0	0	\$11,707	\$23,488
Irish Art	Art Major	6	3	0	1	0	1	\$6,892	\$16,877
Pearlameri	American Ideal	11	0	3	5	3	0	\$6,628	\$16,528
Heaven's Rising	Rock N Roll Heaven	5	2	3	0	0	0	\$5,607	\$9,578
Va Va Voom	So Surreal	7	0	4	2	1	0	\$5,554	\$11,048
Somewhere So Faire	So Surreal	3	2	1	0	0	0	\$4,400	\$21,804
Lil Bit of Sunshine	Roll With Joe	11	0	2	2	4	3	\$4,130	\$5,539
HD Ladyofart	Artist's View	7	1	0	1	3	2	\$3,181	\$3,181

County Fairs - 3 Year Old Trotting Colts

Horse	Sire	Starts	1	2	3	4	5	CF Earnings	2020 Earnings
Certify	Credit Winner	9	7	0	1	1	0	\$15,237	\$106,689
Sanchez Rocks	Crazed	7	5	1	0	1	0	\$10,905	\$22,505
Flyhawk El Fiero	Conway Hall	9	4	2	1	0	1	\$8,181	\$16,063
Barn Beast	Credit Winner	6	2	2	1	1	0	\$6,642	\$26,622
Chuckling Chucky	Lucky Chucky	8	1	3	1	2	1	\$6,369	\$6,369
Okay	Conway Hall	7	2	2	2	1	0	\$5,959	\$34,265
Little Dave	Crazed	9	0	3	3	1	2	\$4,896	\$17,896
Summer Chrome	Prayer I Am	6	2	1	1	0	1	\$4,000	\$14,114
Real Muscles	Muscle Mass	8	0	3	1	2	0	\$3,391	\$3,971
Flame Calibur	CR Excalibur	6	0	1	2	0	3	\$3,019	\$3,019

County Fairs - 3 Year Old Trotting Fillies

Horse	Sire	Starts	1	2	3	4	5	CF Earnings	2020 Earnings
Reckless Image	Muscle Mass	8	8	0	0	0	0	\$16,650	\$64,685
Girlslovepearls	Chapter Seven	11	4	4	2	0	0	\$10,699	\$14,809
Lindy In The Sky	Crazed	11	3	3	1	1	2	\$8,940	\$25,760
Smokin On By	Crazed	7	3	2	1	0	1	\$8,590	\$26,845
Royal Trumpery	RC Royalty	8	3	1	2	1	1	\$6,937	\$19,198
Psycho Cinderella	Crazed	7	1	2	3	0	1	\$4,174	\$13,910
Loyalty Hanover	RC Royalty	7	0	4	1	0	1	\$3,861	\$11,620
SweatNTears	Muscle Mass	5	1	1	3	0	0	\$3,774	\$25,891
Pink Cotton	Lucky Chucky	10	0	2	3	4	0	\$3,625	\$13,354
Touche' Away	Crazed	8	0	0	1	5	1	\$2,328	\$15,897

INDUSTRY COMMENTS

“Without a doubt the New York Sire Stakes is a vital component to our stable. Our main purpose for purchasing New York-sired horses is to race in the NYSS program. We have a strong commitment of owners to race and support the state’s program. We also have vested interest in New York-registered stallions Devious Man and Met’s Hall. It’s clear to see the New York Sire Stakes is an essential part of our business.”

Julie Miller

NYSS Leading Trainer 2020, 7th Leading Trainer in North America in 2020

“From a business standpoint, racing in the NYSS program has provided us the opportunity to grow our stable. Our stable’s participation in the program has generated enthusiasm amongst our partners as well as helped us create new partners and fans of the sport. Each year we are active in the yearling sales with the goal of purchasing horses to race in the NYSS program. This past year with the shipping and racetrack restrictions due to COVID, the program provided us with stability and opportunities that many of the overnight horses didn’t have.”

Christopher Daley

Owner of Go Where The Money Is Stable and Chasing Dreams Stable

“This program is where it all begins. So many stables depend on the New York Sire Stakes program and wouldn’t be without it. The level of competition for the NYSS is unmatched and by far my number one goal as a driver. To me, there is nothing more exciting than that and I hope to make some big moves forward there this year.”

Leon Bailey

USTA Driver of the Year 2020, NYSS County Fair Leading Driver of the Year 20

“The New York Sire Stakes program was the first of its kind and remains among the best programs of this type in the country. The program is a win-win for everyone involved. At Batavia Downs, we normally sell out our hotel on Sire Stakes nights which leads to larger crowds in-house providing more business in our restaurants, at our betting windows and on our gaming floor. There is also noticeable trickle-down commerce in our community as local businesses and service providers associated with racing gain additional revenue from outside visitors and racing participants. As far as the impact on breeding, New York has a great history of our horses being successful at the highest levels of the Grand Circuit across North America, many of which who have gone on to win divisional honors at the Dan Patch Awards. This brings additional long-term value to the breed and as a result, the program itself. Most major Grand Circuit owners have horses competing in the NYSS every year.”

Todd Haight

Director of Live Racing at Batavia Downs and Chairman of U.S. Trotting Association District 8

“The NYSS means an awful lot to me personally and for my driving career. Since moving to New York in 2007 the NYSS program has had a huge impact on my career. The NYSS program is one of the best programs in the US. Being a NY resident and basing myself out of Yonkers, it gives me a great opportunity to follow the circuit and drive at tracks I normally wouldn’t have. My summers consist of driving or flying to over seven different venues to follow some of the best 2 and 3 year olds our sport has to offer. These drives have led to many other Grand Circuit drives that I wouldn’t normally have if it weren’t the NYSS program. The continued success of the NYSS program is very important to the longevity of the sport. The Sire Stake program translates in a positive way for the industry in New York State, which helps caretakers, shippers, drivers and trainers, by enhancing opportunities for owners and breeders to enjoy the sport and make a profit while supporting all those employed in the nation’s greatest harness racing program.”

Jason Bartlett

2020 USTA Pari-Mutuel Driver of the Year